



RBWO Provider GA+SCORECARD - CCI
Performance-Based Placement Measures

FY 2017 Qtr 2

Office of Provider Management,
Georgia Department of Human Services

Care Solutions, Inc.





RBWO Provider GA+SCORECARD - CCI
FY2017 - Quarter 2

Table of Contents

Provider	Page
A Friend's House - (563) - CCI	1
ACES Youth Home, Inc. - (formerly Appalachian Children's Shelter) (5167) - CCI	4
Advocates for Bartow's Children - Flowering Branch Children's Shelter (564) - CCI	7
Agape Behavioral Healthcare, Inc. - (694) - CCI	10
Alternative Youth Services, Inc. - (667) - CCI	13
Alyssa and Brothers, Inc. - dba Rowley Residence #2 (908) - CCI	16
AMI Kids Savannah River - (5161) - CCI	19
Ark Family Counseling Center, The - Ricky Homes/Dallas (569) - CCI	22
Ark Family Counseling Center, The - Ricky Homes/Decatur (571) - CCI	25
Ark Family Counseling Center, The - Ricky Homes/Lithonia (591) - CCI	28
Ark Family Counseling Center, The - Ricky Homes/Powder Springs (570) - CCI	31
Bald Ridge Lodge, Inc. - Bald Ridge Lodge (4124) - CCI	34
Beth-Ester Ministries - dba Restoration House 1 (817) - CCI	37
Broken Shackle Ranch - (576) - CCI	40
Caring and Sharing Home for Boys - (5191) - CCI	43
Carl Malone Foundation, Inc. - Mercy's Door I (993) - CCI	46
Carl Malone Foundation, Inc. - Mercy's Door II (994) - CCI	49
Carl Malone Foundation, Inc. - Mercy's Door III (1041) - CCI	52
Carrie Steele-Pitts Home, Inc. - (577) - CCI	55
Center for Children and Young Adults, The - Another Chance (578) - CCI	58
Center for Children and Young Adults, The - Open Gate (579) - CCI	61
Chestnut Manor - (581) - CCI	64
CHRIS 180 Inc. - Dekalb (597) - CCI	67
CHRIS 180 Inc. - Douglas (598) - CCI	70
CHRIS 180 Inc. - Ellenwood (599) - CCI	73
CHRIS 180 Inc. - Fulton (601) - CCI	76
CHRIS 180 Inc. - Gwinnett (602) - CCI	79
CHRIS 180 Inc. - Rock Shadow (617) - CCI	82
CHRIS 180 Inc. - Sherwood (604) - CCI	85
CHRIS 180 Inc. - Stephenson (605) - CCI	88
Christian City Home for Children - (585) - CCI	91
Community Growth Children's Academy - (5169) - CCI	94
Coweta Teen Mothers & Babe Service Center, Inc. - (5145) - CCI	97
Deloach Group Home - (619) - CCI	100
Devereux GA Treatment Network - MAAC Plus (5134) - CCI	103



RBWO Provider GA+SCORECARD - CCI
FY2017 - Quarter 2

Table of Contents

Table with 2 columns: Provider and Page. Lists various providers such as Dr. Xavier Moore Home for Boys, LLC, Elks Aidmore Children's Center, etc., with their corresponding page numbers.



RBWO Provider GA+SCORECARD - CCI
FY2017 - Quarter 2

Table of Contents

Table with 2 columns: Provider and Page. Lists various providers such as House of Inspiration, Jesse's House, and Little Debbie's Second Chance Home with their respective page numbers.



RBWO Provider GA+SCORECARD - CCI
FY2017 - Quarter 2

Table of Contents

Provider	Page
Open Door Home - Girls Annex Long Term Program (939) - CCI	316
Our House for Kids - (792) - CCI	319
Park Place Outreach (formerly Marshland Foundation) - (732) - CCI	322
Positive Growth - Ponce De Leon Ave. (795) - CCI	325
Rainbow Children's Home - (809) - CCI	328
Rainbow House Emergency Shelter for Children - (810) - CCI	331
Raintree Village - Lowndes County (811) - CCI	334
Refuge House, The - (945) - CCI	337
Safe Harbor Children's Center, Inc. - (820) - CCI	340
Safe Harbor Children's Center, Inc. - Hamer House (4958) - CCI	343
Seeds of Excellence - (5154) - CCI	346
Smith Group Home - (824) - CCI	349
Star Island - (1021) - CCI	352
Stroman Account & Property - dba My Sister's Keeper (892) - CCI	355
Taking A Step Beyond - (5158) - CCI	358
Testament Health & Counseling Services, LLC - Testament House (5197) - CCI	361
The Good Shepherd Ranch - (5193) - CCI	364
Treutlen House at New Ebenezer, Inc. - (4228) - CCI	367
Turning Point Homes - Ahmonie's Cottage (1003) - CCI	370
Turning Point Homes - Francois Cottage (829) - CCI	373
Turning Point Homes - Joshua Cottage I (830) - CCI	376
Turning Point Homes - Turning Point Cottage (833) - CCI	379
Twin Cedars Youth Services (formerly Georgia Industrial Children's Home) - (4340) - CCI	382
Twin Cedars Youth Services - Anne Elizabeth Shepherd (835) - CCI	385
Twin Cedars Youth Services - Bradfield Center (846) - CCI	388
Twin Cedars Youth Services - Connections (837) - CCI	391
Twin Cedars Youth Services - Magnolia Second Chance Home (844) - CCI	394
Twin Cedars Youth Services - Reality House (841) - CCI	397
Vanessa's Place - (5162) - CCI	400
Vashti Center, The - (852) - CCI	403
Visions of Hope for Boys - (978) - CCI	406
Weekes House, Inc. - Weekes House (5178) - CCI	409
Wellspring Living, Inc. - (5168) - CCI	412
Young Adult Guidance Center, The - (860) - CCI	415
Youth Villages (Inner Harbour Campus) - Douglas Center: Girls (624) - CCI	418



DHS, DFCS, Office of Provider Management
RBWO Provider GA+SCORECARD - CCI
FY2017 - Quarter 2



Table of Contents

Provider	Page
Youth Villages (Inner Harbour Campus) - Douglasville: The Ranch Boys (711) - CCI	421
Youth Villages (Inner Harbour Campus) - EXCEL Program: Boys (1027) - CCI	424



DHS, DFCS, Office of Provider Management
Performance-Based Placement Measures
RBWO Provider GA+SCORECARD - CCI



Report Quarter: Q2 FY2017

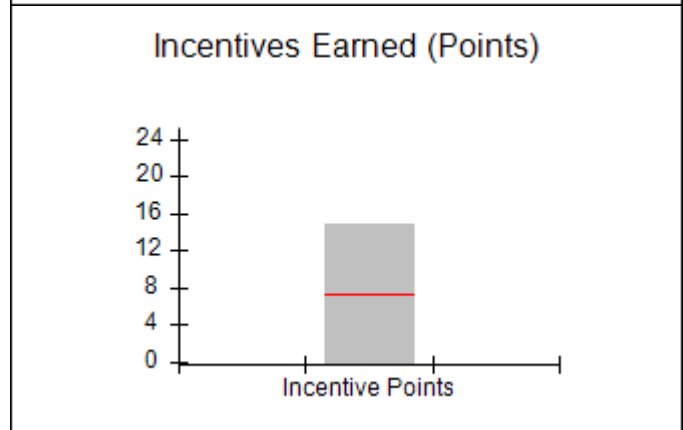
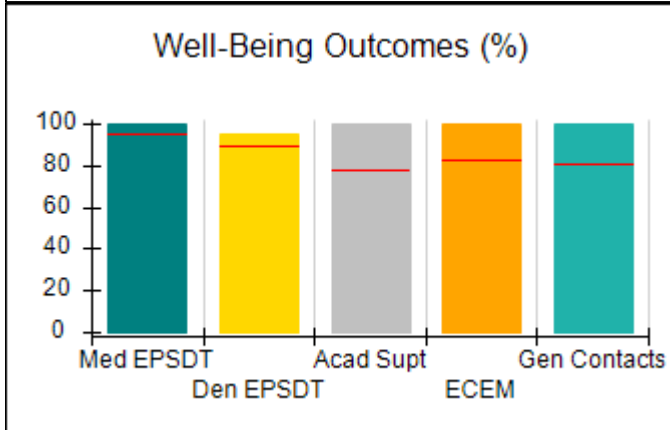
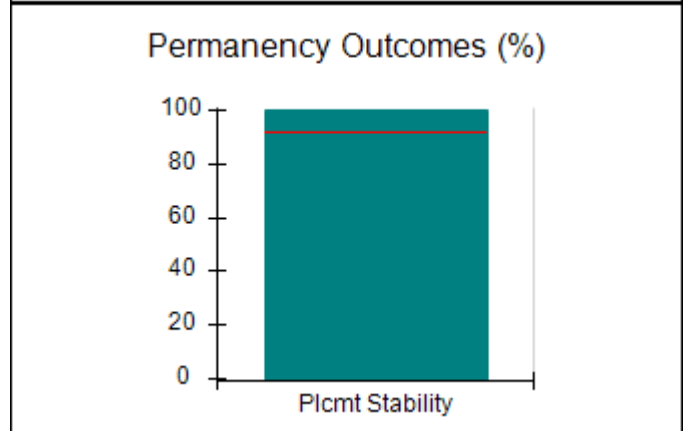
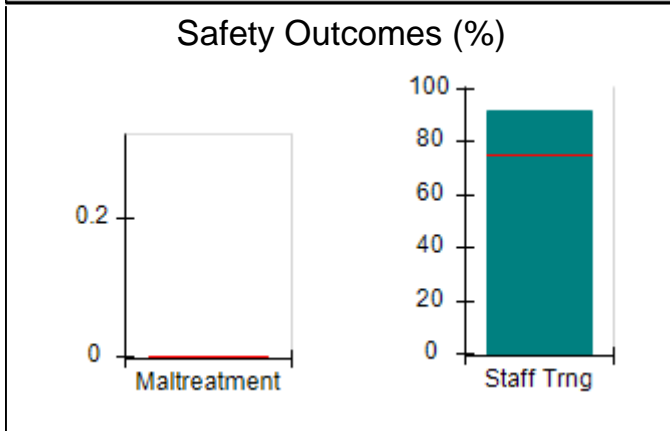
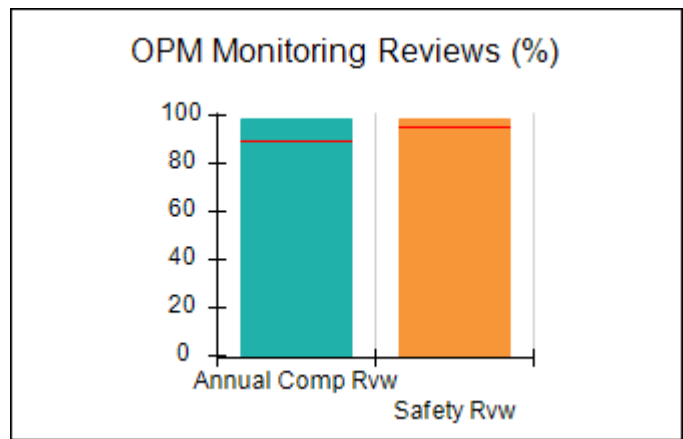
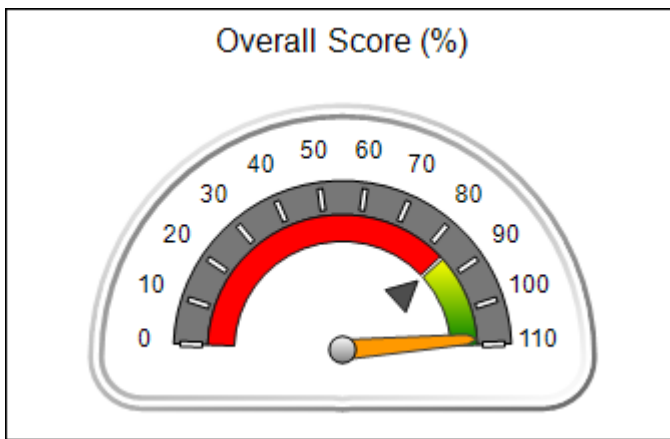
Provider/Program Name: A Friend's House - (563) - CCI

111 Henry Pkwy., McDonough, GA 30253 Phone: 678-432-1630 Vendor ID# 35215	Quarterly Scores (Grades)		Current Quarter Score (Grade)
	Q1: 107.53 (A+)	Q2: 108.36 (A+)	108.36% (A+)
	Q3: N/A	Q4: N/A	

Program Census Information:	# Children in Care During Quarter: 24	# Placements During Quarter: 24	# Children in Care On Last Day: 13
-----------------------------	---------------------------------------	---------------------------------	------------------------------------

Quarterly Provider Comparisons to All CCIs

▼ — indicates average for all CCIs





DHS, DFCS, Office of Provider Management
Performance-Based Placement Measures
RBWO Provider GA+SCORECARD - CCI



Report Quarter: Q2 FY2017

Provider/Program Name: A Friend's House - (563) - CCI				
111 Henry Pkwy., McDonough, GA 30253 Phone: 678-432-1630 Vendor ID# 35215		Quarterly Scores (Grades)		Current Quarter Score (Grade)
		Q1: 107.53 (A+)	Q2: 108.36 (A+)	108.36% (A+)
		Q3: N/A	Q4: N/A	
Program Census Information:		# Children in Care During Quarter: 24	# Placements During Quarter: 24	# Children in Care On Last Day: 13
	Avg Performance All CCIs (%)	Provider Performance (%)*	Possible Points (Weight)	Provider Points Earned
OPM Monitoring Reviews				
Annual Comprehensive Reviews	89%	98%	25	24.62
Safety Reviews	95%	98%	15	14.74
Monitoring Sub-Total			40	39.36
CCI Safety Outcomes				
Incidence of Maltreatment	0.00%	No Substantiated Reports	10	10.00
Staff Training	75%	92%	10	9.20
Safety Sub-Total			20	19.20
CCI Permanency Outcomes				
Placement Stability	92%	100%	15	15.00
Permanency Sub-Total			15	15.00
CCI Well-Being Outcomes				
EPSDT Medical Visits	94%	100%	4	4.00
EPSDT Dental Visits	89%	95%	4	3.80
Academic Supports	77%	100%	3	3.00
Provider ECEM Visits	83%	100%	7	7.00
Provider General Contacts	80%	100%	7	7.00
Placements with Siblings	34%	67%	Not Scored	Not Scored
Placements within Legal County	16%	0%	Not Scored	Not Scored
Well-Being Sub-Total			25	24.80
*Performance calculation descriptions can be found in the FY 2017 RBWO PBP Measurements and Standards Guide.				

Monitoring & Outcomes: Possible Points = 100	Points Earned = 98.36
Score Before Incentives Credit	98.36%
Incentives Awarded	10.00 pts
PBP Verification	N/A pts
Total Score	108.36%



DHS, DFCS, Office of Provider Management
Performance-Based Placement Measures
RBWO Provider GA+SCORECARD - CCI



Report Quarter: Q2 FY2017

Provider/Program Name: A Friend's House - (563) - CCI

Program Census Information:		# Children in Care During Quarter: 24	# Placements During Quarter: 24	# Children in Care On Last Day: 13
CCI Incentive Credits	Avg Performance All CCIs (Points)	Provider Performance (%)*	Possible Points (Weight)	Provider Points Earned
Early EPSDT Medical Visits		100%	2	2.00
Early EPSDT Dental Visits		92%	2	1.84
Permanency Contacts		100%	5	5.00
Additional Academic Supports		100%	2	2.00
Active Agency Accreditation		0%	4	0.00
Staff Clinical Licensure		0%	5	0.00
Behavior Management (threshold = 0)		100%	4	4.00
Incentives Total	7.31		24	14.84
Maximum total combined incentive credit allowed is 10 points.			Incentives Awarded	10.00

*Performance calculation descriptions can be found in the FY 2017 RBWO PBP Measurements and Standards Guide.

Child Protective Services Investigations and Dispositions

The following investigations data, which is not used for scoring but is considered significant to a provider's performance, is from Georgia SHINES and is not considered final or complete until the end of the fiscal year.

Total Reports:	0	
Number Screened In:	0	
Number Screened Out:	0	
Number Substantiated:	0	
Number Unsubstantiated:	0	
Number Active CPS Investigations:	0	



Performance-Based Placement Measures RBWO Provider GA+SCORECARD - CCI

Report Quarter: Q2 FY2017

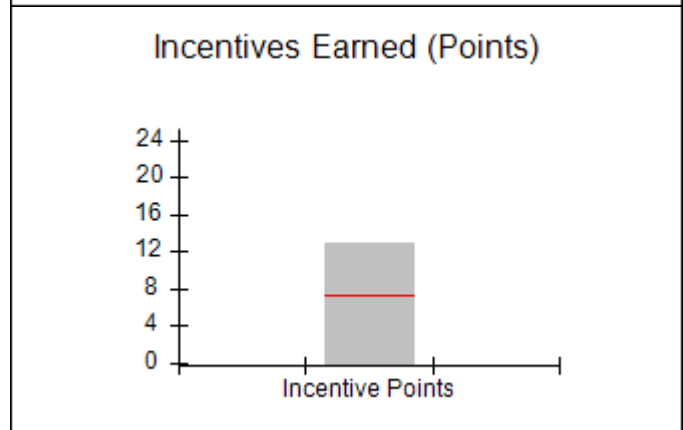
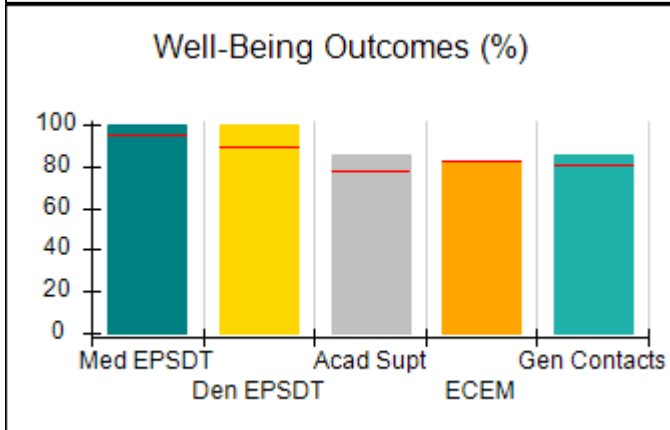
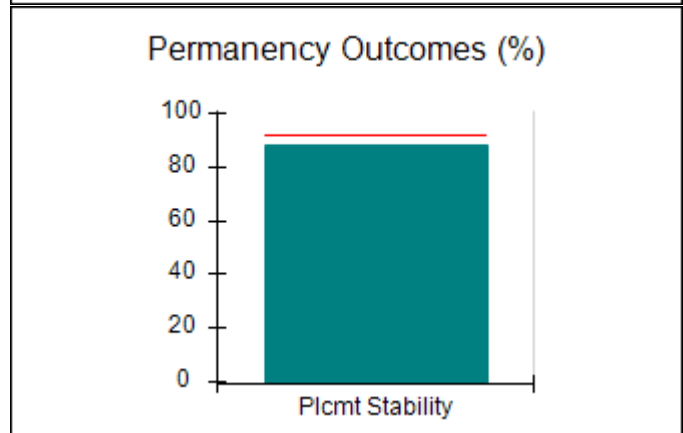
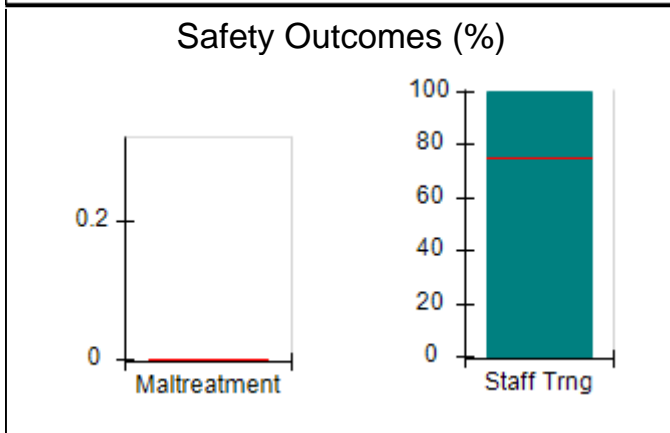
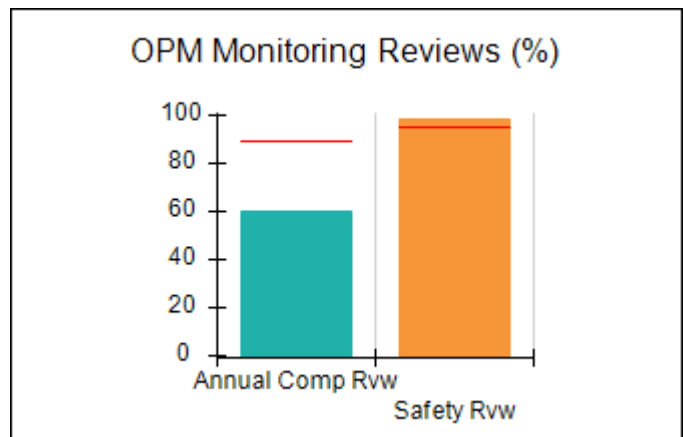
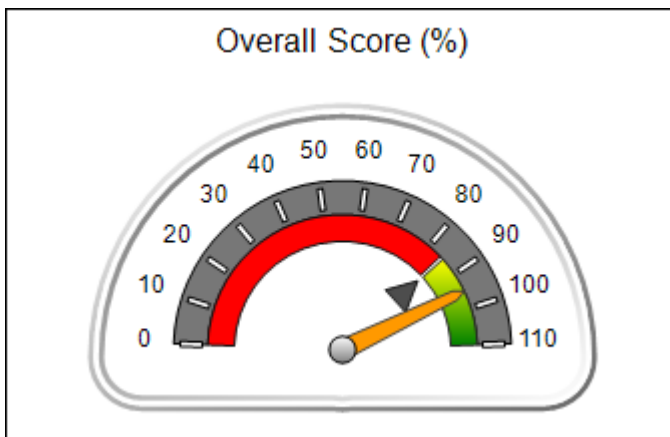
Provider/Program Name: ACES Youth Home, Inc. - (formerly Appalachian Children's Shelter) (5167) - CCI

133 Cares Drive, Jasper, GA 30143 Phone: 706-253-2375 Vendor ID# 115379	Quarterly Scores (Grades)		Current Quarter Score (Grade)
	Q1: 83.15 (B-)	Q2: 95.21 (A)	95.21% (A)
	Q3: N/A	Q4: N/A	

Program Census Information:	# Children in Care During Quarter: 8	# Placements During Quarter: 8	# Children in Care On Last Day: 6
-----------------------------	--------------------------------------	--------------------------------	-----------------------------------

Quarterly Provider Comparisons to All CCIs

▼ — indicates average for all CCIs





DHS, DFCS, Office of Provider Management
Performance-Based Placement Measures
RBWO Provider GA+SCORECARD - CCI



Report Quarter: Q2 FY2017

Provider/Program Name: ACES Youth Home, Inc. - (formerly Appalachian Children's Shelter) (5167) - CCI				
133 Cares Drive, Jasper, GA 30143 Phone: 706-253-2375 Vendor ID# 115379		Quarterly Scores (Grades)		Current Quarter Score (Grade)
		Q1: 83.15 (B-)	Q2: 95.21 (A)	95.21% (A)
		Q3: N/A	Q4: N/A	
Program Census Information:		# Children in Care During Quarter: 8	# Placements During Quarter: 8	# Children in Care On Last Day: 6
	Avg Performance All CCIs (%)	Provider Performance (%)*	Possible Points (Weight)	Provider Points Earned
OPM Monitoring Reviews				
Annual Comprehensive Reviews	89%	60%	25	14.98
Safety Reviews	95%	99%	15	14.79
Monitoring Sub-Total			40	29.77
CCI Safety Outcomes				
Incidence of Maltreatment	0.00%	No Substantiated Reports	10	10.00
Staff Training	75%	100%	10	10.00
Safety Sub-Total			20	20.00
CCI Permanency Outcomes				
Placement Stability	92%	88%	15	13.20
Permanency Sub-Total			15	13.20
CCI Well-Being Outcomes				
EPSDT Medical Visits	94%	100%	4	4.00
EPSDT Dental Visits	89%	100%	4	4.00
Academic Supports	77%	85%	3	2.55
Provider ECEM Visits	83%	82%	7	5.74
Provider General Contacts	80%	85%	7	5.95
Placements with Siblings	34%	60%	Not Scored	Not Scored
Placements within Legal County	16%	25%	Not Scored	Not Scored
Well-Being Sub-Total			25	22.24
*Performance calculation descriptions can be found in the FY 2017 RBWO PBP Measurements and Standards Guide.				

Monitoring & Outcomes: Possible Points = 100	Points Earned = 85.21
Score Before Incentives Credit	85.21%
Incentives Awarded	10.00 pts
PBP Verification	N/A pts
Total Score	95.21%



DHS, DFCS, Office of Provider Management
Performance-Based Placement Measures
RBWO Provider GA+SCORECARD - CCI



Report Quarter: Q2 FY2017

Provider/Program Name: ACES Youth Home, Inc. - (formerly Appalachian Children's Shelter) (5167) - CCI

Program Census Information:		# Children in Care During Quarter: 8	# Placements During Quarter: 8	# Children in Care On Last Day: 6
CCI Incentive Credits	Avg Performance All CCIs (Points)	Provider Performance (%)*	Possible Points (Weight)	Provider Points Earned
Early EPSDT Medical Visits		100%	2	2.00
Early EPSDT Dental Visits		100%	2	2.00
Permanency Contacts		100%	5	5.00
Additional Academic Supports		0%	2	0.00
Active Agency Accreditation		0%	4	0.00
Staff Clinical Licensure		0%	5	0.00
Behavior Management (threshold = 0)		100%	4	4.00
Incentives Total	7.31		24	13.00
Maximum total combined incentive credit allowed is 10 points.			Incentives Awarded	10.00

*Performance calculation descriptions can be found in the FY 2017 RBWO PBP Measurements and Standards Guide.

Child Protective Services Investigations and Dispositions	
The following investigations data, which is not used for scoring but is considered significant to a provider's performance, is from Georgia SHINES and is not considered final or complete until the end of the fiscal year.	
Total Reports:	0
Number Screened In:	0
Number Screened Out:	0
Number Substantiated:	0
Number Unsubstantiated:	0
Number Active CPS Investigations:	0



Performance-Based Placement Measures RBWO Provider GA+SCORECARD - CCI

Report Quarter: Q2 FY2017

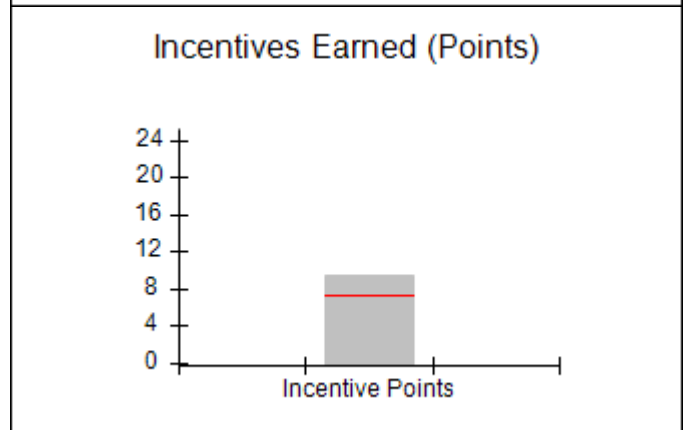
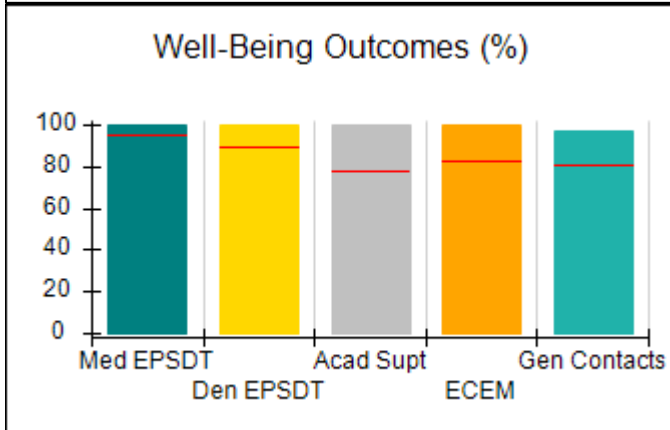
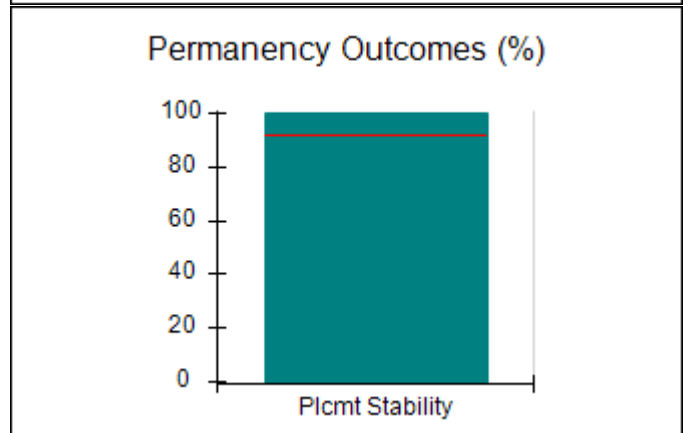
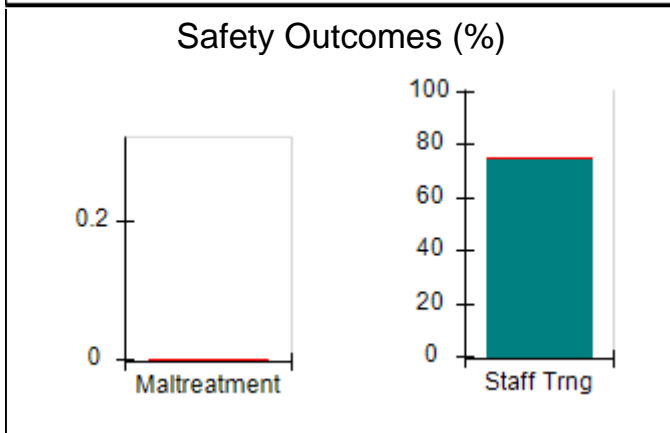
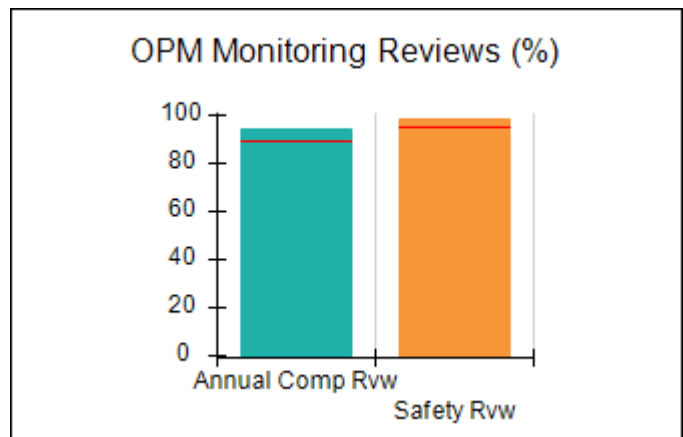
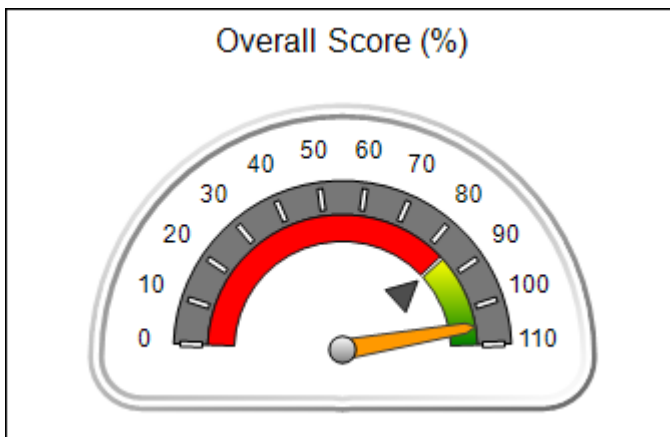
Provider/Program Name: Advocates for Bartow's Children - Flowering Branch Children's Shelter (564) - CCI

49 Monroe Crossing, Cartersville, GA 30120 Phone: 770-382-6180 Vendor ID# 35217	Quarterly Scores (Grades)		Current Quarter Score (Grade)
	Q1: 103.28 (A+)	Q2: 105.10 (A+)	105.10% (A+)
	Q3: N/A	Q4: N/A	

Program Census Information:	# Children in Care During Quarter: 14	# Placements During Quarter: 14	# Children in Care On Last Day: 10
-----------------------------	---------------------------------------	---------------------------------	------------------------------------

Quarterly Provider Comparisons to All CCIs

▼ — indicates average for all CCIs





DHS, DFCS, Office of Provider Management
Performance-Based Placement Measures
RBWO Provider GA+SCORECARD - CCI



Report Quarter: Q2 FY2017

Provider/Program Name: Advocates for Bartow's Children - Flowering Branch Children's Shelter (564) - CCI

49 Monroe Crossing, Cartersville, GA 30120 Phone: 770-382-6180 Vendor ID# 35217	Quarterly Scores (Grades)		Current Quarter Score (Grade)
	Q1: 103.28 (A+)	Q2: 105.10 (A+)	105.10%
	Q3: N/A	Q4: N/A	(A+)

Program Census Information:	# Children in Care During Quarter: 14	# Placements During Quarter: 14	# Children in Care On Last Day: 10
-----------------------------	---------------------------------------	---------------------------------	------------------------------------

	Avg Performance All CCIs (%)	Provider Performance (%)*	Possible Points (Weight)	Provider Points Earned
--	------------------------------	---------------------------	--------------------------	------------------------

OPM Monitoring Reviews

Annual Comprehensive Reviews	89%	95%	25	23.65
Safety Reviews	95%	99%	15	14.82
Monitoring Sub-Total			40	38.47

CCI Safety Outcomes

Incidence of Maltreatment	0.00%	No Substantiated Reports	10	10.00
Staff Training	75%	75%	10	7.50
Safety Sub-Total			20	17.50

CCI Permanency Outcomes

Placement Stability	92%	100%	15	15.00
Permanency Sub-Total			15	15.00

CCI Well-Being Outcomes

EPSDT Medical Visits	94%	100%	4	4.00
EPSDT Dental Visits	89%	100%	4	4.00
Academic Supports	77%	100%	3	3.00
Provider ECEM Visits	83%	100%	7	7.00
Provider General Contacts	80%	97%	7	6.79
Placements with Siblings	34%	43%	Not Scored	Not Scored
Placements within Legal County	16%	33%	Not Scored	Not Scored
Well-Being Sub-Total			25	24.79

*Performance calculation descriptions can be found in the FY 2017 RBWO PBP Measurements and Standards Guide.

Monitoring & Outcomes: Possible Points = 100		Points Earned = 95.76	
Score Before Incentives Credit		95.76%	
Incentives Awarded		9.34 pts	
PBP Verification		N/A pts	
Total Score		105.10%	



DHS, DFCS, Office of Provider Management
Performance-Based Placement Measures
RBWO Provider GA+SCORECARD - CCI



Report Quarter: Q2 FY2017

Provider/Program Name: Advocates for Bartow's Children - Flowering Branch Children's Shelter (564) - CCI

Program Census Information:		# Children in Care During Quarter: 14	# Placements During Quarter: 14	# Children in Care On Last Day: 10
CCI Incentive Credits	Avg Performance All CCIs (Points)	Provider Performance (%)*	Possible Points (Weight)	Provider Points Earned
Early EPSDT Medical Visits		100%	2	2.00
Early EPSDT Dental Visits		100%	2	2.00
Permanency Contacts		None Planned	5	
Additional Academic Supports		67%	2	1.34
Active Agency Accreditation		0%	4	0.00
Staff Clinical Licensure		0%	5	0.00
Behavior Management (threshold = 0)		100%	4	4.00
Incentives Total	7.31		24	9.34
Maximum total combined incentive credit allowed is 10 points.			Incentives Awarded	9.34

*Performance calculation descriptions can be found in the FY 2017 RBWO PBP Measurements and Standards Guide.

Child Protective Services Investigations and Dispositions	
The following investigations data, which is not used for scoring but is considered significant to a provider's performance, is from Georgia SHINES and is not considered final or complete until the end of the fiscal year.	
Total Reports:	0
Number Screened In:	0
Number Screened Out:	0
Number Substantiated:	0
Number Unsubstantiated:	0
Number Active CPS Investigations:	0



DHS, DFCS, Office of Provider Management
Performance-Based Placement Measures
RBWO Provider GA+SCORECARD - CCI



Report Quarter: Q2 FY2017

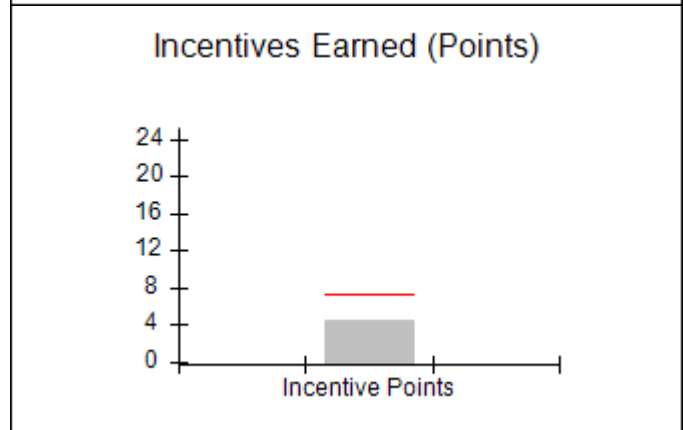
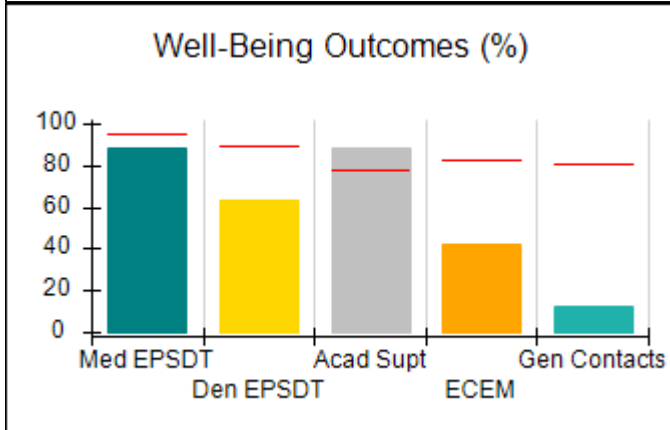
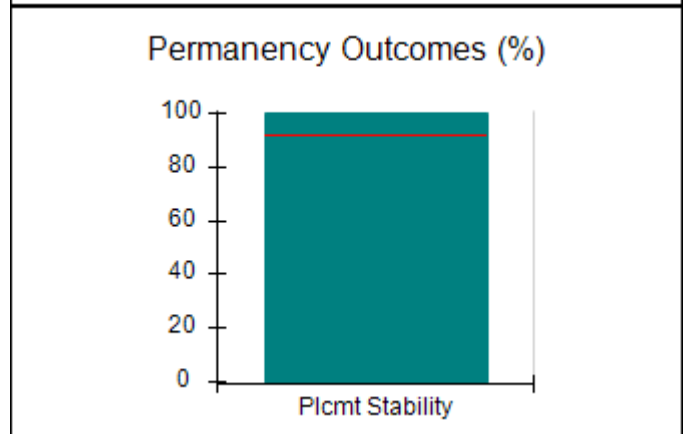
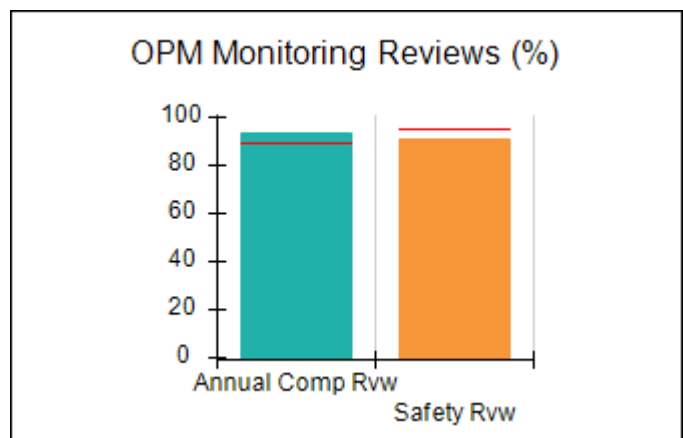
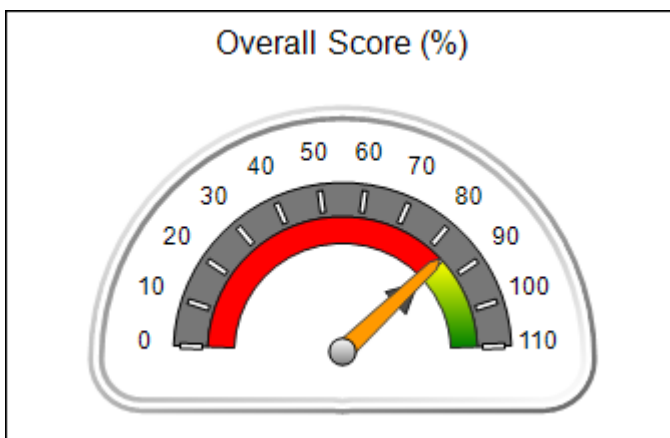
Provider/Program Name: Agape Behavioral Healthcare, Inc. - (694) - CCI

3830 Old Gordon Rd, Atlanta, GA 30336 Phone: 404-505-7619 Vendor ID# 35410	Quarterly Scores (Grades)		Current Quarter Score (Grade)
	Q1: 86.75 (B)	Q2: 84.11 (B)	84.11% (B)
	Q3: N/A	Q4: N/A	

Program Census Information:	# Children in Care During Quarter: 10	# Placements During Quarter: 10	# Children in Care On Last Day: 9
------------------------------------	--	--	--

Quarterly Provider Comparisons to All CCIs

▼ — indicates average for all CCIs





DHS, DFCS, Office of Provider Management
Performance-Based Placement Measures
RBWO Provider GA+SCORECARD - CCI



Report Quarter: Q2 FY2017

Provider/Program Name: Agape Behavioral Healthcare, Inc. - (694) - CCI				
3830 Old Gordon Rd, Atlanta, GA 30336 Phone: 404-505-7619 Vendor ID# 35410		Quarterly Scores (Grades)		Current Quarter Score (Grade)
		Q1: 86.75 (B)	Q2: 84.11 (B)	84.11% (B)
		Q3: N/A	Q4: N/A	
Program Census Information:		# Children in Care During Quarter: 10	# Placements During Quarter: 10	# Children in Care On Last Day: 9
	Avg Performance All CCIs (%)	Provider Performance (%)*	Possible Points (Weight)	Provider Points Earned
OPM Monitoring Reviews				
Annual Comprehensive Reviews	89%	94%	25	23.45
Safety Reviews	95%	91%	15	13.71
Monitoring Sub-Total			40	37.16
CCI Safety Outcomes				
Incidence of Maltreatment	0.00%	No Substantiated Reports	10	10.00
Staff Training	75%	50%	10	5.00
Safety Sub-Total			20	15.00
CCI Permanency Outcomes				
Placement Stability	92%	100%	15	15.00
Permanency Sub-Total			15	15.00
CCI Well-Being Outcomes				
EPSDT Medical Visits	94%	88%	4	3.52
EPSDT Dental Visits	89%	63%	4	2.52
Academic Supports	77%	88%	3	2.64
Provider ECEM Visits	83%	42%	7	2.94
Provider General Contacts	80%	13%	7	0.91
Placements with Siblings	34%	Not Eligible	Not Scored	Not Scored
Placements within Legal County	16%	0%	Not Scored	Not Scored
Well-Being Sub-Total			25	12.53
*Performance calculation descriptions can be found in the FY 2017 RBWO PBP Measurements and Standards Guide.				

Monitoring & Outcomes: Possible Points = 100	Points Earned = 79.69
Score Before Incentives Credit	79.69%
Incentives Awarded	4.42 pts
PBP Verification	N/A pts
Total Score	84.11%



DHS, DFCS, Office of Provider Management
Performance-Based Placement Measures
RBWO Provider GA+SCORECARD - CCI



Report Quarter: Q2 FY2017

Provider/Program Name: Agape Behavioral Healthcare, Inc. - (694) - CCI

Program Census Information:		# Children in Care During Quarter: 10	# Placements During Quarter: 10	# Children in Care On Last Day: 9
CCI Incentive Credits	Avg Performance All CCIs (Points)	Provider Performance (%)*	Possible Points (Weight)	Provider Points Earned
Early EPSDT Medical Visits		0%	2	0.00
Early EPSDT Dental Visits		0%	2	0.00
Permanency Contacts		0%	5	0.00
Additional Academic Supports		21%	2	0.42
Active Agency Accreditation		0%	4	0.00
Staff Clinical Licensure		0%	5	0.00
Behavior Management (threshold = 0)		100%	4	4.00
Incentives Total	7.31		24	4.42
Maximum total combined incentive credit allowed is 10 points.			Incentives Awarded	4.42

*Performance calculation descriptions can be found in the FY 2017 RBWO PBP Measurements and Standards Guide.

Child Protective Services Investigations and Dispositions

The following investigations data, which is not used for scoring but is considered significant to a provider's performance, is from Georgia SHINES and is not considered final or complete until the end of the fiscal year.

Total Reports:	0	
Number Screened In:	0	
Number Screened Out:	0	
Number Substantiated:	0	
Number Unsubstantiated:	0	
Number Active CPS Investigations:	0	



DHS, DFCS, Office of Provider Management
Performance-Based Placement Measures
RBWO Provider GA+SCORECARD - CCI



Report Quarter: Q2 FY2017

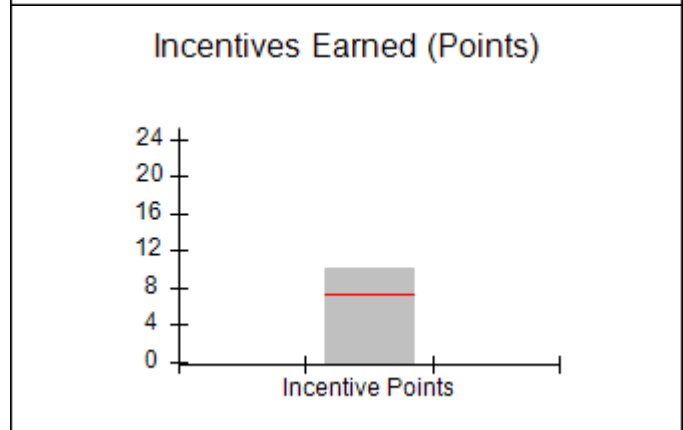
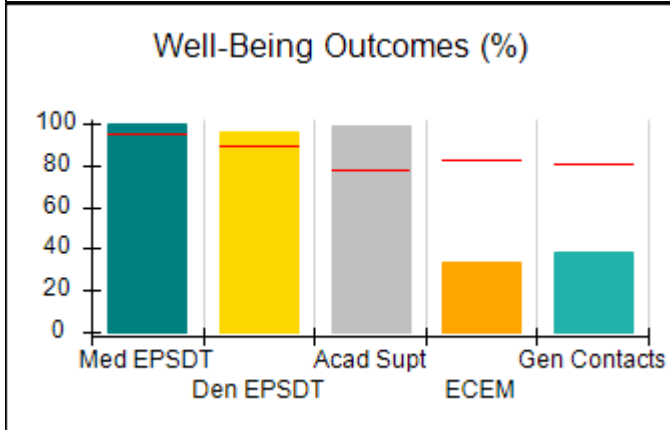
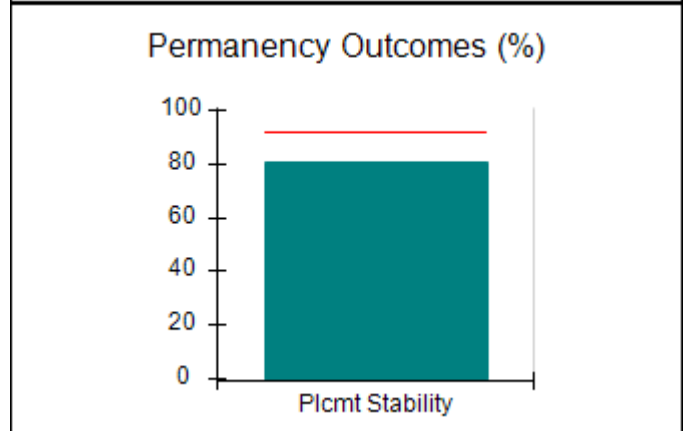
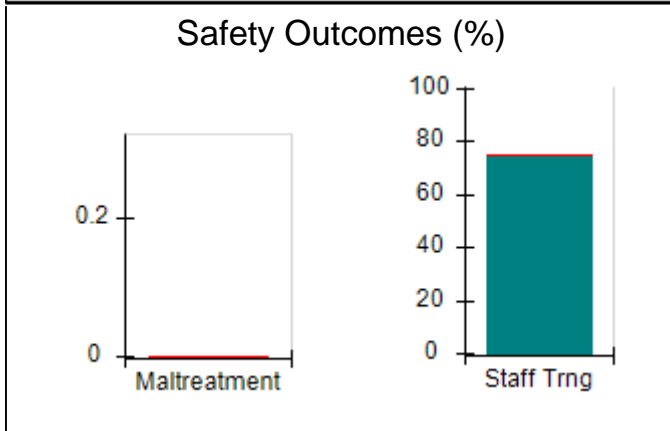
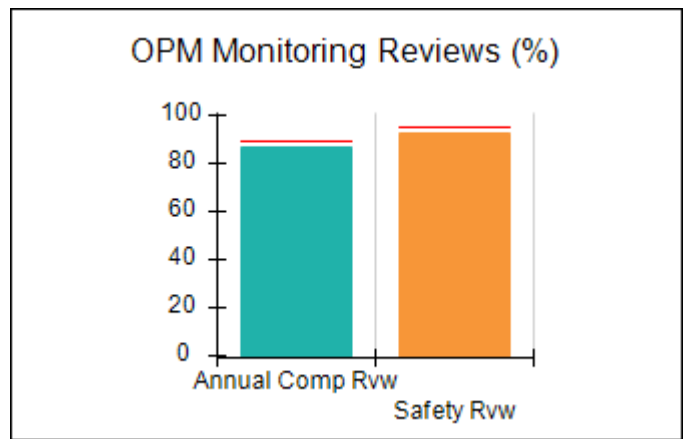
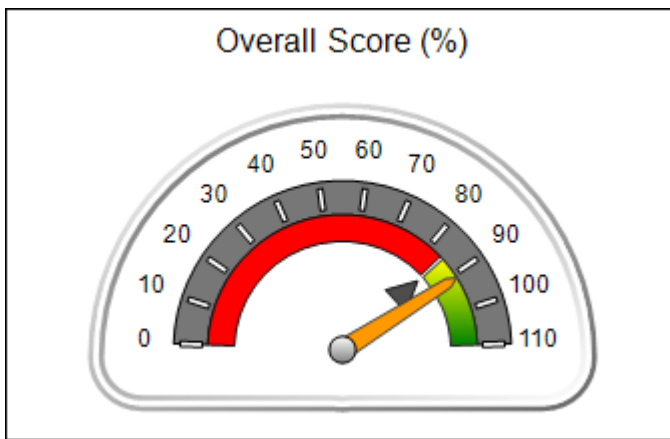
Provider/Program Name: Alternative Youth Services, Inc. - (667) - CCI

211 Goose Hollow Road, Reynolds, GA 31076 Phone: 478-847-2900 Vendor ID# 35223	Quarterly Scores (Grades)		Current Quarter Score (Grade)
	Q1: 94.93 (A)	Q2: 91.14 (A-)	91.14% (A-)
	Q3: N/A	Q4: N/A	

Program Census Information:	# Children in Care During Quarter: 32	# Placements During Quarter: 32	# Children in Care On Last Day: 29
-----------------------------	---------------------------------------	---------------------------------	------------------------------------

Quarterly Provider Comparisons to All CCIs

▼ — indicates average for all CCIs





DHS, DFCS, Office of Provider Management
Performance-Based Placement Measures
RBWO Provider GA+SCORECARD - CCI



Report Quarter: Q2 FY2017

Provider/Program Name: Alternative Youth Services, Inc. - (667) - CCI				
211 Goose Hollow Road, Reynolds, GA 31076 Phone: 478-847-2900 Vendor ID# 35223		Quarterly Scores (Grades)		Current Quarter Score (Grade)
		Q1: 94.93 (A)	Q2: 91.14 (A-)	91.14% (A-)
		Q3: N/A	Q4: N/A	
Program Census Information:		# Children in Care During Quarter: 32	# Placements During Quarter: 32	# Children in Care On Last Day: 29
	Avg Performance All CCIs (%)	Provider Performance (%)*	Possible Points (Weight)	Provider Points Earned
OPM Monitoring Reviews				
Annual Comprehensive Reviews	89%	87%	25	21.71
Safety Reviews	95%	92%	15	13.87
Monitoring Sub-Total			40	35.57
CCI Safety Outcomes				
Incidence of Maltreatment	0.00%	No Substantiated Reports	10	10.00
Staff Training	75%	75%	10	7.50
Safety Sub-Total			20	17.50
CCI Permanency Outcomes				
Placement Stability	92%	81%	15	12.15
Permanency Sub-Total			15	12.15
CCI Well-Being Outcomes				
EPSDT Medical Visits	94%	100%	4	4.00
EPSDT Dental Visits	89%	96%	4	3.84
Academic Supports	77%	99%	3	2.97
Provider ECEM Visits	83%	34%	7	2.38
Provider General Contacts	80%	39%	7	2.73
Placements with Siblings	34%	Not Eligible	Not Scored	Not Scored
Placements within Legal County	16%	Not Eligible	Not Scored	Not Scored
Well-Being Sub-Total			25	15.92
*Performance calculation descriptions can be found in the FY 2017 RBWO PBP Measurements and Standards Guide.				

Monitoring & Outcomes: Possible Points = 100	Points Earned = 81.14
Score Before Incentives Credit	81.14%
Incentives Awarded	10.00 pts
PBP Verification	N/A pts
Total Score	91.14%



DHS, DFCS, Office of Provider Management
Performance-Based Placement Measures
RBWO Provider GA+SCORECARD - CCI



Report Quarter: Q2 FY2017

Provider/Program Name: Alternative Youth Services, Inc. - (667) - CCI

Program Census Information:		# Children in Care During Quarter: 32	# Placements During Quarter: 32	# Children in Care On Last Day: 29
CCI Incentive Credits	Avg Performance All CCIs (Points)	Provider Performance (%)*	Possible Points (Weight)	Provider Points Earned
Early EPSDT Medical Visits		100%	2	2.00
Early EPSDT Dental Visits		86%	2	1.72
Permanency Contacts		0%	5	0.00
Additional Academic Supports		20%	2	0.40
Active Agency Accreditation		50%	4	2.00
Staff Clinical Licensure		0%	5	0.00
Behavior Management (threshold = 0)		100%	4	4.00
Incentives Total	7.31		24	10.12
Maximum total combined incentive credit allowed is 10 points.			Incentives Awarded	10.00

*Performance calculation descriptions can be found in the FY 2017 RBWO PBP Measurements and Standards Guide.

Child Protective Services Investigations and Dispositions

The following investigations data, which is not used for scoring but is considered significant to a provider's performance, is from Georgia SHINES and is not considered final or complete until the end of the fiscal year.

Total Reports:	2	
Number Screened In:	2	
Number Screened Out:	0	
Number Substantiated:	0	
Number Unsubstantiated:	1	
Number Active CPS Investigations:	1	



DHS, DFCS, Office of Provider Management
Performance-Based Placement Measures
RBWO Provider GA+SCORECARD - CCI



Report Quarter: Q2 FY2017

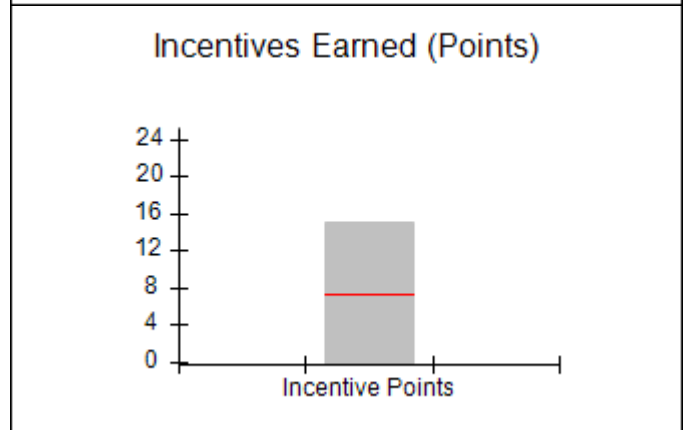
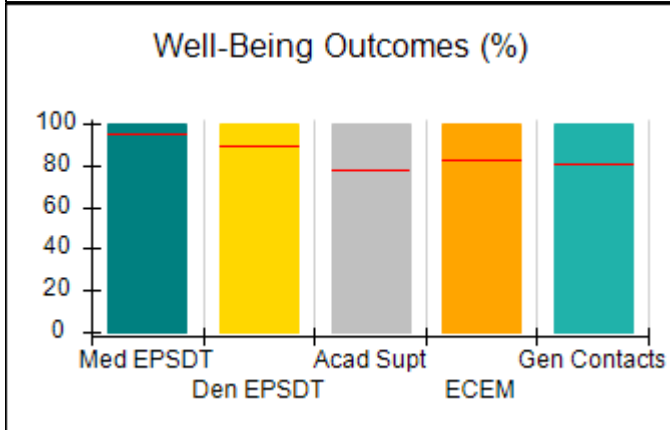
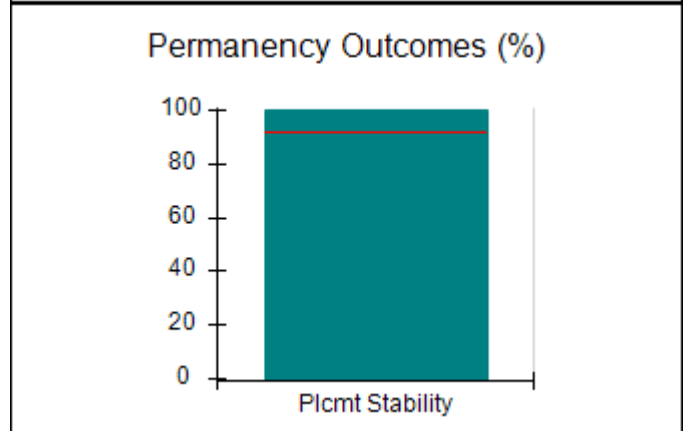
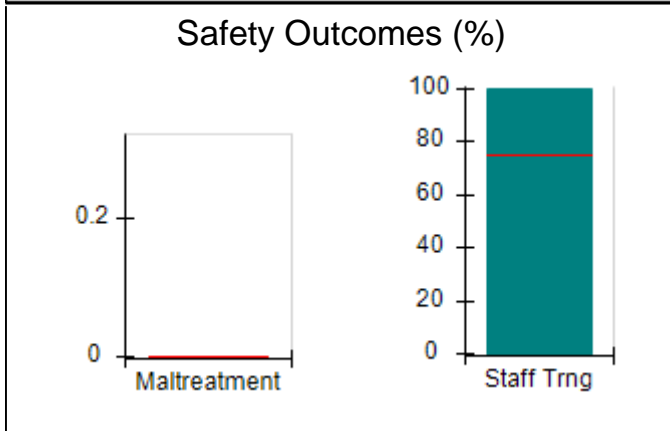
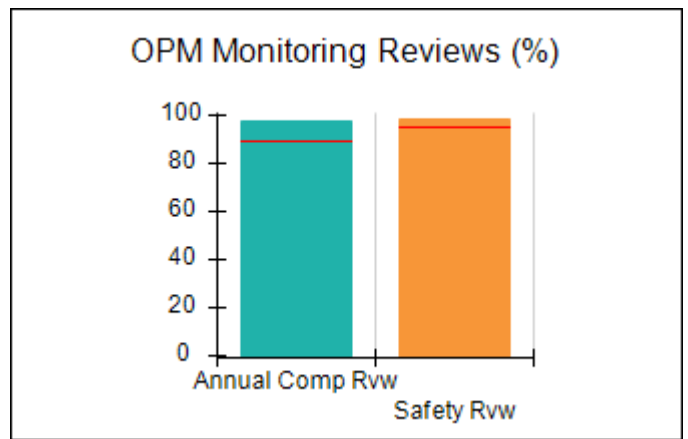
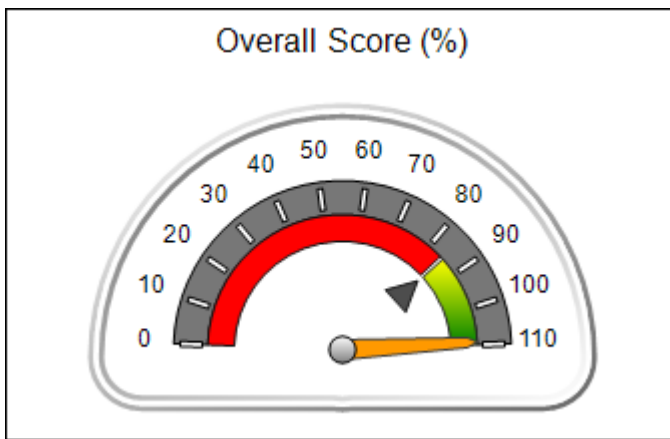
Provider/Program Name: Alyssa and Brothers, Inc. - dba Rowley Residence #2 (908) - CCI

4552 Dorset Circle, Decatur, GA 30035 Phone: 678 518-8633 Vendor ID# 35225	Quarterly Scores (Grades)		Current Quarter Score (Grade)
	Q1: 106.91 (A+)	Q2: 109.24 (A+)	109.24% (A+)
	Q3: N/A	Q4: N/A	

Program Census Information:	# Children in Care During Quarter: 8	# Placements During Quarter: 8	# Children in Care On Last Day: 3
-----------------------------	--------------------------------------	--------------------------------	-----------------------------------

Quarterly Provider Comparisons to All CCIs

▼ — indicates average for all CCIs





DHS, DFCS, Office of Provider Management
Performance-Based Placement Measures
RBWO Provider GA+SCORECARD - CCI



Report Quarter: Q2 FY2017

Provider/Program Name: Alyssa and Brothers, Inc. - dba Rowley Residence #2 (908) - CCI

4552 Dorset Circle, Decatur, GA 30035 Phone: 678 518-8633 Vendor ID# 35225	Quarterly Scores (Grades)		Current Quarter Score (Grade)
	Q1: 106.91 (A+)	Q2: 109.24 (A+)	109.24%
	Q3: N/A	Q4: N/A	(A+)

Program Census Information:	# Children in Care During Quarter: 8	# Placements During Quarter: 8	# Children in Care On Last Day: 3
------------------------------------	---	---------------------------------------	--

	Avg Performance All CCIs (%)	Provider Performance (%)*	Possible Points (Weight)	Provider Points Earned
--	-------------------------------------	----------------------------------	---------------------------------	-------------------------------

OPM Monitoring Reviews

Annual Comprehensive Reviews	89%	98%	25	24.42
Safety Reviews	95%	99%	15	14.82
Monitoring Sub-Total			40	39.24

CCI Safety Outcomes

Incidence of Maltreatment	0.00%	No Substantiated Reports	10	10.00
Staff Training	75%	100%	10	10.00
Safety Sub-Total			20	20.00

CCI Permanency Outcomes

Placement Stability	92%	100%	15	15.00
Permanency Sub-Total			15	15.00

CCI Well-Being Outcomes

EPSDT Medical Visits	94%	100%	4	4.00
EPSDT Dental Visits	89%	100%	4	4.00
Academic Supports	77%	100%	3	3.00
Provider ECEM Visits	83%	100%	7	7.00
Provider General Contacts	80%	100%	7	7.00
Placements with Siblings	34%	0%	Not Scored	Not Scored
Placements within Legal County	16%	25%	Not Scored	Not Scored
Well-Being Sub-Total			25	25.00

*Performance calculation descriptions can be found in the FY 2017 RBWO PBP Measurements and Standards Guide.

Monitoring & Outcomes: Possible Points = 100	Points Earned = 99.24
Score Before Incentives Credit	99.24%
Incentives Awarded	10.00 pts
PBP Verification	N/A pts
Total Score	109.24%



DHS, DFCS, Office of Provider Management
Performance-Based Placement Measures
RBWO Provider GA+SCORECARD - CCI



Report Quarter: Q2 FY2017

Provider/Program Name: Alyssa and Brothers, Inc. - dba Rowley Residence #2 (908) - CCI

Program Census Information:		# Children in Care During Quarter: 8	# Placements During Quarter: 8	# Children in Care On Last Day: 3
CCI Incentive Credits	Avg Performance All CCIs (Points)	Provider Performance (%)*	Possible Points (Weight)	Provider Points Earned
Early EPSDT Medical Visits		100%	2	2.00
Early EPSDT Dental Visits		100%	2	2.00
Permanency Contacts		100%	5	5.00
Additional Academic Supports		100%	2	2.00
Active Agency Accreditation		0%	4	0.00
Staff Clinical Licensure		0%	5	0.00
Behavior Management (threshold = 0)		100%	4	4.00
Incentives Total	7.31		24	15.00
Maximum total combined incentive credit allowed is 10 points.			Incentives Awarded	10.00

*Performance calculation descriptions can be found in the FY 2017 RBWO PBP Measurements and Standards Guide.

Child Protective Services Investigations and Dispositions

The following investigations data, which is not used for scoring but is considered significant to a provider's performance, is from Georgia SHINES and is not considered final or complete until the end of the fiscal year.

Total Reports:	0	
Number Screened In:	0	
Number Screened Out:	0	
Number Substantiated:	0	
Number Unsubstantiated:	0	
Number Active CPS Investigations:	0	



Performance-Based Placement Measures RBWO Provider GA+SCORECARD - CCI

Report Quarter: Q2 FY2017

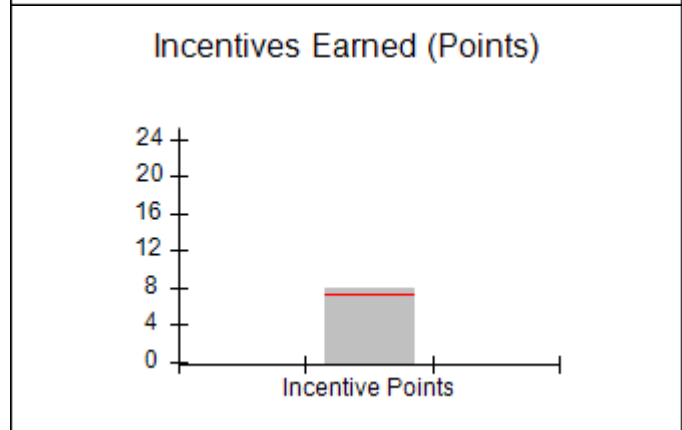
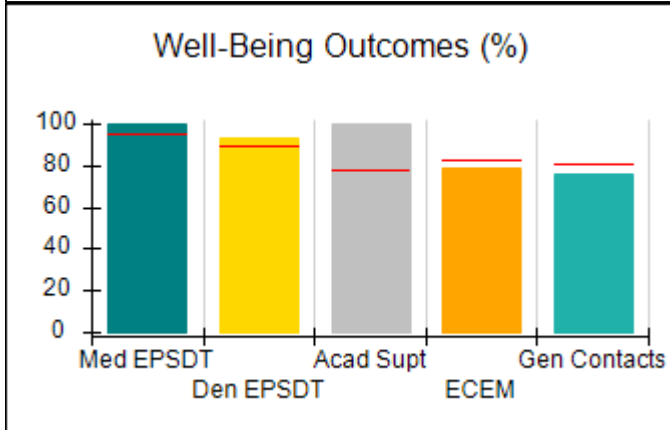
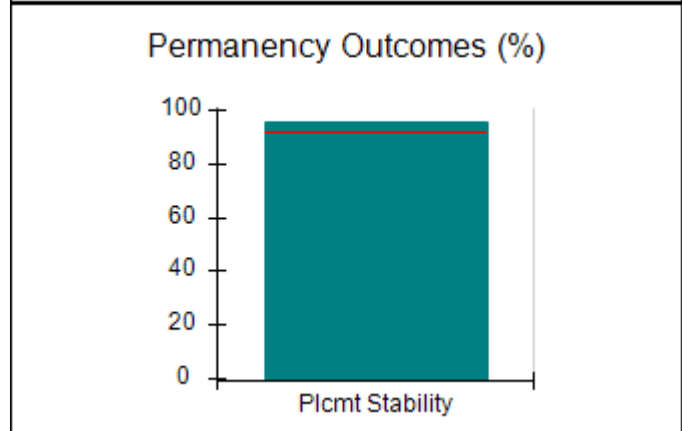
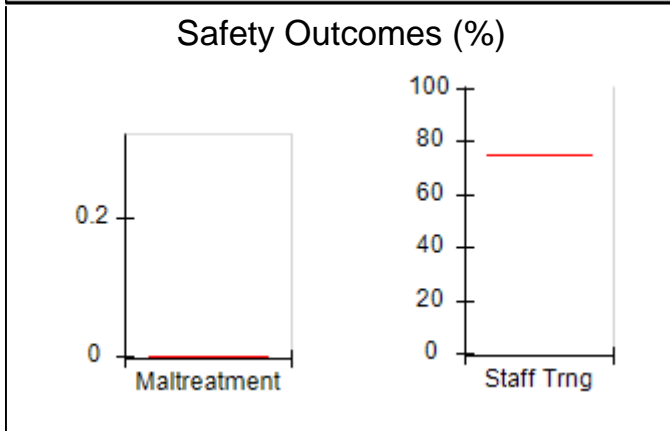
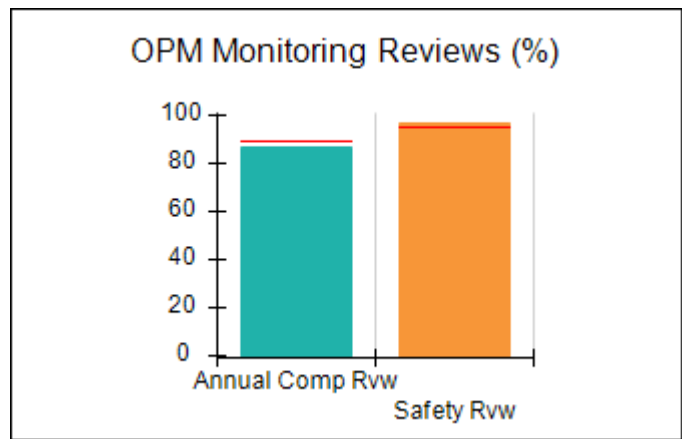
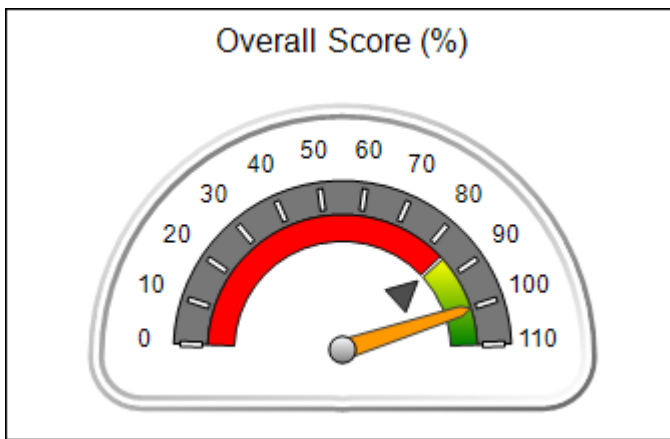
Provider/Program Name: AMI Kids Savannah River - (5161) - CCI

626 Old River Road, Sylvania, GA 30467 Phone: 912-829-5300 Vendor ID# 117807	Quarterly Scores (Grades)		Current Quarter Score (Grade)
	Q1: 99.21 (A+)	Q2: 100.05 (A+)	100.05% (A+)
	Q3: N/A	Q4: N/A	

Program Census Information:	# Children in Care During Quarter: 24	# Placements During Quarter: 24	# Children in Care On Last Day: 14
-----------------------------	---------------------------------------	---------------------------------	------------------------------------

Quarterly Provider Comparisons to All CCIs

▼ — indicates average for all CCIs





DHS, DFCS, Office of Provider Management
Performance-Based Placement Measures
RBWO Provider GA+SCORECARD - CCI



Report Quarter: Q2 FY2017

Provider/Program Name: AMI Kids Savannah River - (5161) - CCI				
626 Old River Road, Sylvania, GA 30467 Phone: 912-829-5300 Vendor ID# 117807		Quarterly Scores (Grades)		Current Quarter Score (Grade)
		Q1: 99.21 (A+)	Q2: 100.05 (A+)	100.05% (A+)
		Q3: N/A	Q4: N/A	
Program Census Information:		# Children in Care During Quarter: 24	# Placements During Quarter: 24	# Children in Care On Last Day: 14
	Avg Performance All CCIs (%)	Provider Performance (%)*	Possible Points (Weight)	Provider Points Earned
OPM Monitoring Reviews				
Annual Comprehensive Reviews	89%	87%	25	21.71
Safety Reviews	95%	97%	15	14.55
Monitoring Sub-Total			40	36.26
CCI Safety Outcomes				
Incidence of Maltreatment	0.00%	No Substantiated Reports	20	20.00
Staff Training	75%	Not Eligible		
Safety Sub-Total			20	20.00
CCI Permanency Outcomes				
Placement Stability	92%	96%	15	14.40
Permanency Sub-Total			15	14.40
CCI Well-Being Outcomes				
EPSDT Medical Visits	94%	100%	4	4.00
EPSDT Dental Visits	89%	93%	4	3.72
Academic Supports	77%	100%	3	3.00
Provider ECEM Visits	83%	79%	7	5.53
Provider General Contacts	80%	76%	7	5.32
Placements with Siblings	34%	Not Eligible	Not Scored	Not Scored
Placements within Legal County	16%	0%	Not Scored	Not Scored
Well-Being Sub-Total			25	21.57
*Performance calculation descriptions can be found in the FY 2017 RBWO PBP Measurements and Standards Guide.				

Monitoring & Outcomes: Possible Points = 100	Points Earned = 92.23
Score Before Incentives Credit	92.23%
Incentives Awarded	7.82 pts
PBP Verification	N/A pts
Total Score	100.05%



DHS, DFCS, Office of Provider Management
Performance-Based Placement Measures
RBWO Provider GA+SCORECARD - CCI
Report Quarter: Q2 FY2017



Provider/Program Name: AMI Kids Savannah River - (5161) - CCI

Program Census Information:		# Children in Care During Quarter: 24	# Placements During Quarter: 24	# Children in Care On Last Day: 14
CCI Incentive Credits	Avg Performance All CCIs (Points)	Provider Performance (%)*	Possible Points (Weight)	Provider Points Earned
Early EPSDT Medical Visits		100%	2	2.00
Early EPSDT Dental Visits		91%	2	1.82
Permanency Contacts		None Planned	5	
Additional Academic Supports		0%	2	0.00
Active Agency Accreditation		0%	4	0.00
Staff Clinical Licensure		0%	5	0.00
Behavior Management (threshold = 0)		100%	4	4.00
Incentives Total	7.31		24	7.82
Maximum total combined incentive credit allowed is 10 points.			Incentives Awarded	7.82

*Performance calculation descriptions can be found in the FY 2017 RBWO PBP Measurements and Standards Guide.

Child Protective Services Investigations and Dispositions	
The following investigations data, which is not used for scoring but is considered significant to a provider's performance, is from Georgia SHINES and is not considered final or complete until the end of the fiscal year.	
Total Reports:	1
Number Screened In:	0
Number Screened Out:	1
Number Substantiated:	0
Number Unsubstantiated:	0
Number Active CPS Investigations:	0



Performance-Based Placement Measures RBWO Provider GA+SCORECARD - CCI

Report Quarter: Q2 FY2017

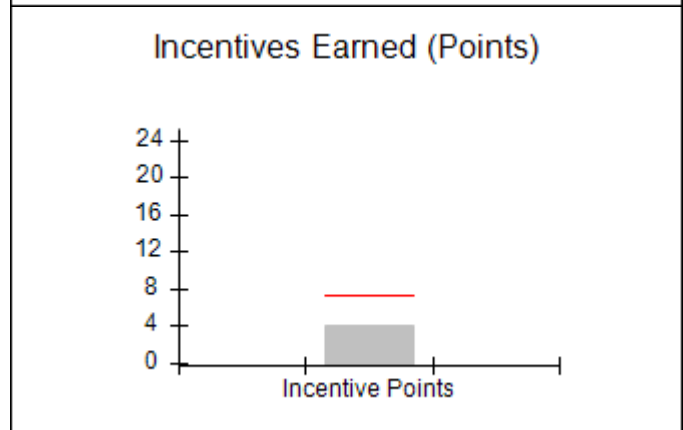
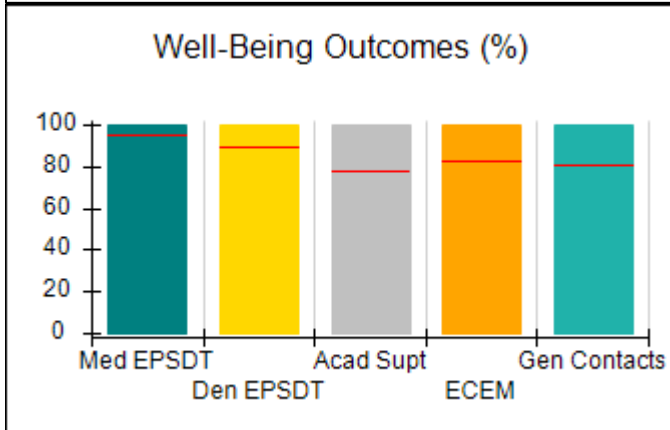
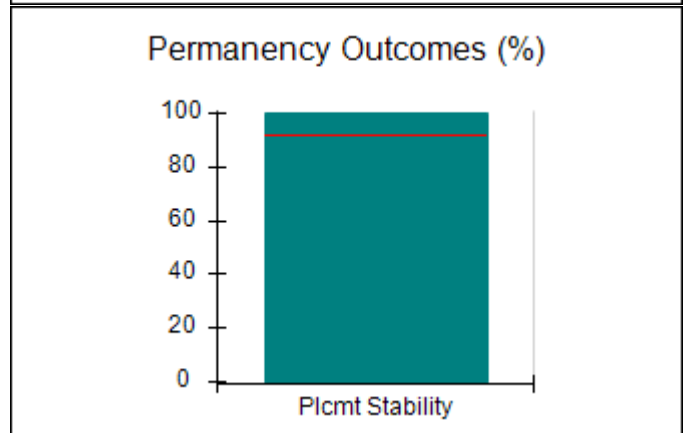
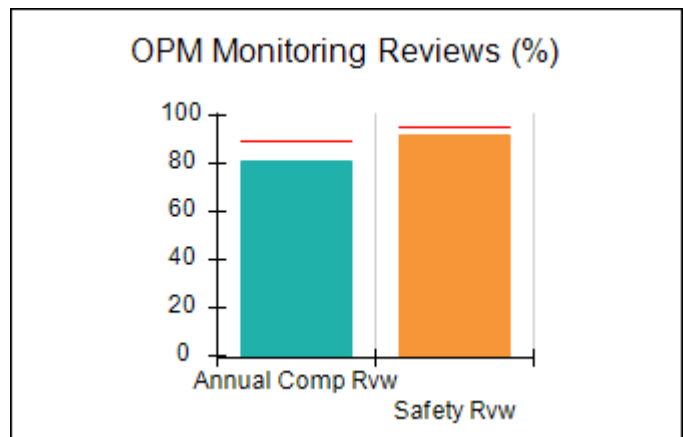
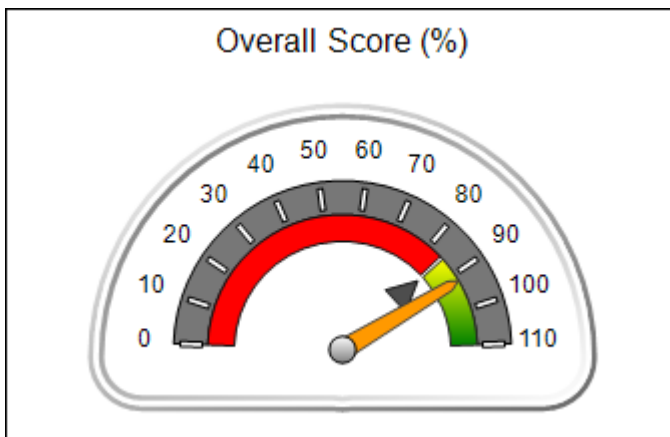
Provider/Program Name: Ark Family Counseling Center, The - Ricky Homes/Dallas (569) - CCI

615 Brooks St., Dallas, GA 30157 Phone: 770-593-0913 Vendor ID# 35231	Quarterly Scores (Grades)		Current Quarter Score (Grade)
	Q1: 89.50 (B+)	Q2: 92.05 (A-)	92.05% (A-)
	Q3: N/A	Q4: N/A	

Program Census Information:	# Children in Care During Quarter: 5	# Placements During Quarter: 5	# Children in Care On Last Day: 0
-----------------------------	--------------------------------------	--------------------------------	-----------------------------------

Quarterly Provider Comparisons to All CCIs

▼ — indicates average for all CCIs





DHS, DFCS, Office of Provider Management
Performance-Based Placement Measures
RBWO Provider GA+SCORECARD - CCI



Report Quarter: Q2 FY2017

Provider/Program Name: Ark Family Counseling Center, The - Ricky Homes/Dallas (569) - CCI

615 Brooks St., Dallas, GA 30157 Phone: 770-593-0913 Vendor ID# 35231	Quarterly Scores (Grades)		Current Quarter Score (Grade)
	Q1: 89.50 (B+)	Q2: 92.05 (A-)	92.05%
	Q3: N/A	Q4: N/A	(A-)

Program Census Information:	# Children in Care During Quarter: 5	# Placements During Quarter: 5	# Children in Care On Last Day: 0
-----------------------------	--------------------------------------	--------------------------------	-----------------------------------

	Avg Performance All CCIs (%)	Provider Performance (%)*	Possible Points (Weight)	Provider Points Earned
--	------------------------------	---------------------------	--------------------------	------------------------

OPM Monitoring Reviews

Annual Comprehensive Reviews	89%	81%	25	20.33
Safety Reviews	95%	92%	15	13.73
Monitoring Sub-Total			40	34.05

CCI Safety Outcomes

Incidence of Maltreatment	0.00%	No Substantiated Reports	10	10.00
Staff Training	75%	40%	10	4.00
Safety Sub-Total			20	14.00

CCI Permanency Outcomes

Placement Stability	92%	100%	15	15.00
Permanency Sub-Total			15	15.00

CCI Well-Being Outcomes

EPSDT Medical Visits	94%	100%	4	4.00
EPSDT Dental Visits	89%	100%	4	4.00
Academic Supports	77%	100%	3	3.00
Provider ECEM Visits	83%	100%	7	7.00
Provider General Contacts	80%	100%	7	7.00
Placements with Siblings	34%	Not Eligible	Not Scored	Not Scored
Placements within Legal County	16%	Not Eligible	Not Scored	Not Scored
Well-Being Sub-Total			25	25.00

*Performance calculation descriptions can be found in the FY 2017 RBWO PBP Measurements and Standards Guide.

Monitoring & Outcomes: Possible Points = 100		Points Earned = 88.05	
Score Before Incentives Credit			88.05%
Incentives Awarded			4.00 pts
PBP Verification			N/A pts
Total Score			92.05%



DHS, DFCS, Office of Provider Management
Performance-Based Placement Measures
RBWO Provider GA+SCORECARD - CCI



Report Quarter: Q2 FY2017

Provider/Program Name: Ark Family Counseling Center, The - Ricky Homes/Dallas (569) - CCI

Program Census Information:		# Children in Care During Quarter: 5	# Placements During Quarter: 5	# Children in Care On Last Day: 0
CCI Incentive Credits	Avg Performance All CCIs (Points)	Provider Performance (%)*	Possible Points (Weight)	Provider Points Earned
Early EPSDT Medical Visits		Not Eligible	2	
Early EPSDT Dental Visits		Not Eligible	2	
Permanency Contacts		0%	5	0.00
Additional Academic Supports		0%	2	0.00
Active Agency Accreditation		0%	4	0.00
Staff Clinical Licensure		0%	5	0.00
Behavior Management (threshold = 0)		100%	4	4.00
Incentives Total	7.31		24	4.00
Maximum total combined incentive credit allowed is 10 points.			Incentives Awarded	4.00

*Performance calculation descriptions can be found in the FY 2017 RBWO PBP Measurements and Standards Guide.

Child Protective Services Investigations and Dispositions	
The following investigations data, which is not used for scoring but is considered significant to a provider's performance, is from Georgia SHINES and is not considered final or complete until the end of the fiscal year.	
Total Reports:	1
Number Screened In:	1
Number Screened Out:	0
Number Substantiated:	0
Number Unsubstantiated:	1
Number Active CPS Investigations:	0



DHS, DFCS, Office of Provider Management
Performance-Based Placement Measures
RBWO Provider GA+SCORECARD - CCI



Report Quarter: Q2 FY2017

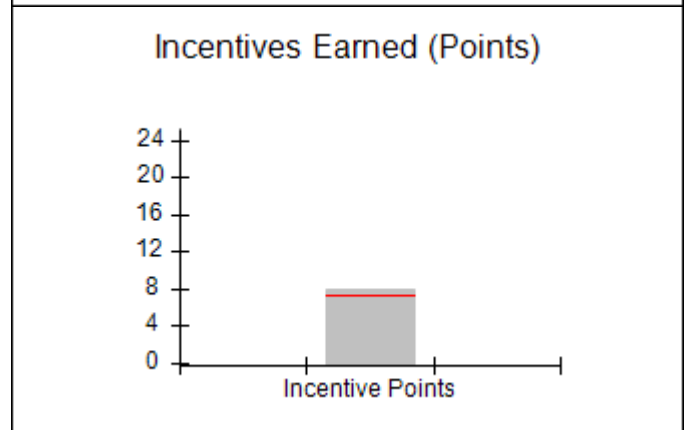
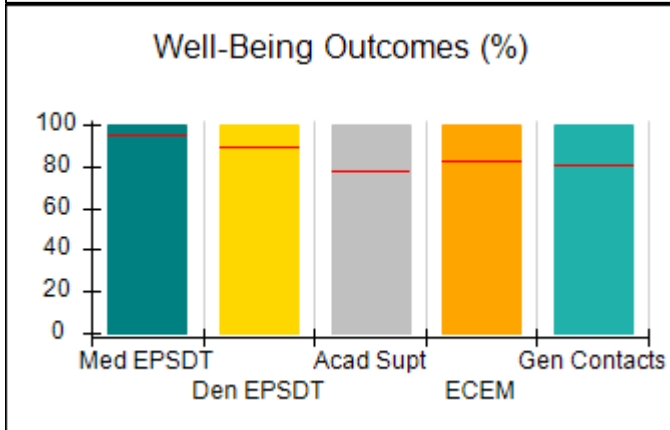
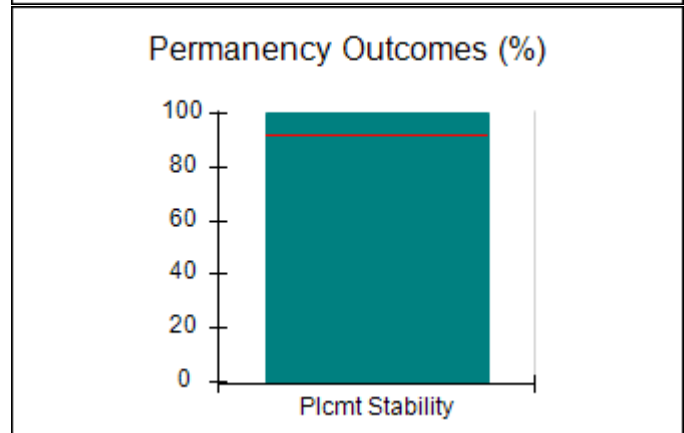
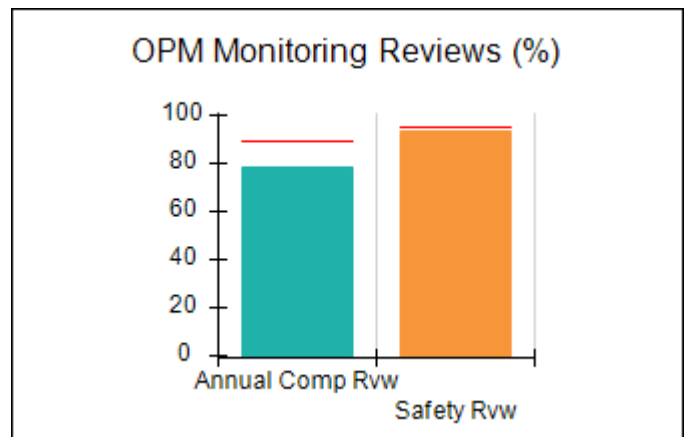
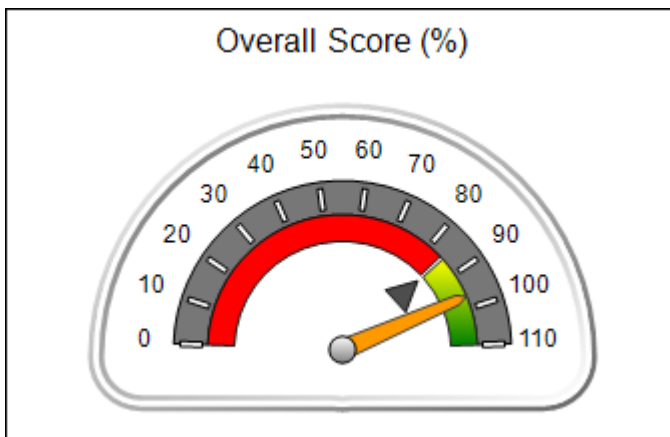
Provider/Program Name: Ark Family Counseling Center, The - Ricky Homes/Decatur (571) - CCI

2580 S. Hairston Road, Decatur, GA 30035 Phone: 770-593-0913 Vendor ID# 35229	Quarterly Scores (Grades)		Current Quarter Score (Grade)
	Q1: 87.32 (B+)	Q2: 96.69 (A)	96.69% (A)
	Q3: N/A	Q4: N/A	

Program Census Information:	# Children in Care During Quarter: 11	# Placements During Quarter: 11	# Children in Care On Last Day: 6
-----------------------------	---------------------------------------	---------------------------------	-----------------------------------

Quarterly Provider Comparisons to All CCIs

▼ — indicates average for all CCIs





DHS, DFCS, Office of Provider Management
Performance-Based Placement Measures
RBWO Provider GA+SCORECARD - CCI



Report Quarter: Q2 FY2017

Provider/Program Name: Ark Family Counseling Center, The - Ricky Homes/Decatur (571) - CCI				
2580 S. Hairston Road, Decatur, GA 30035 Phone: 770-593-0913 Vendor ID# 35229		Quarterly Scores (Grades)		Current Quarter Score (Grade)
		Q1: 87.32 (B+)	Q2: 96.69 (A)	96.69% (A)
		Q3: N/A	Q4: N/A	
Program Census Information:		# Children in Care During Quarter: 11	# Placements During Quarter: 11	# Children in Care On Last Day: 6
	Avg Performance All CCIs (%)	Provider Performance (%)*	Possible Points (Weight)	Provider Points Earned
OPM Monitoring Reviews				
Annual Comprehensive Reviews	89%	79%	25	19.71
Safety Reviews	95%	93%	15	13.98
Monitoring Sub-Total			40	33.69
CCI Safety Outcomes				
Incidence of Maltreatment	0.00%	No Substantiated Reports	10	10.00
Staff Training	75%	50%	10	5.00
Safety Sub-Total			20	15.00
CCI Permanency Outcomes				
Placement Stability	92%	100%	15	15.00
Permanency Sub-Total			15	15.00
CCI Well-Being Outcomes				
EPSDT Medical Visits	94%	100%	4	4.00
EPSDT Dental Visits	89%	100%	4	4.00
Academic Supports	77%	100%	3	3.00
Provider ECEM Visits	83%	100%	7	7.00
Provider General Contacts	80%	100%	7	7.00
Placements with Siblings	34%	70%	Not Scored	Not Scored
Placements within Legal County	16%	0%	Not Scored	Not Scored
Well-Being Sub-Total			25	25.00
*Performance calculation descriptions can be found in the FY 2017 RBWO PBP Measurements and Standards Guide.				

Monitoring & Outcomes: Possible Points = 100	Points Earned = 88.69
Score Before Incentives Credit	88.69%
Incentives Awarded	8.00 pts
PBP Verification	N/A pts
Total Score	96.69%



DHS, DFCS, Office of Provider Management
Performance-Based Placement Measures
RBWO Provider GA+SCORECARD - CCI



Report Quarter: Q2 FY2017

Provider/Program Name: Ark Family Counseling Center, The - Ricky Homes/Decatur (571) - CCI

Program Census Information:		# Children in Care During Quarter: 11	# Placements During Quarter: 11	# Children in Care On Last Day: 6
CCI Incentive Credits	Avg Performance All CCIs (Points)	Provider Performance (%)*	Possible Points (Weight)	Provider Points Earned
Early EPSDT Medical Visits		100%	2	2.00
Early EPSDT Dental Visits		100%	2	2.00
Permanency Contacts		None Planned	5	
Additional Academic Supports		0%	2	0.00
Active Agency Accreditation		0%	4	0.00
Staff Clinical Licensure		0%	5	0.00
Behavior Management (threshold = 0)		100%	4	4.00
Incentives Total	7.31		24	8.00
Maximum total combined incentive credit allowed is 10 points.			Incentives Awarded	8.00

*Performance calculation descriptions can be found in the FY 2017 RBWO PBP Measurements and Standards Guide.

Child Protective Services Investigations and Dispositions	
The following investigations data, which is not used for scoring but is considered significant to a provider's performance, is from Georgia SHINES and is not considered final or complete until the end of the fiscal year.	
Total Reports:	0
Number Screened In:	0
Number Screened Out:	0
Number Substantiated:	0
Number Unsubstantiated:	0
Number Active CPS Investigations:	0



Performance-Based Placement Measures RBWO Provider GA+SCORECARD - CCI

Report Quarter: Q2 FY2017

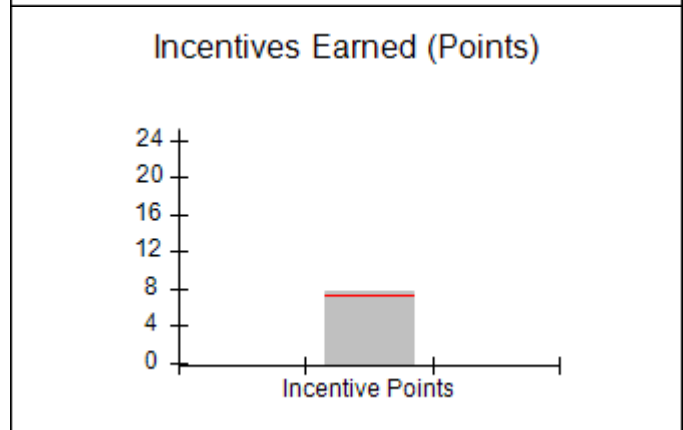
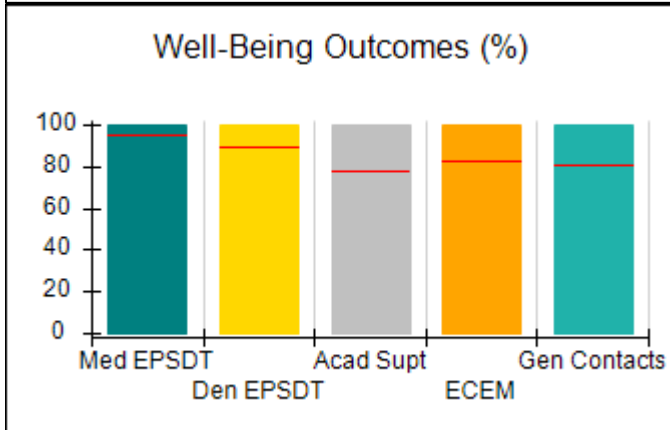
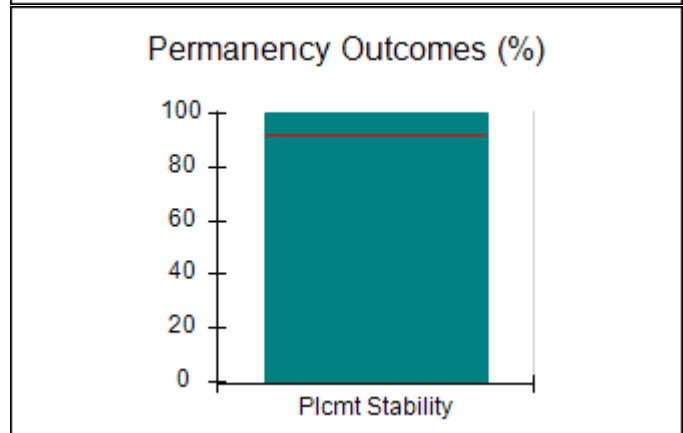
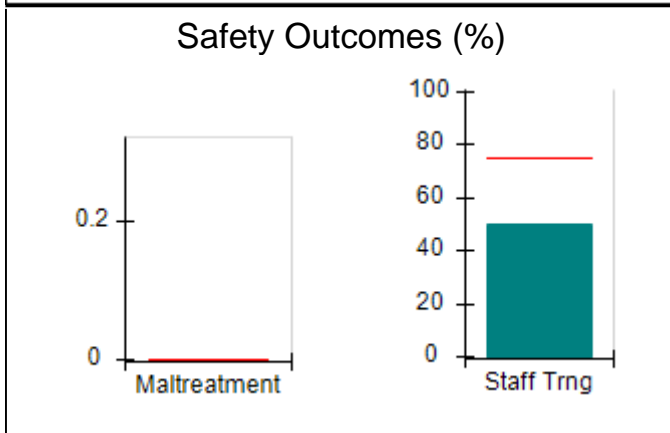
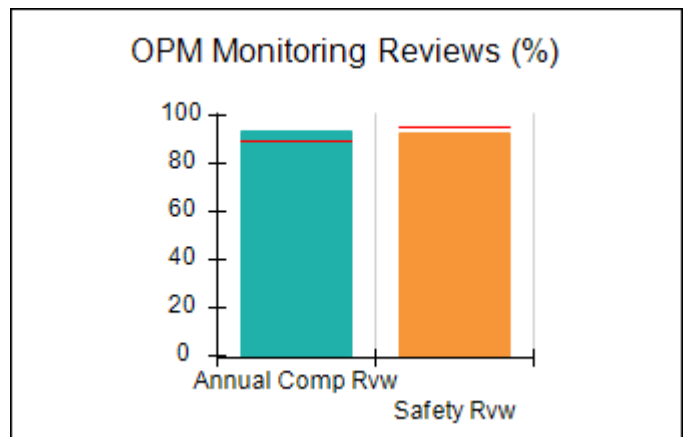
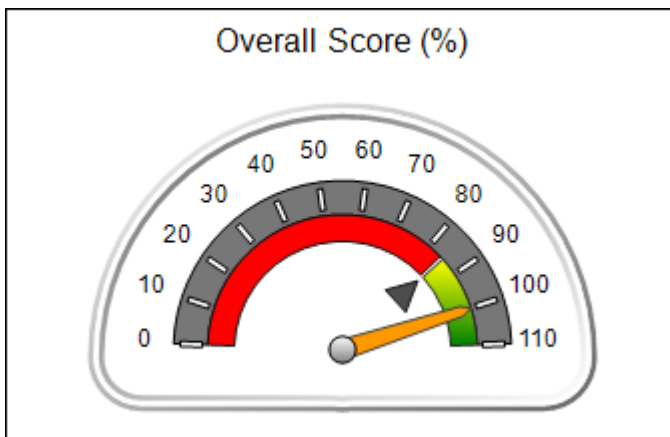
Provider/Program Name: Ark Family Counseling Center, The - Ricky Homes/Lithonia (591) - CCI

3383 Evans Mill Rd., Lithonia, GA 30038 Phone: 770-593-0913 Vendor ID# 35228	Quarterly Scores (Grades)		Current Quarter Score (Grade)
	Q1: 100.66 (A+)	Q2: 100.12 (A+)	100.12% (A+)
	Q3: N/A	Q4: N/A	

Program Census Information:	# Children in Care During Quarter: 9	# Placements During Quarter: 9	# Children in Care On Last Day: 4
-----------------------------	--------------------------------------	--------------------------------	-----------------------------------

Quarterly Provider Comparisons to All CCIs

▼ — indicates average for all CCIs





DHS, DFCS, Office of Provider Management
Performance-Based Placement Measures
RBWO Provider GA+SCORECARD - CCI



Report Quarter: Q2 FY2017

Provider/Program Name: Ark Family Counseling Center, The - Ricky Homes/Lithonia (591) - CCI				
3383 Evans Mill Rd., Lithonia, GA 30038		Quarterly Scores (Grades)		Current Quarter Score (Grade)
Phone: 770-593-0913		Q1: 100.66 (A+)	Q2: 100.12 (A+)	100.12% (A+)
Vendor ID# 35228		Q3: N/A	Q4: N/A	
Program Census Information:		# Children in Care During Quarter: 9	# Placements During Quarter: 9	# Children in Care On Last Day: 4
	Avg Performance All CCIs (%)	Provider Performance (%)*	Possible Points (Weight)	Provider Points Earned
OPM Monitoring Reviews				
Annual Comprehensive Reviews	89%	94%	25	23.42
Safety Reviews	95%	93%	15	13.95
Monitoring Sub-Total			40	37.37
CCI Safety Outcomes				
Incidence of Maltreatment	0.00%	No Substantiated Reports	10	10.00
Staff Training	75%	50%	10	5.00
Safety Sub-Total			20	15.00
CCI Permanency Outcomes				
Placement Stability	92%	100%	15	15.00
Permanency Sub-Total			15	15.00
CCI Well-Being Outcomes				
EPSDT Medical Visits	94%	100%	4	4.00
EPSDT Dental Visits	89%	100%	4	4.00
Academic Supports	77%	100%	3	3.00
Provider ECEM Visits	83%	100%	7	7.00
Provider General Contacts	80%	100%	7	7.00
Placements with Siblings	34%	0%	Not Scored	Not Scored
Placements within Legal County	16%	33%	Not Scored	Not Scored
Well-Being Sub-Total			25	25.00
*Performance calculation descriptions can be found in the FY 2017 RBWO PBP Measurements and Standards Guide.				

Monitoring & Outcomes: Possible Points = 100	Points Earned = 92.37
Score Before Incentives Credit	92.37%
Incentives Awarded	7.75 pts
PBP Verification	N/A pts
Total Score	100.12%



DHS, DFCS, Office of Provider Management
Performance-Based Placement Measures
RBWO Provider GA+SCORECARD - CCI



Report Quarter: Q2 FY2017

Provider/Program Name: Ark Family Counseling Center, The - Ricky Homes/Lithonia (591) - CCI

Program Census Information:		# Children in Care During Quarter: 9	# Placements During Quarter: 9	# Children in Care On Last Day: 4
CCI Incentive Credits	Avg Performance All CCIs (Points)	Provider Performance (%)*	Possible Points (Weight)	Provider Points Earned
Early EPSDT Medical Visits		Not Eligible	2	
Early EPSDT Dental Visits		Not Eligible	2	
Permanency Contacts		75%	5	3.75
Additional Academic Supports		0%	2	0.00
Active Agency Accreditation		0%	4	0.00
Staff Clinical Licensure		0%	5	0.00
Behavior Management (threshold = 0)		100%	4	4.00
Incentives Total	7.31		24	7.75
Maximum total combined incentive credit allowed is 10 points.			Incentives Awarded	7.75

*Performance calculation descriptions can be found in the FY 2017 RBWO PBP Measurements and Standards Guide.

Child Protective Services Investigations and Dispositions	
The following investigations data, which is not used for scoring but is considered significant to a provider's performance, is from Georgia SHINES and is not considered final or complete until the end of the fiscal year.	
Total Reports:	0
Number Screened In:	0
Number Screened Out:	0
Number Substantiated:	0
Number Unsubstantiated:	0
Number Active CPS Investigations:	0



Performance-Based Placement Measures RBWO Provider GA+SCORECARD - CCI

Report Quarter: Q2 FY2017

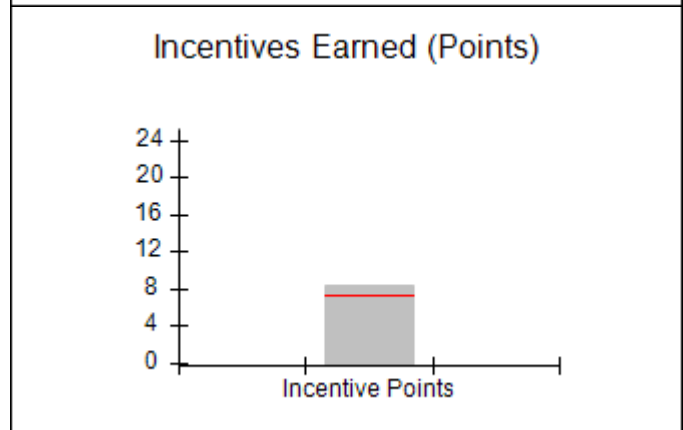
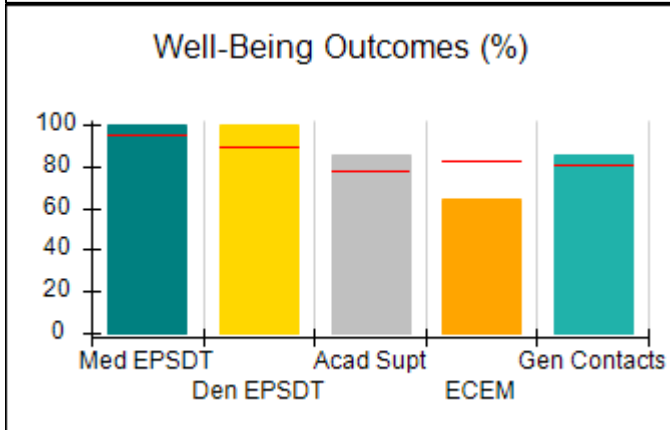
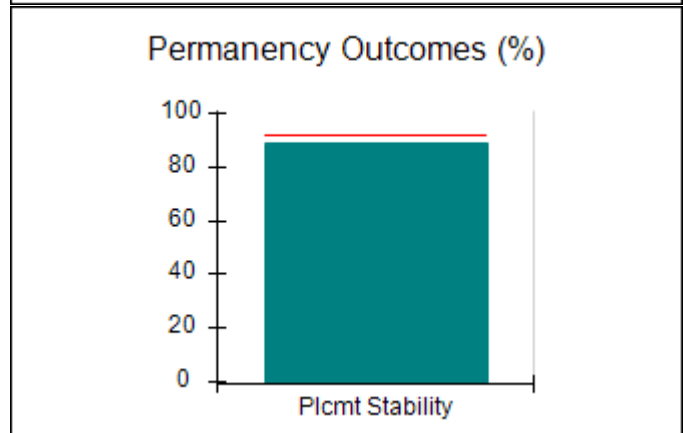
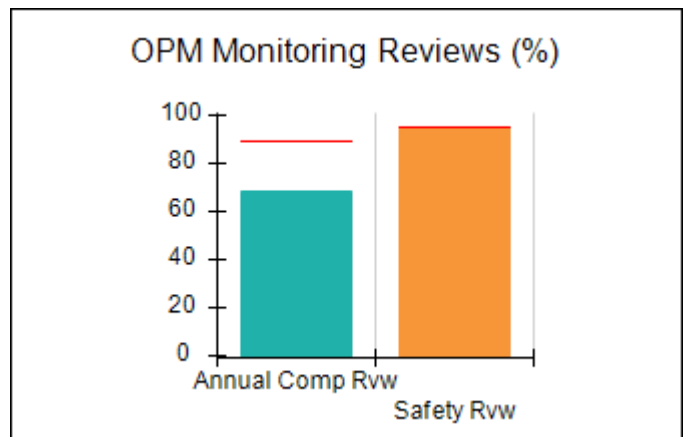
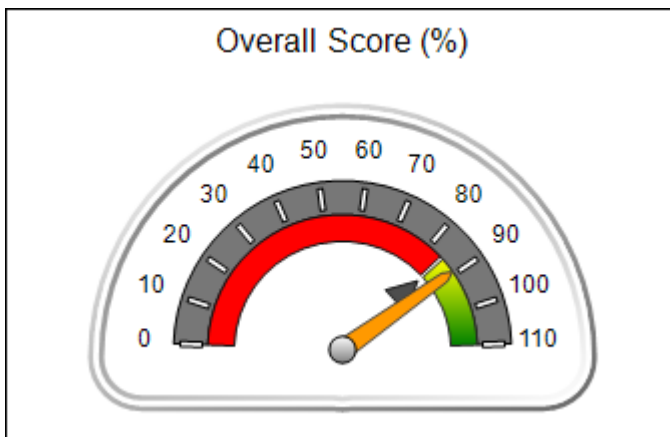
Provider/Program Name: Ark Family Counseling Center, The - Ricky Homes/Powder Springs (570) - CCI

4330 Bridle Ct., Powder Springs, GA 30124 Phone: 770-593-0913 Vendor ID# 35230	Quarterly Scores (Grades)		Current Quarter Score (Grade)
	Q1: 90.54 (A-)	Q2: 89.20 (B+)	89.20% (B+)
	Q3: N/A	Q4: N/A	

Program Census Information:	# Children in Care During Quarter: 18	# Placements During Quarter: 18	# Children in Care On Last Day: 6
-----------------------------	---------------------------------------	---------------------------------	-----------------------------------

Quarterly Provider Comparisons to All CCIs

▼ ————— indicates average for all CCIs





DHS, DFCS, Office of Provider Management
Performance-Based Placement Measures
RBWO Provider GA+SCORECARD - CCI



Report Quarter: Q2 FY2017

Provider/Program Name: Ark Family Counseling Center, The - Ricky Homes/Powder Springs (570) - CCI				
4330 Bridle Ct., Powder Springs, GA 30124 Phone: 770-593-0913 Vendor ID# 35230		Quarterly Scores (Grades)		Current Quarter Score (Grade)
		Q1: 90.54 (A-)	Q2: 89.20 (B+)	89.20% (B+)
		Q3: N/A	Q4: N/A	
Program Census Information:		# Children in Care During Quarter: 18	# Placements During Quarter: 18	# Children in Care On Last Day: 6
	Avg Performance All CCIs (%)	Provider Performance (%)*	Possible Points (Weight)	Provider Points Earned
OPM Monitoring Reviews				
Annual Comprehensive Reviews	89%	69%	25	17.17
Safety Reviews	95%	95%	15	14.30
Monitoring Sub-Total			40	31.47
CCI Safety Outcomes				
Incidence of Maltreatment	0.00%	No Substantiated Reports	10	10.00
Staff Training	75%	50%	10	5.00
Safety Sub-Total			20	15.00
CCI Permanency Outcomes				
Placement Stability	92%	89%	15	13.35
Permanency Sub-Total			15	13.35
CCI Well-Being Outcomes				
EPSDT Medical Visits	94%	100%	4	4.00
EPSDT Dental Visits	89%	100%	4	4.00
Academic Supports	77%	85%	3	2.55
Provider ECEM Visits	83%	64%	7	4.48
Provider General Contacts	80%	85%	7	5.95
Placements with Siblings	34%	Not Eligible	Not Scored	Not Scored
Placements within Legal County	16%	33%	Not Scored	Not Scored
Well-Being Sub-Total			25	20.98
*Performance calculation descriptions can be found in the FY 2017 RBWO PBP Measurements and Standards Guide.				

Monitoring & Outcomes: Possible Points = 100	Points Earned = 80.80
Score Before Incentives Credit	80.80%
Incentives Awarded	8.40 pts
PBP Verification	N/A pts
Total Score	89.20%



DHS, DFCS, Office of Provider Management
Performance-Based Placement Measures
RBWO Provider GA+SCORECARD - CCI



Report Quarter: Q2 FY2017

Provider/Program Name: Ark Family Counseling Center, The - Ricky Homes/Powder Springs (570) - CCI

Program Census Information:		# Children in Care During Quarter: 18	# Placements During Quarter: 18	# Children in Care On Last Day: 6
CCI Incentive Credits	Avg Performance All CCIs (Points)	Provider Performance (%)*	Possible Points (Weight)	Provider Points Earned
Early EPSDT Medical Visits		100%	2	2.00
Early EPSDT Dental Visits		100%	2	2.00
Permanency Contacts		0%	5	0.00
Additional Academic Supports		20%	2	0.40
Active Agency Accreditation		0%	4	0.00
Staff Clinical Licensure		0%	5	0.00
Behavior Management (threshold = 0)		100%	4	4.00
Incentives Total	7.31		24	8.40
Maximum total combined incentive credit allowed is 10 points.			Incentives Awarded	8.40

*Performance calculation descriptions can be found in the FY 2017 RBWO PBP Measurements and Standards Guide.

Child Protective Services Investigations and Dispositions	
The following investigations data, which is not used for scoring but is considered significant to a provider's performance, is from Georgia SHINES and is not considered final or complete until the end of the fiscal year.	
Total Reports:	0
Number Screened In:	0
Number Screened Out:	0
Number Substantiated:	0
Number Unsubstantiated:	0
Number Active CPS Investigations:	0



DHS, DFCS, Office of Provider Management
Performance-Based Placement Measures
RBWO Provider GA+SCORECARD - CCI



Report Quarter: Q2 FY2017

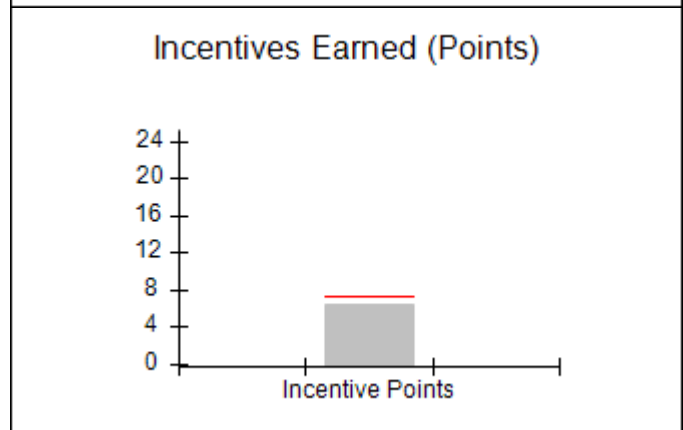
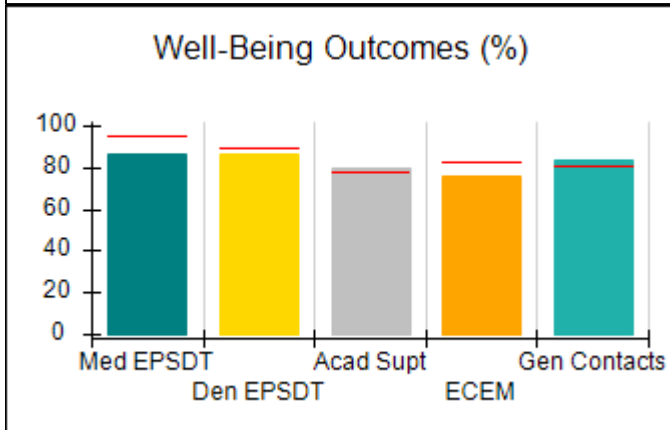
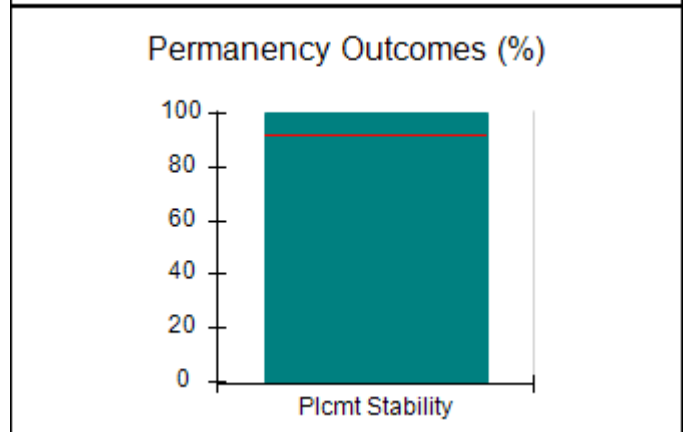
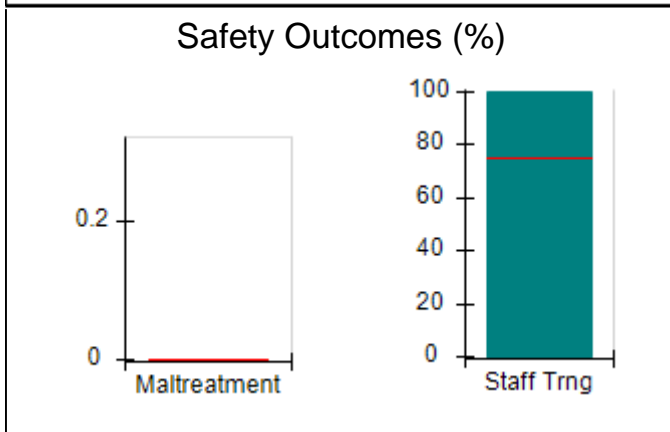
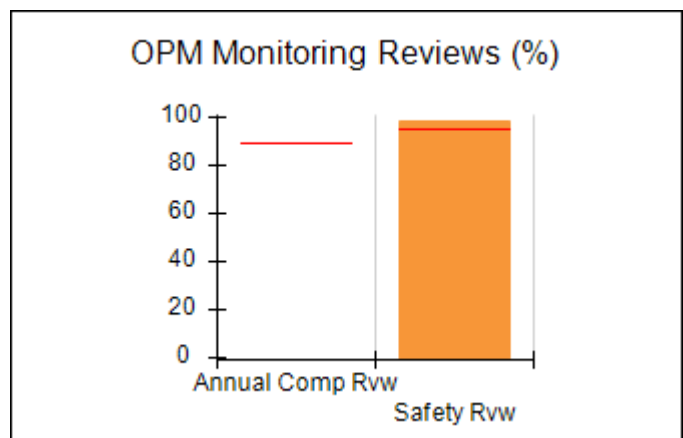
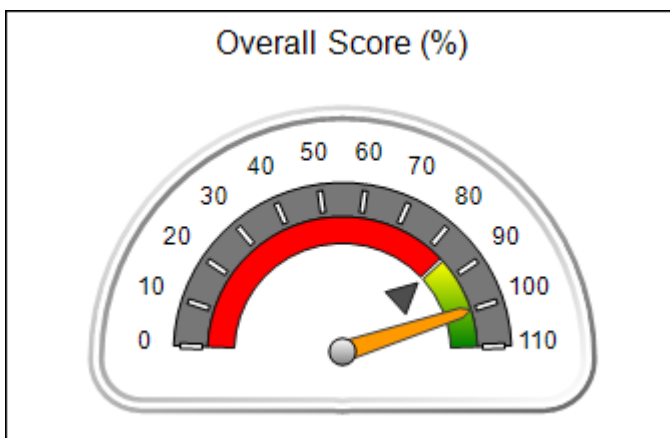
Provider/Program Name: Bald Ridge Lodge, Inc. - Bald Ridge Lodge (4124) - CCI

775 Lanier 400 Pkwy, Cumming, GA 30040 Phone: 770-887-1220 Vendor ID# 79175	Quarterly Scores (Grades)		Current Quarter Score (Grade)
	Q1: 97.55 (A+)	Q2: 99.97 (A+)	99.97% (A+)
	Q3: N/A	Q4: N/A	

Program Census Information:	# Children in Care During Quarter: 12	# Placements During Quarter: 13	# Children in Care On Last Day: 6
-----------------------------	---------------------------------------	---------------------------------	-----------------------------------

Quarterly Provider Comparisons to All CCIs

▼ — indicates average for all CCIs





DHS, DFCS, Office of Provider Management
Performance-Based Placement Measures
RBWO Provider GA+SCORECARD - CCI



Report Quarter: Q2 FY2017

Provider/Program Name: Bald Ridge Lodge, Inc. - Bald Ridge Lodge (4124) - CCI				
775 Lanier 400 Pkwy, Cumming, GA 30040 Phone: 770-887-1220 Vendor ID# 79175		Quarterly Scores (Grades)		Current Quarter Score (Grade)
		Q1: 97.55 (A+)	Q2: 99.97 (A+)	99.97% (A+)
		Q3: N/A	Q4: N/A	
Program Census Information:		# Children in Care During Quarter: 12	# Placements During Quarter: 13	# Children in Care On Last Day: 6
	Avg Performance All CCIs (%)	Provider Performance (%)*	Possible Points (Weight)	Provider Points Earned
OPM Monitoring Reviews				
Annual Comprehensive Reviews	89%	Not Yet Conducted		
Safety Reviews	95%	99%	15	14.81
Monitoring Sub-Total			15	14.81
CCI Safety Outcomes				
Incidence of Maltreatment	0.00%	No Substantiated Reports	10	10.00
Staff Training	75%	100%	10	10.00
Safety Sub-Total			20	20.00
CCI Permanency Outcomes				
Placement Stability	92%	100%	15	15.00
Permanency Sub-Total			15	15.00
CCI Well-Being Outcomes				
EPSDT Medical Visits	94%	86%	4	3.44
EPSDT Dental Visits	89%	86%	4	3.44
Academic Supports	77%	80%	3	2.40
Provider ECEM Visits	83%	76%	7	5.32
Provider General Contacts	80%	83%	7	5.81
Placements with Siblings	34%	0%	Not Scored	Not Scored
Placements within Legal County	16%	83%	Not Scored	Not Scored
Well-Being Sub-Total			25	20.41
*Performance calculation descriptions can be found in the FY 2017 RBWO PBP Measurements and Standards Guide.				

Monitoring & Outcomes: Possible Points = 75	Points Earned = 70.22
Score Before Incentives Credit	93.63%
Incentives Awarded	6.34 pts
PBP Verification	N/A pts
Total Score	99.97%



DHS, DFCS, Office of Provider Management
Performance-Based Placement Measures
RBWO Provider GA+SCORECARD - CCI



Report Quarter: Q2 FY2017

Provider/Program Name: Bald Ridge Lodge, Inc. - Bald Ridge Lodge (4124) - CCI

Program Census Information:		# Children in Care During Quarter: 12	# Placements During Quarter: 13	# Children in Care On Last Day: 6
CCI Incentive Credits	Avg Performance All CCIs (Points)	Provider Performance (%)*	Possible Points (Weight)	Provider Points Earned
Early EPSDT Medical Visits		50%	2	1.00
Early EPSDT Dental Visits		67%	2	1.34
Permanency Contacts		None Planned	5	
Additional Academic Supports		0%	2	0.00
Active Agency Accreditation		0%	4	0.00
Staff Clinical Licensure		0%	5	0.00
Behavior Management (threshold = 0)		100%	4	4.00
Incentives Total	7.31		24	6.34
Maximum total combined incentive credit allowed is 10 points.			Incentives Awarded	6.34

*Performance calculation descriptions can be found in the FY 2017 RBWO PBP Measurements and Standards Guide.

Child Protective Services Investigations and Dispositions

The following investigations data, which is not used for scoring but is considered significant to a provider's performance, is from Georgia SHINES and is not considered final or complete until the end of the fiscal year.

Total Reports:	0	
Number Screened In:	0	
Number Screened Out:	0	
Number Substantiated:	0	
Number Unsubstantiated:	0	
Number Active CPS Investigations:	0	



Performance-Based Placement Measures RBWO Provider GA+SCORECARD - CCI

Report Quarter: Q2 FY2017

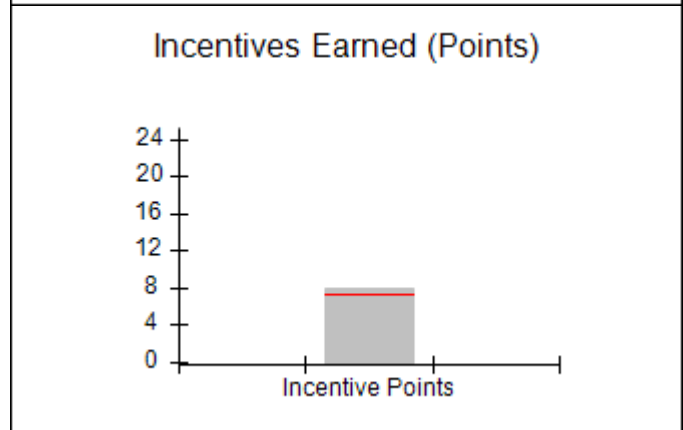
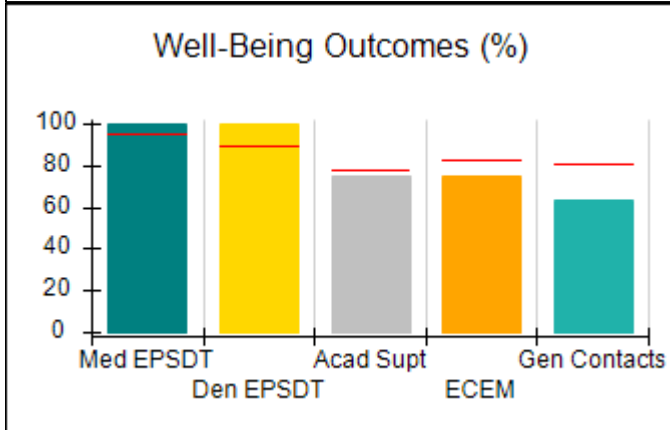
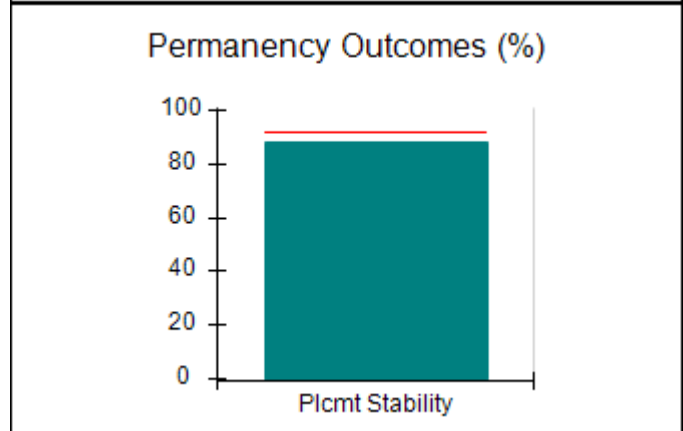
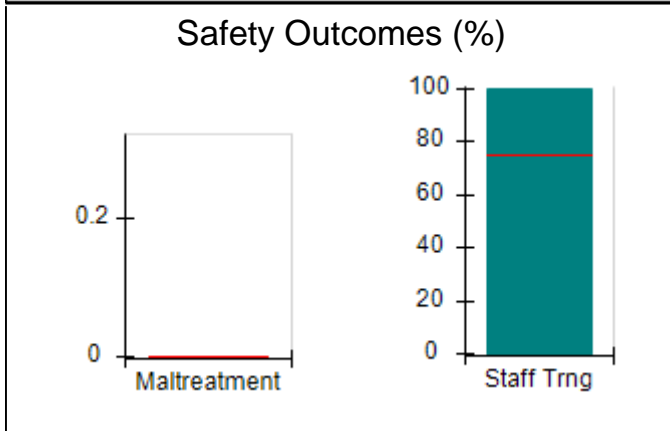
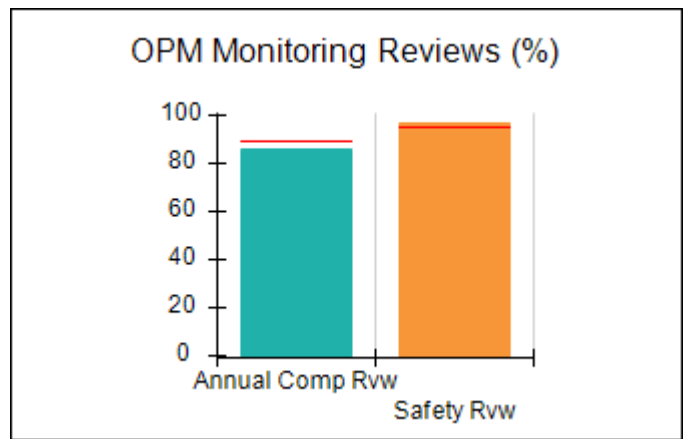
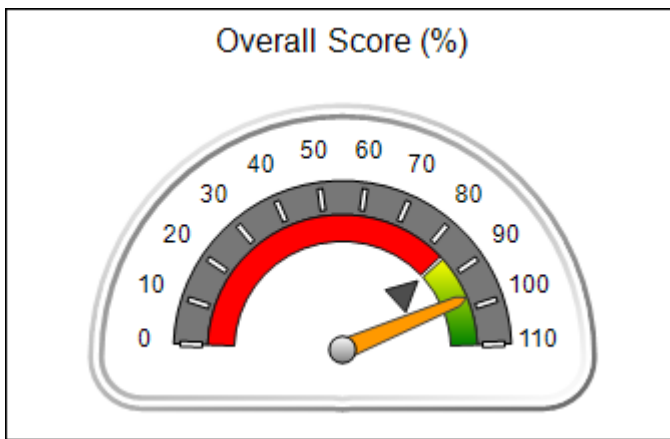
Provider/Program Name: Beth-Ester Ministries - dba Restoration House 1 (817) - CCI

53 Poplar St., Newnan, GA 30263 Phone: 678-423-4193 Vendor ID# 35246	Quarterly Scores (Grades)		Current Quarter Score (Grade)
	Q1: 97.84 (A+)	Q2: 97.11 (A+)	97.11% (A+)
	Q3: N/A	Q4: N/A	

Program Census Information:	# Children in Care During Quarter: 8	# Placements During Quarter: 8	# Children in Care On Last Day: 4
-----------------------------	--------------------------------------	--------------------------------	-----------------------------------

Quarterly Provider Comparisons to All CCIs

▼ — indicates average for all CCIs





DHS, DFCS, Office of Provider Management
Performance-Based Placement Measures
RBWO Provider GA+SCORECARD - CCI



Report Quarter: Q2 FY2017

Provider/Program Name: Beth-Ester Ministries - dba Restoration House 1 (817) - CCI				
53 Poplar St., Newnan, GA 30263 Phone: 678-423-4193 Vendor ID# 35246		Quarterly Scores (Grades)		Current Quarter Score (Grade)
		Q1: 97.84 (A+)	Q2: 97.11 (A+)	97.11% (A+)
		Q3: N/A	Q4: N/A	
Program Census Information:		# Children in Care During Quarter: 8	# Placements During Quarter: 8	# Children in Care On Last Day: 4
	Avg Performance All CCIs (%)	Provider Performance (%)*	Possible Points (Weight)	Provider Points Earned
OPM Monitoring Reviews				
Annual Comprehensive Reviews	89%	86%	25	21.51
Safety Reviews	95%	97%	15	14.50
Monitoring Sub-Total			40	36.00
CCI Safety Outcomes				
Incidence of Maltreatment	0.00%	No Substantiated Reports	10	10.00
Staff Training	75%	100%	10	10.00
Safety Sub-Total			20	20.00
CCI Permanency Outcomes				
Placement Stability	92%	88%	15	13.20
Permanency Sub-Total			15	13.20
CCI Well-Being Outcomes				
EPSDT Medical Visits	94%	100%	4	4.00
EPSDT Dental Visits	89%	100%	4	4.00
Academic Supports	77%	75%	3	2.25
Provider ECEM Visits	83%	75%	7	5.25
Provider General Contacts	80%	63%	7	4.41
Placements with Siblings	34%	0%	Not Scored	Not Scored
Placements within Legal County	16%	0%	Not Scored	Not Scored
Well-Being Sub-Total			25	19.91
*Performance calculation descriptions can be found in the FY 2017 RBWO PBP Measurements and Standards Guide.				

Monitoring & Outcomes: Possible Points = 100	Points Earned = 89.11
Score Before Incentives Credit	89.11%
Incentives Awarded	8.00 pts
PBP Verification	N/A pts
Total Score	97.11%



DHS, DFCS, Office of Provider Management
Performance-Based Placement Measures
RBWO Provider GA+SCORECARD - CCI



Report Quarter: Q2 FY2017

Provider/Program Name: Beth-Ester Ministries - dba Restoration House 1 (817) - CCI

Program Census Information:		# Children in Care During Quarter: 8	# Placements During Quarter: 8	# Children in Care On Last Day: 4
CCI Incentive Credits	Avg Performance All CCIs (Points)	Provider Performance (%)*	Possible Points (Weight)	Provider Points Earned
Early EPSDT Medical Visits		100%	2	2.00
Early EPSDT Dental Visits		100%	2	2.00
Permanency Contacts		None Planned	5	
Additional Academic Supports		0%	2	0.00
Active Agency Accreditation		0%	4	0.00
Staff Clinical Licensure		0%	5	0.00
Behavior Management (threshold = 0)		100%	4	4.00
Incentives Total	7.31		24	8.00
Maximum total combined incentive credit allowed is 10 points.			Incentives Awarded	8.00

*Performance calculation descriptions can be found in the FY 2017 RBWO PBP Measurements and Standards Guide.

Child Protective Services Investigations and Dispositions

The following investigations data, which is not used for scoring but is considered significant to a provider's performance, is from Georgia SHINES and is not considered final or complete until the end of the fiscal year.

Total Reports:	0	
Number Screened In:	0	
Number Screened Out:	0	
Number Substantiated:	0	
Number Unsubstantiated:	0	
Number Active CPS Investigations:	0	



DHS, DFCS, Office of Provider Management
Performance-Based Placement Measures
RBWO Provider GA+SCORECARD - CCI



Report Quarter: Q2 FY2017

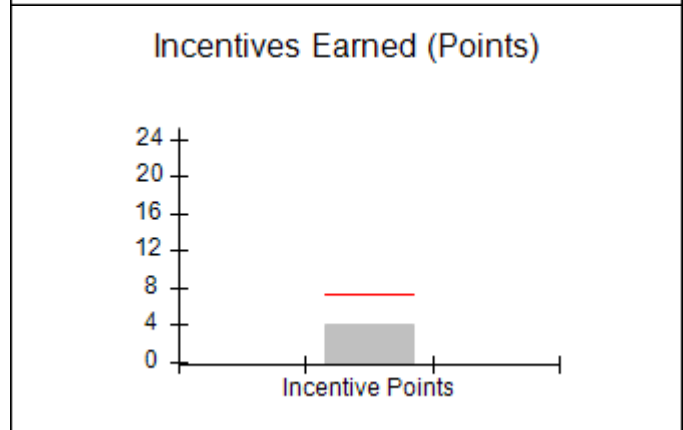
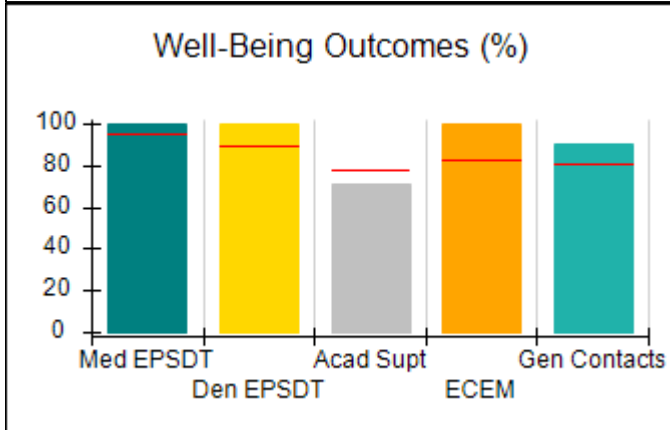
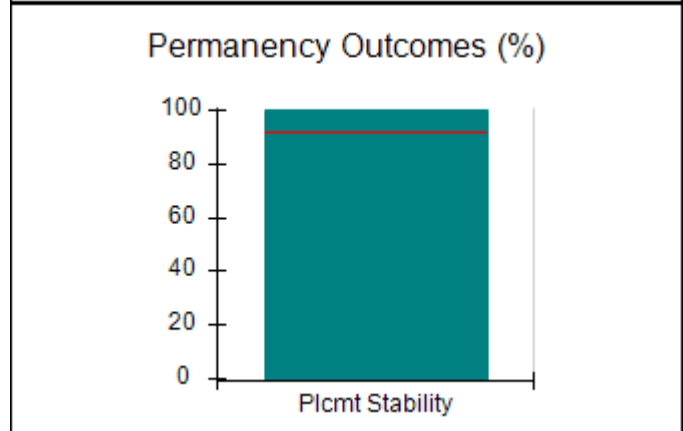
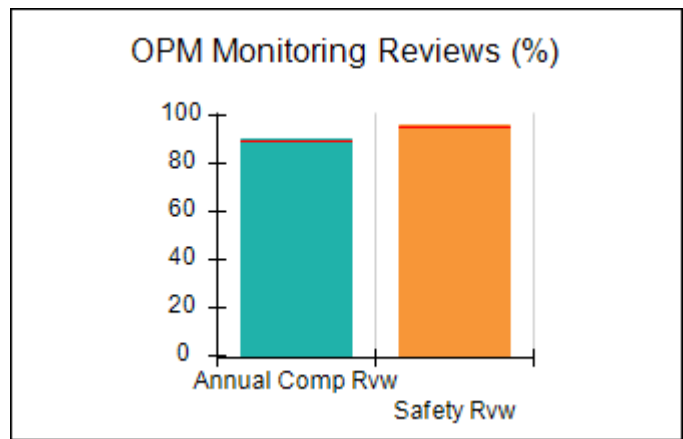
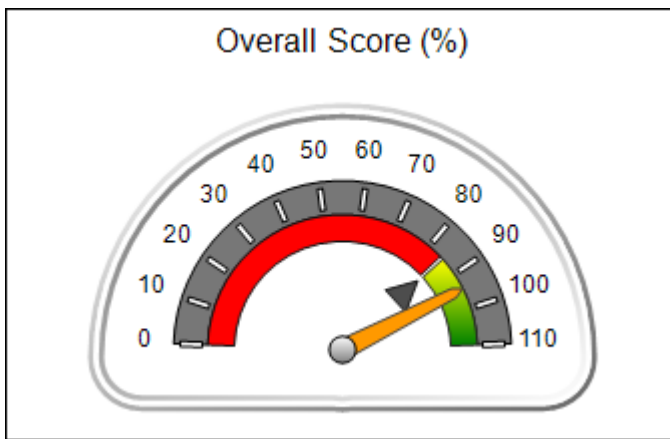
Provider/Program Name: Broken Shackle Ranch - (576) - CCI

1542 Francis Bridge Rd., Davisboro, GA 31018 Phone: 478-348-6555 Vendor ID# 35252	Quarterly Scores (Grades)		Current Quarter Score (Grade)
	Q1: 103.55 (A+)	Q2: 94.46 (A)	94.46% (A)
	Q3: N/A	Q4: N/A	

Program Census Information:	# Children in Care During Quarter: 5	# Placements During Quarter: 5	# Children in Care On Last Day: 2
-----------------------------	--------------------------------------	--------------------------------	-----------------------------------

Quarterly Provider Comparisons to All CCIs

▼ — indicates average for all CCIs





DHS, DFCS, Office of Provider Management
Performance-Based Placement Measures
RBWO Provider GA+SCORECARD - CCI



Report Quarter: Q2 FY2017

Provider/Program Name: Broken Shackle Ranch - (576) - CCI				
1542 Francis Bridge Rd., Davisboro, GA 31018 Phone: 478-348-6555 Vendor ID# 35252		Quarterly Scores (Grades)		Current Quarter Score (Grade)
		Q1: 103.55 (A+)	Q2: 94.46 (A)	94.46% (A)
		Q3: N/A	Q4: N/A	
Program Census Information:		# Children in Care During Quarter: 5	# Placements During Quarter: 5	# Children in Care On Last Day: 2
	Avg Performance All CCIs (%)	Provider Performance (%)*	Possible Points (Weight)	Provider Points Earned
OPM Monitoring Reviews				
Annual Comprehensive Reviews	89%	91%	25	22.63
Safety Reviews	95%	96%	15	14.40
Monitoring Sub-Total			40	37.03
CCI Safety Outcomes				
Incidence of Maltreatment	0.00%	No Substantiated Reports	10	10.00
Staff Training	75%	50%	10	5.00
Safety Sub-Total			20	15.00
CCI Permanency Outcomes				
Placement Stability	92%	100%	15	15.00
Permanency Sub-Total			15	15.00
CCI Well-Being Outcomes				
EPSDT Medical Visits	94%	100%	4	4.00
EPSDT Dental Visits	89%	100%	4	4.00
Academic Supports	77%	71%	3	2.13
Provider ECEM Visits	83%	100%	7	7.00
Provider General Contacts	80%	90%	7	6.30
Placements with Siblings	34%	Not Eligible	Not Scored	Not Scored
Placements within Legal County	16%	Not Eligible	Not Scored	Not Scored
Well-Being Sub-Total			25	23.43
*Performance calculation descriptions can be found in the FY 2017 RBWO PBP Measurements and Standards Guide.				

Monitoring & Outcomes: Possible Points = 100	Points Earned = 90.46
Score Before Incentives Credit	90.46%
Incentives Awarded	4.00 pts
PBP Verification	N/A pts
Total Score	94.46%



DHS, DFCS, Office of Provider Management
Performance-Based Placement Measures
RBWO Provider GA+SCORECARD - CCI



Report Quarter: Q2 FY2017

Provider/Program Name: Broken Shackle Ranch - (576) - CCI

Program Census Information:		# Children in Care During Quarter: 5	# Placements During Quarter: 5	# Children in Care On Last Day: 2
CCI Incentive Credits	Avg Performance All CCIs (Points)	Provider Performance (%)*	Possible Points (Weight)	Provider Points Earned
Early EPSDT Medical Visits		Not Eligible	2	
Early EPSDT Dental Visits		0%	2	0.00
Permanency Contacts		None Planned	5	
Additional Academic Supports		0%	2	0.00
Active Agency Accreditation		0%	4	0.00
Staff Clinical Licensure		0%	5	0.00
Behavior Management (threshold = 0)		100%	4	4.00
Incentives Total	7.31		24	4.00
Maximum total combined incentive credit allowed is 10 points.			Incentives Awarded	4.00

*Performance calculation descriptions can be found in the FY 2017 RBWO PBP Measurements and Standards Guide.

Child Protective Services Investigations and Dispositions

The following investigations data, which is not used for scoring but is considered significant to a provider's performance, is from Georgia SHINES and is not considered final or complete until the end of the fiscal year.

Total Reports:	0	
Number Screened In:	0	
Number Screened Out:	0	
Number Substantiated:	0	
Number Unsubstantiated:	0	
Number Active CPS Investigations:	0	



DHS, DFCS, Office of Provider Management
Performance-Based Placement Measures
RBWO Provider GA+SCORECARD - CCI



Report Quarter: Q2 FY2017

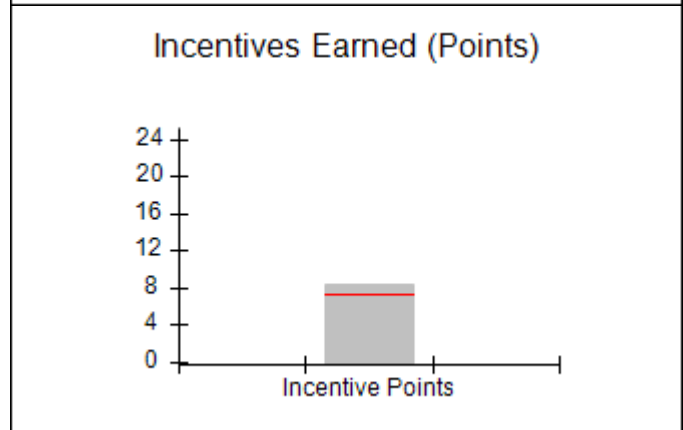
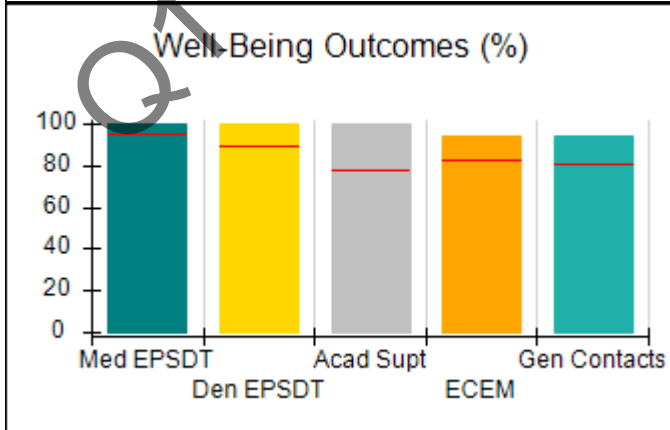
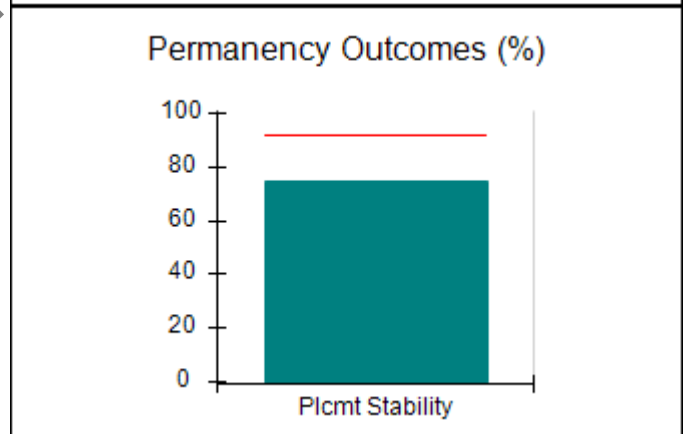
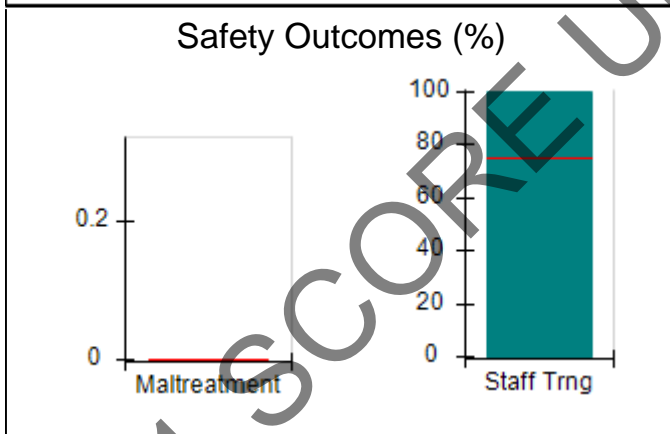
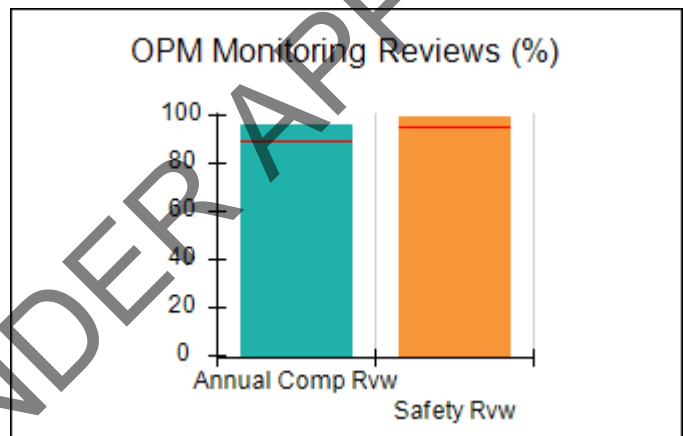
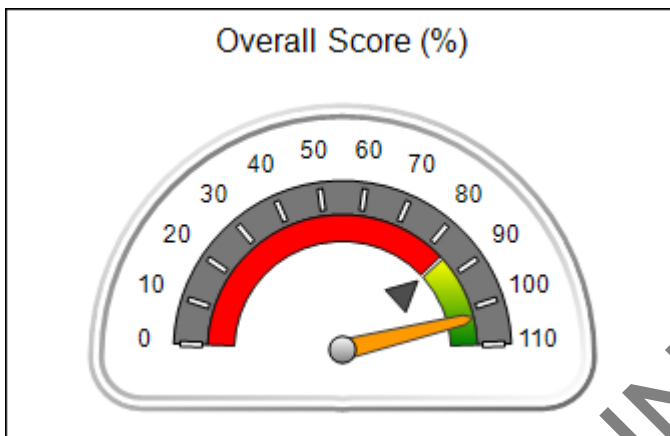
Provider/Program Name: Caring and Sharing Home for Boys - (5191) - CCI

1769 Brook Run Drive, Register, GA 30452 Phone: 912-852-7545 Vendor ID# 125316	Quarterly Scores (Grades)		Current Quarter Score (Grade)
	Q1: 105.84 (A+)	Q2: 102.68 (A+)	102.68% (A+)
	Q3: N/A	Q4: N/A	

Program Census Information:	# Children in Care During Quarter: 8	# Placements During Quarter: 8	# Children in Care On Last Day: 6
-----------------------------	--------------------------------------	--------------------------------	-----------------------------------

Quarterly Provider Comparisons to All CCIs

▼ — indicates average for all CCIs





DHS, DFCS, Office of Provider Management
Performance-Based Placement Measures
RBWO Provider GA+SCORECARD - CCI



Report Quarter: Q2 FY2017

Provider/Program Name: Caring and Sharing Home for Boys - (5191) - CCI				
1769 Brook Run Drive, Register, GA 30452 Phone: 912-852-7545 Vendor ID# 125316		Quarterly Scores (Grades)		Current Quarter Score (Grade)
		Q1: 105.84 (A+)	Q2: 102.68 (A+)	102.68% (A+)
		Q3: N/A	Q4: N/A	
Program Census Information:		# Children in Care During Quarter: 8	# Placements During Quarter: 8	# Children in Care On Last Day: 6
	Avg Performance All CCIs (%)	Provider Performance (%)*	Possible Points (Weight)	Provider Points Earned
OPM Monitoring Reviews				
Annual Comprehensive Reviews	89%	96%	25	23.92
Safety Reviews	95%	100%	15	14.94
Monitoring Sub-Total			40	38.85
CCI Safety Outcomes				
Incidence of Maltreatment	0.00%	No Substantiated Reports	10	10.00
Staff Training	75%	100%	10	10.00
Safety Sub-Total			20	20.00
CCI Permanency Outcomes				
Placement Stability	92%	75%	15	11.25
Permanency Sub-Total			15	11.25
CCI Well-Being Outcomes				
EPSDT Medical Visits	94%	100%	4	4.00
EPSDT Dental Visits	89%	100%	4	4.00
Academic Supports	77%	100%	3	3.00
Provider ECEM Visits	83%	94%	7	6.58
Provider General Contacts	80%	94%	7	6.58
Placements with Siblings	34%	0%	Not Scored	Not Scored
Placements within Legal County	16%	0%	Not Scored	Not Scored
Well-Being Sub-Total			25	24.16

*Performance calculation descriptions can be found in the FY 2017 RBWO PBP Measurements and Standards Guide.

Monitoring & Outcomes: Possible Points = 100	Points Earned = 94.26
Score Before Incentives Credit	
	94.26%
Incentives Awarded	
	8.42 pts
PBP Verification	
	N/A pts
Total Score	
	102.68%



DHS, DFCS, Office of Provider Management
Performance-Based Placement Measures
RBWO Provider GA+SCORECARD - CCI



Report Quarter: Q2 FY2017

Provider/Program Name: Caring and Sharing Home for Boys - (5191) - CCI

Program Census Information:		# Children in Care During Quarter: 8	# Placements During Quarter: 8	# Children in Care On Last Day: 6
CCI Incentive Credits	Avg Performance All CCIs (Points)	Provider Performance (%)*	Possible Points (Weight)	Provider Points Earned
Early EPSDT Medical Visits		100%	2	2.00
Early EPSDT Dental Visits		100%	2	2.00
Permanency Contacts		0%	5	0.00
Additional Academic Supports		21%	2	0.42
Active Agency Accreditation		0%	4	0.00
Staff Clinical Licensure		0%	5	0.00
Behavior Management (threshold = 0)		100%	4	4.00
Incentives Total	7.31		24	8.42
Maximum total combined incentive credit allowed is 10 points.			Incentives Awarded	8.42

*Performance calculation descriptions can be found in the FY 2017 RBWO PBP Measurements and Standards Guide.

Child Protective Services Investigations and Dispositions

The following investigations data, which is not used for scoring but is considered significant to a provider's performance, is from Georgia SHINES and is not considered final or complete until the end of the fiscal year.

Total Reports:	0	
Number Screened In:	0	
Number Screened Out:	0	
Number Substantiated:	0	
Number Unsubstantiated:	0	
Number Active CPS Investigations:	0	



Performance-Based Placement Measures RBWO Provider GA+SCORECARD - CCI

Report Quarter: Q2 FY2017

Provider/Program Name: Carl Malone Foundation, Inc. - Mercy's Door I (993) - CCI

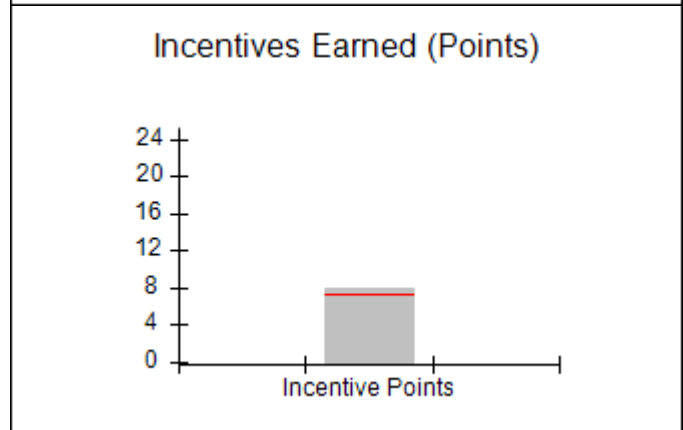
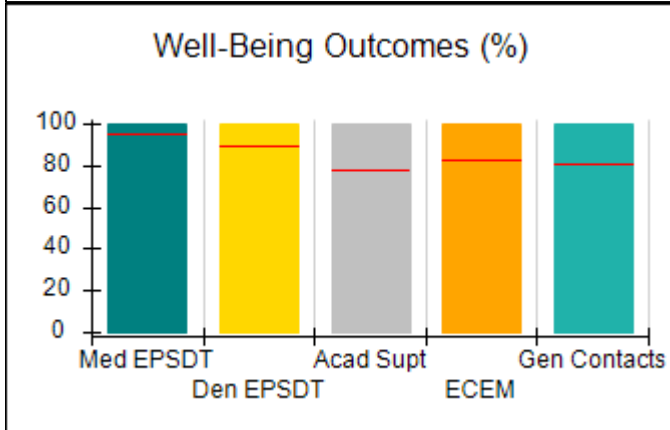
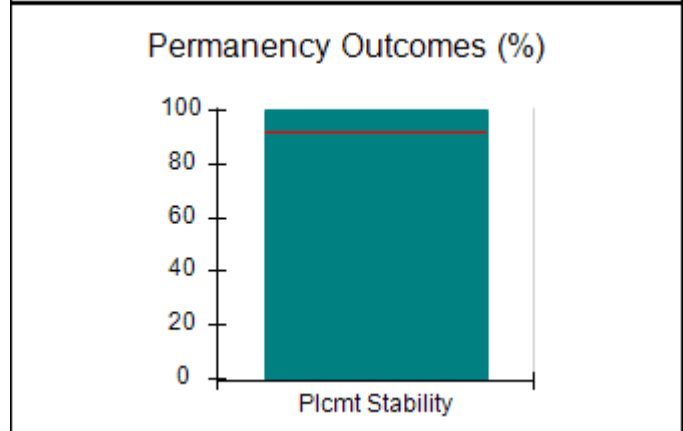
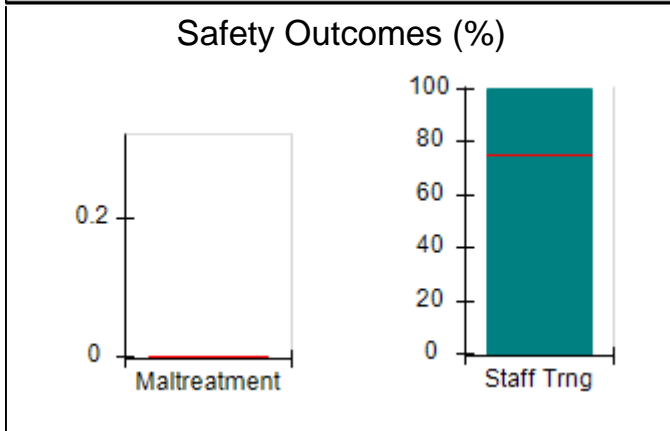
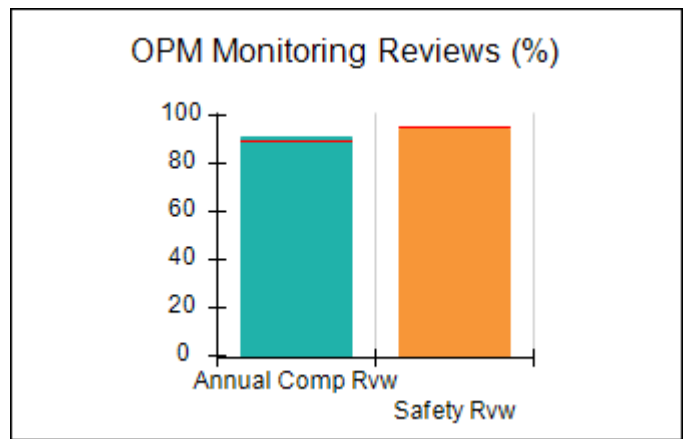
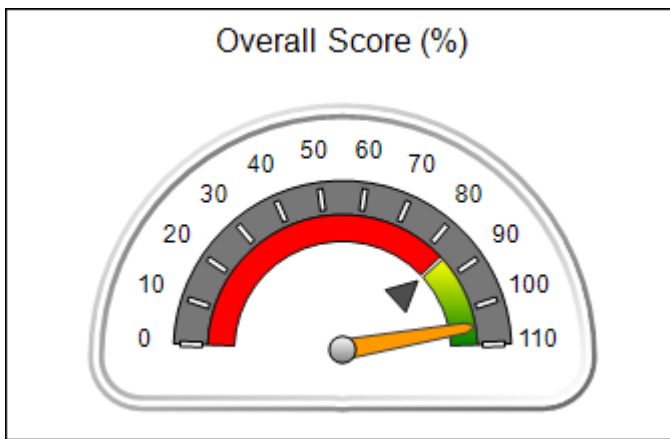
2281 Dawnville Beaverdale Rd., Dalton, GA 30721
Phone: 706-270-5821
Vendor ID# 35802

Quarterly Scores (Grades)		Current Quarter Score (Grade)
Q1: 100.24 (A+)	Q2: 105.02 (A+)	105.02% (A+)
Q3: N/A	Q4: N/A	

Program Census Information:	# Children in Care During Quarter: 8	# Placements During Quarter: 8	# Children in Care On Last Day: 7
-----------------------------	--------------------------------------	--------------------------------	-----------------------------------

Quarterly Provider Comparisons to All CCIs

▼ — indicates average for all CCIs





DHS, DFCS, Office of Provider Management
Performance-Based Placement Measures
RBWO Provider GA+SCORECARD - CCI



Report Quarter: Q2 FY2017

Provider/Program Name: Carl Malone Foundation, Inc. - Mercy's Door I (993) - CCI

2281 Dawnville Beaverdale Rd., Dalton, GA 30721 Phone: 706-270-5821 Vendor ID# 35802	Quarterly Scores (Grades)		Current Quarter Score (Grade)
	Q1: 100.24 (A+)	Q2: 105.02 (A+)	105.02%
	Q3: N/A	Q4: N/A	(A+)

Program Census Information:	# Children in Care During Quarter: 8	# Placements During Quarter: 8	# Children in Care On Last Day: 7
------------------------------------	--------------------------------------	--------------------------------	-----------------------------------

	Avg Performance All CCIs (%)	Provider Performance (%)*	Possible Points (Weight)	Provider Points Earned
--	-------------------------------------	----------------------------------	---------------------------------	-------------------------------

OPM Monitoring Reviews

Annual Comprehensive Reviews	89%	91%	25	22.83
Safety Reviews	95%	95%	15	14.20
Monitoring Sub-Total			40	37.02

CCI Safety Outcomes

Incidence of Maltreatment	0.00%	No Substantiated Reports	10	10.00
Staff Training	75%	100%	10	10.00
Safety Sub-Total			20	20.00

CCI Permanency Outcomes

Placement Stability	92%	100%	15	15.00
Permanency Sub-Total			15	15.00

CCI Well-Being Outcomes

EPSDT Medical Visits	94%	100%	4	4.00
EPSDT Dental Visits	89%	100%	4	4.00
Academic Supports	77%	100%	3	3.00
Provider ECEM Visits	83%	100%	7	7.00
Provider General Contacts	80%	100%	7	7.00
Placements with Siblings	34%	Not Eligible	Not Scored	Not Scored
Placements within Legal County	16%	0%	Not Scored	Not Scored
Well-Being Sub-Total			25	25.00

*Performance calculation descriptions can be found in the FY 2017 RBWO PBP Measurements and Standards Guide.

Monitoring & Outcomes: Possible Points = 100		Points Earned = 97.02	
Score Before Incentives Credit			97.02%
Incentives Awarded			8.00 pts
PBP Verification			N/A pts
Total Score			105.02%



DHS, DFCS, Office of Provider Management
Performance-Based Placement Measures
RBWO Provider GA+SCORECARD - CCI



Report Quarter: Q2 FY2017

Provider/Program Name: Carl Malone Foundation, Inc. - Mercy's Door I (993) - CCI

Program Census Information:		# Children in Care During Quarter: 8	# Placements During Quarter: 8	# Children in Care On Last Day: 7
CCI Incentive Credits	Avg Performance All CCIs (Points)	Provider Performance (%)*	Possible Points (Weight)	Provider Points Earned
Early EPSDT Medical Visits		100%	2	2.00
Early EPSDT Dental Visits		100%	2	2.00
Permanency Contacts		None Planned	5	
Additional Academic Supports		0%	2	0.00
Active Agency Accreditation		0%	4	0.00
Staff Clinical Licensure		0%	5	0.00
Behavior Management (threshold = 0)		100%	4	4.00
Incentives Total	7.31		24	8.00
Maximum total combined incentive credit allowed is 10 points.			Incentives Awarded	8.00

*Performance calculation descriptions can be found in the FY 2017 RBWO PBP Measurements and Standards Guide.

Child Protective Services Investigations and Dispositions

The following investigations data, which is not used for scoring but is considered significant to a provider's performance, is from Georgia SHINES and is not considered final or complete until the end of the fiscal year.

Total Reports:	0	
Number Screened In:	0	
Number Screened Out:	0	
Number Substantiated:	0	
Number Unsubstantiated:	0	
Number Active CPS Investigations:	0	



DHS, DFCS, Office of Provider Management
Performance-Based Placement Measures
RBWO Provider GA+SCORECARD - CCI



Report Quarter: Q2 FY2017

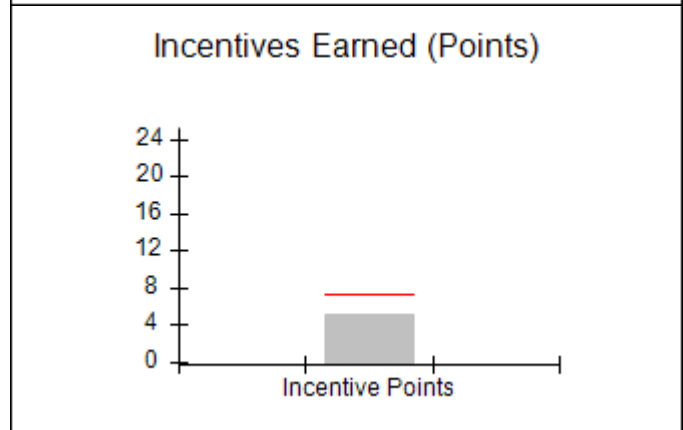
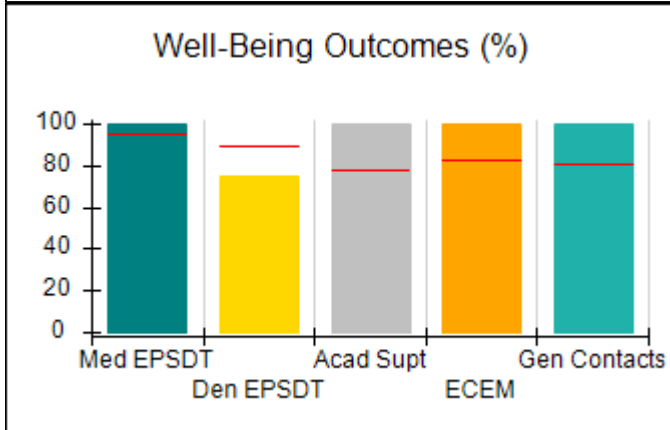
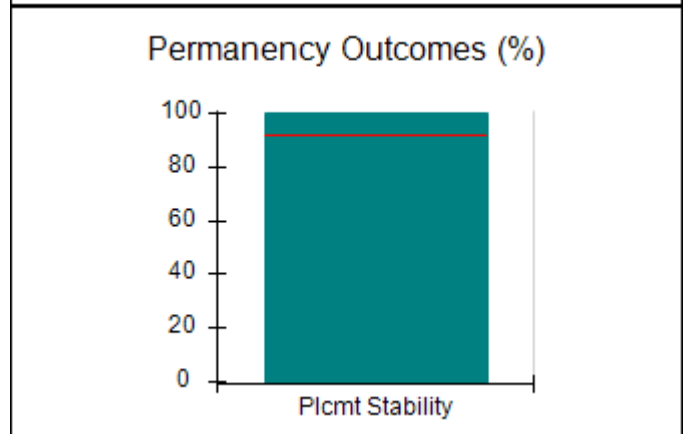
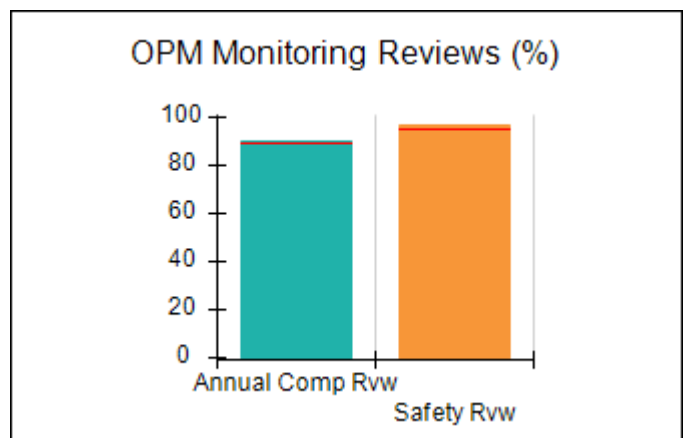
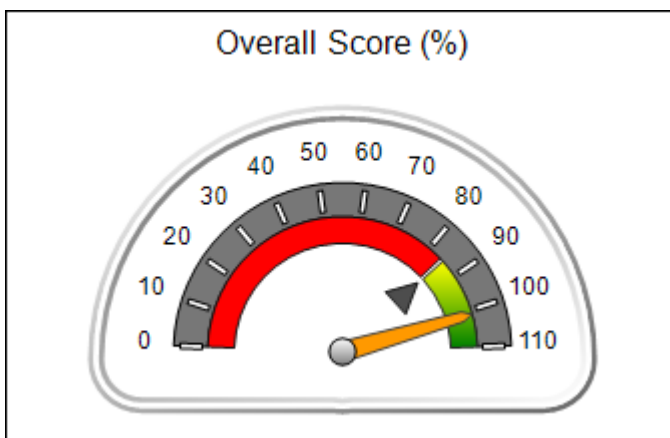
Provider/Program Name: Carl Malone Foundation, Inc. - Mercy's Door II (994) - CCI

2295 Dawnville Beaverdale Rd., Dalton, GA 30721 Phone: 706-277-0732 Vendor ID# 35801	Quarterly Scores (Grades)		Current Quarter Score (Grade)
	Q1: 103.21 (A+)	Q2: 101.15 (A+)	101.15% (A+)
	Q3: N/A	Q4: N/A	

Program Census Information:	# Children in Care During Quarter: 4	# Placements During Quarter: 4	# Children in Care On Last Day: 3
-----------------------------	--------------------------------------	--------------------------------	-----------------------------------

Quarterly Provider Comparisons to All CCIs

▼ — indicates average for all CCIs





DHS, DFCS, Office of Provider Management
Performance-Based Placement Measures
RBWO Provider GA+SCORECARD - CCI



Report Quarter: Q2 FY2017

Provider/Program Name: Carl Malone Foundation, Inc. - Mercy's Door II (994) - CCI

2295 Dawnville Beaverdale Rd., Dalton, GA 30721 Phone: 706-277-0732 Vendor ID# 35801	Quarterly Scores (Grades)		Current Quarter Score (Grade)
	Q1: 103.21 (A+)	Q2: 101.15 (A+)	101.15%
	Q3: N/A	Q4: N/A	(A+)

Program Census Information:	# Children in Care During Quarter: 4	# Placements During Quarter: 4	# Children in Care On Last Day: 3
------------------------------------	--------------------------------------	--------------------------------	-----------------------------------

	Avg Performance All CCIs (%)	Provider Performance (%)*	Possible Points (Weight)	Provider Points Earned
--	-------------------------------------	----------------------------------	---------------------------------	-------------------------------

OPM Monitoring Reviews

Annual Comprehensive Reviews	89%	90%	25	22.61
Safety Reviews	95%	97%	15	14.54
Monitoring Sub-Total			40	37.15

CCI Safety Outcomes

Incidence of Maltreatment	0.00%	No Substantiated Reports	10	10.00
Staff Training	75%	100%	10	10.00
Safety Sub-Total			20	20.00

CCI Permanency Outcomes

Placement Stability	92%	100%	15	15.00
Permanency Sub-Total			15	15.00

CCI Well-Being Outcomes

EPSDT Medical Visits	94%	100%	4	4.00
EPSDT Dental Visits	89%	75%	4	3.00
Academic Supports	77%	100%	3	3.00
Provider ECEM Visits	83%	100%	7	7.00
Provider General Contacts	80%	100%	7	7.00
Placements with Siblings	34%	0%	Not Scored	Not Scored
Placements within Legal County	16%	Not Eligible	Not Scored	Not Scored
Well-Being Sub-Total			25	24.00

*Performance calculation descriptions can be found in the FY 2017 RBWO PBP Measurements and Standards Guide.

Monitoring & Outcomes: Possible Points = 100		Points Earned = 96.15	
Score Before Incentives Credit		96.15%	
Incentives Awarded		5.00 pts	
PBP Verification		N/A pts	
Total Score		101.15%	



DHS, DFCS, Office of Provider Management
Performance-Based Placement Measures
RBWO Provider GA+SCORECARD - CCI



Report Quarter: Q2 FY2017

Provider/Program Name: Carl Malone Foundation, Inc. - Mercy's Door II (994) - CCI

Program Census Information:		# Children in Care During Quarter: 4	# Placements During Quarter: 4	# Children in Care On Last Day: 3
CCI Incentive Credits	Avg Performance All CCIs (Points)	Provider Performance (%)*	Possible Points (Weight)	Provider Points Earned
Early EPSDT Medical Visits		Not Eligible	2	
Early EPSDT Dental Visits		50%	2	1.00
Permanency Contacts		None Planned	5	
Additional Academic Supports		0%	2	0.00
Active Agency Accreditation		0%	4	0.00
Staff Clinical Licensure		0%	5	0.00
Behavior Management (threshold = 0)		100%	4	4.00
Incentives Total	7.31		24	5.00
Maximum total combined incentive credit allowed is 10 points.			Incentives Awarded	5.00

*Performance calculation descriptions can be found in the FY 2017 RBWO PBP Measurements and Standards Guide.

Child Protective Services Investigations and Dispositions

The following investigations data, which is not used for scoring but is considered significant to a provider's performance, is from Georgia SHINES and is not considered final or complete until the end of the fiscal year.

Total Reports:	0	
Number Screened In:	0	
Number Screened Out:	0	
Number Substantiated:	0	
Number Unsubstantiated:	0	
Number Active CPS Investigations:	0	



DHS, DFCS, Office of Provider Management
Performance-Based Placement Measures
RBWO Provider GA+SCORECARD - CCI



Report Quarter: Q2 FY2017

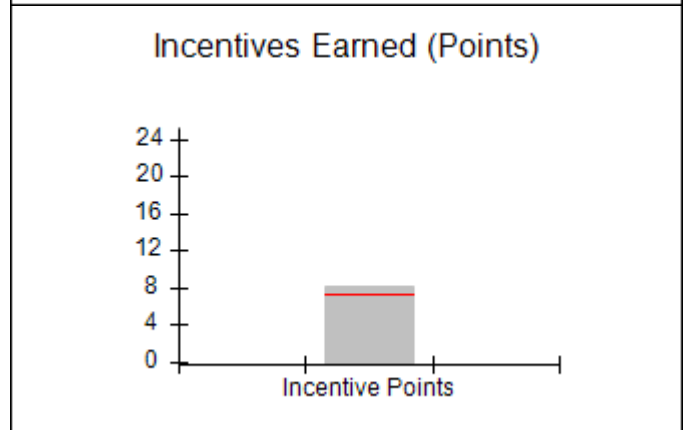
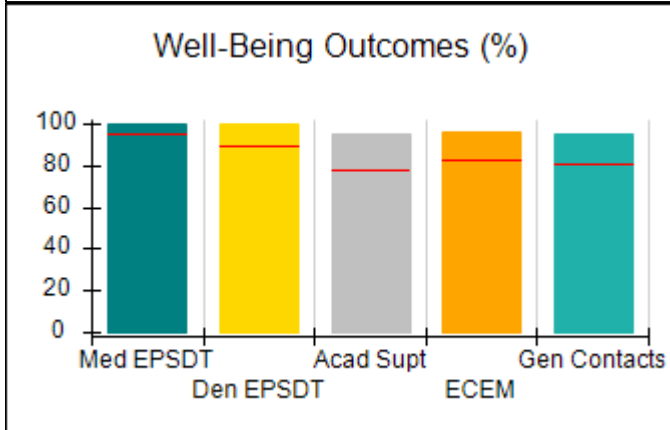
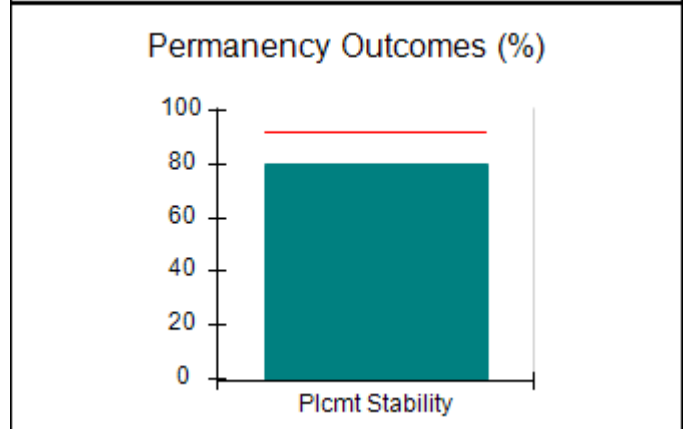
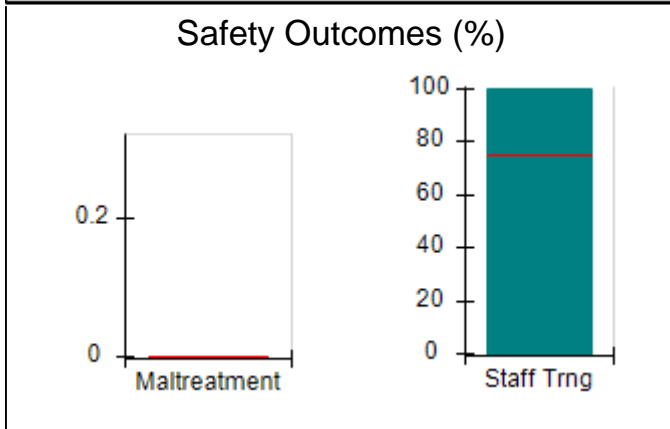
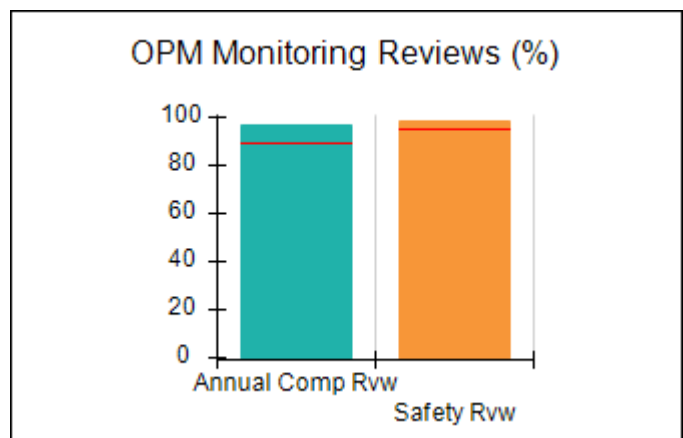
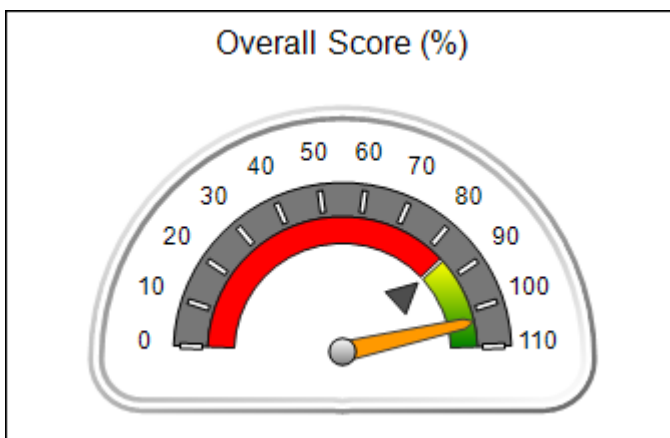
Provider/Program Name: Carl Malone Foundation, Inc. - Mercy's Door III (1041) - CCI

345 Rockman Way, Dalton, GA 30721 Phone: 706-217-6185 Vendor ID# 75482	Quarterly Scores (Grades)		Current Quarter Score (Grade)
	Q1: 107.41 (A+)	Q2: 103.23 (A+)	103.23% (A+)
	Q3: N/A	Q4: N/A	

Program Census Information:	# Children in Care During Quarter: 10	# Placements During Quarter: 14	# Children in Care On Last Day: 8
-----------------------------	---------------------------------------	---------------------------------	-----------------------------------

Quarterly Provider Comparisons to All CCIs

▼ — indicates average for all CCIs





DHS, DFCS, Office of Provider Management
Performance-Based Placement Measures
RBWO Provider GA+SCORECARD - CCI



Report Quarter: Q2 FY2017

Provider/Program Name: Carl Malone Foundation, Inc. - Mercy's Door III (1041) - CCI				
345 Rockman Way, Dalton, GA 30721 Phone: 706-217-6185 Vendor ID# 75482		Quarterly Scores (Grades)		Current Quarter Score (Grade)
		Q1: 107.41 (A+)	Q2: 103.23 (A+)	103.23% (A+)
		Q3: N/A	Q4: N/A	
Program Census Information:		# Children in Care During Quarter: 10	# Placements During Quarter: 14	# Children in Care On Last Day: 8
	Avg Performance All CCIs (%)	Provider Performance (%)*	Possible Points (Weight)	Provider Points Earned
OPM Monitoring Reviews				
Annual Comprehensive Reviews	89%	97%	25	24.15
Safety Reviews	95%	98%	15	14.77
Monitoring Sub-Total			40	38.91
CCI Safety Outcomes				
Incidence of Maltreatment	0.00%	No Substantiated Reports	10	10.00
Staff Training	75%	100%	10	10.00
Safety Sub-Total			20	20.00
CCI Permanency Outcomes				
Placement Stability	92%	80%	15	12.00
Permanency Sub-Total			15	12.00
CCI Well-Being Outcomes				
EPSDT Medical Visits	94%	100%	4	4.00
EPSDT Dental Visits	89%	100%	4	4.00
Academic Supports	77%	95%	3	2.85
Provider ECEM Visits	83%	96%	7	6.72
Provider General Contacts	80%	95%	7	6.65
Placements with Siblings	34%	43%	Not Scored	Not Scored
Placements within Legal County	16%	83%	Not Scored	Not Scored
Well-Being Sub-Total			25	24.22
*Performance calculation descriptions can be found in the FY 2017 RBWO PBP Measurements and Standards Guide.				

Monitoring & Outcomes: Possible Points = 100	Points Earned = 95.13
Score Before Incentives Credit	95.13%
Incentives Awarded	8.10 pts
PBP Verification	N/A pts
Total Score	103.23%



DHS, DFCS, Office of Provider Management
Performance-Based Placement Measures
RBWO Provider GA+SCORECARD - CCI



Report Quarter: Q2 FY2017

Provider/Program Name: Carl Malone Foundation, Inc. - Mercy's Door III (1041) - CCI

Program Census Information:		# Children in Care During Quarter: 10	# Placements During Quarter: 14	# Children in Care On Last Day: 8
CCI Incentive Credits	Avg Performance All CCIs (Points)	Provider Performance (%)*	Possible Points (Weight)	Provider Points Earned
Early EPSDT Medical Visits		100%	2	2.00
Early EPSDT Dental Visits		100%	2	2.00
Permanency Contacts		0%	5	0.00
Additional Academic Supports		5%	2	0.10
Active Agency Accreditation		0%	4	0.00
Staff Clinical Licensure		0%	5	0.00
Behavior Management (threshold = 0)		100%	4	4.00
Incentives Total	7.31		24	8.10
Maximum total combined incentive credit allowed is 10 points.			Incentives Awarded	8.10

*Performance calculation descriptions can be found in the FY 2017 RBWO PBP Measurements and Standards Guide.

Child Protective Services Investigations and Dispositions

The following investigations data, which is not used for scoring but is considered significant to a provider's performance, is from Georgia SHINES and is not considered final or complete until the end of the fiscal year.

Total Reports:	0	
Number Screened In:	0	
Number Screened Out:	0	
Number Substantiated:	0	
Number Unsubstantiated:	0	
Number Active CPS Investigations:	0	



DHS, DFCS, Office of Provider Management
Performance-Based Placement Measures
RBWO Provider GA+SCORECARD - CCI



Report Quarter: Q2 FY2017

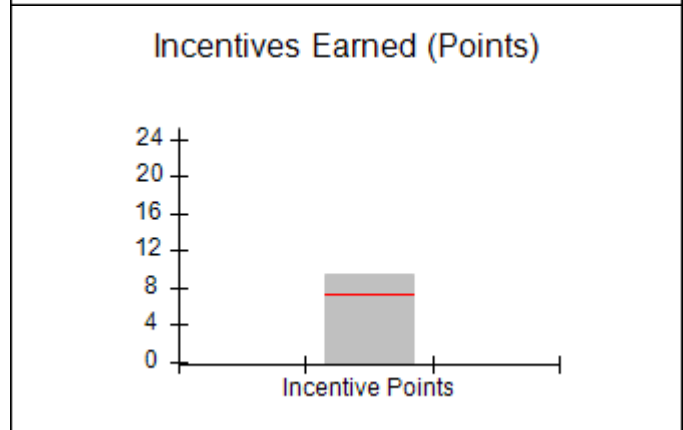
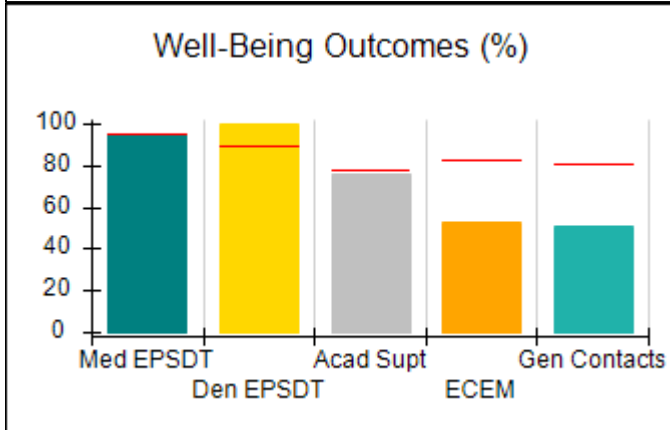
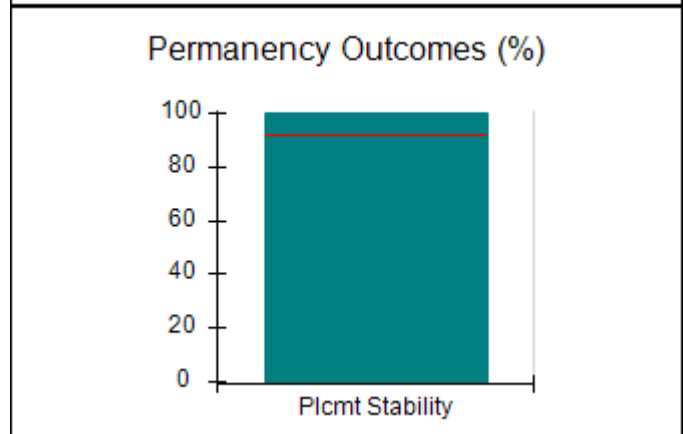
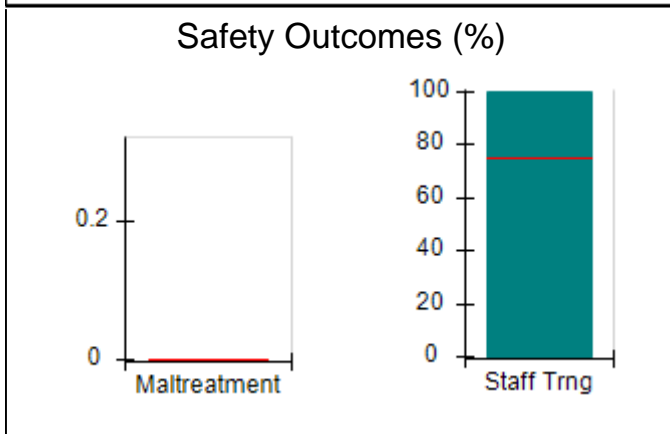
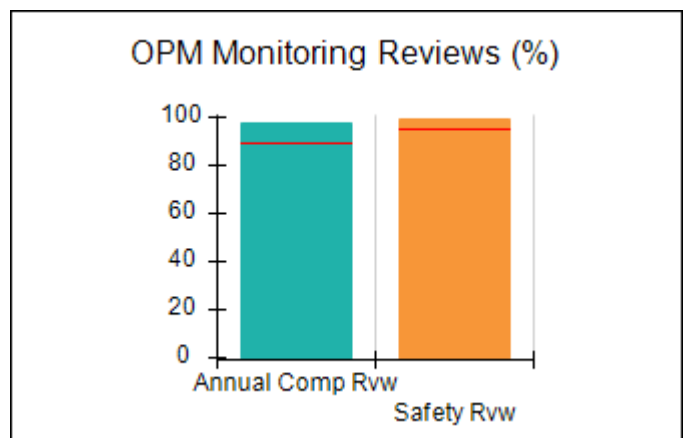
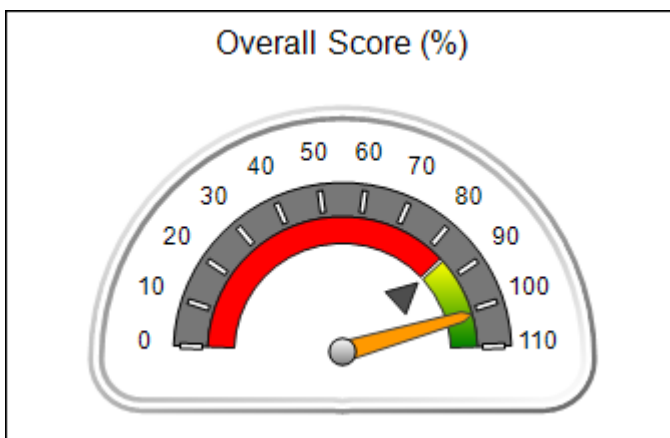
Provider/Program Name: Carrie Steele-Pitts Home, Inc. - (577) - CCI

667 Fairburn Rd., NW, Atlanta, GA 30331 Phone: 404-691-5187 Vendor ID# 35258	Quarterly Scores (Grades)		Current Quarter Score (Grade)
	Q1: 98.35 (A+)	Q2: 101.17 (A+)	101.17% (A+)
	Q3: N/A	Q4: N/A	

Program Census Information:	# Children in Care During Quarter: 23	# Placements During Quarter: 23	# Children in Care On Last Day: 22
-----------------------------	---------------------------------------	---------------------------------	------------------------------------

Quarterly Provider Comparisons to All CCIs

▼ — indicates average for all CCIs





DHS, DFCS, Office of Provider Management
Performance-Based Placement Measures
RBWO Provider GA+SCORECARD - CCI



Report Quarter: Q2 FY2017

Provider/Program Name: Carrie Steele-Pitts Home, Inc. - (577) - CCI				
667 Fairburn Rd., NW, Atlanta, GA 30331 Phone: 404-691-5187 Vendor ID# 35258		Quarterly Scores (Grades)		Current Quarter Score (Grade)
		Q1: 98.35 (A+)	Q2: 101.17 (A+)	101.17% (A+)
		Q3: N/A	Q4: N/A	
Program Census Information:		# Children in Care During Quarter: 23	# Placements During Quarter: 23	# Children in Care On Last Day: 22
	Avg Performance All CCIs (%)	Provider Performance (%)*	Possible Points (Weight)	Provider Points Earned
OPM Monitoring Reviews				
Annual Comprehensive Reviews	89%	98%	25	24.44
Safety Reviews	95%	99%	15	14.92
Monitoring Sub-Total			40	39.36
CCI Safety Outcomes				
Incidence of Maltreatment	0.00%	No Substantiated Reports	10	10.00
Staff Training	75%	100%	10	10.00
Safety Sub-Total			20	20.00
CCI Permanency Outcomes				
Placement Stability	92%	100%	15	15.00
Permanency Sub-Total			15	15.00
CCI Well-Being Outcomes				
EPSDT Medical Visits	94%	95%	4	3.80
EPSDT Dental Visits	89%	100%	4	4.00
Academic Supports	77%	76%	3	2.28
Provider ECEM Visits	83%	53%	7	3.71
Provider General Contacts	80%	51%	7	3.57
Placements with Siblings	34%	100%	Not Scored	Not Scored
Placements within Legal County	16%	25%	Not Scored	Not Scored
Well-Being Sub-Total			25	17.36
*Performance calculation descriptions can be found in the FY 2017 RBWO PBP Measurements and Standards Guide.				

Monitoring & Outcomes: Possible Points = 100	Points Earned = 91.72
Score Before Incentives Credit	91.72%
Incentives Awarded	9.45 pts
PBP Verification	N/A pts
Total Score	101.17%



DHS, DFCS, Office of Provider Management
Performance-Based Placement Measures
RBWO Provider GA+SCORECARD - CCI



Report Quarter: Q2 FY2017

Provider/Program Name: Carrie Steele-Pitts Home, Inc. - (577) - CCI

Program Census Information:		# Children in Care During Quarter: 23	# Placements During Quarter: 23	# Children in Care On Last Day: 22
CCI Incentive Credits	Avg Performance All CCIs (Points)	Provider Performance (%)*	Possible Points (Weight)	Provider Points Earned
Early EPSDT Medical Visits		89%	2	1.78
Early EPSDT Dental Visits		91%	2	1.82
Permanency Contacts		25%	5	1.25
Additional Academic Supports		30%	2	0.60
Active Agency Accreditation		0%	4	0.00
Staff Clinical Licensure		0%	5	0.00
Behavior Management (threshold = 0)		100%	4	4.00
Incentives Total	7.31		24	9.45
Maximum total combined incentive credit allowed is 10 points.			Incentives Awarded	9.45

*Performance calculation descriptions can be found in the FY 2017 RBWO PBP Measurements and Standards Guide.

Child Protective Services Investigations and Dispositions

The following investigations data, which is not used for scoring but is considered significant to a provider's performance, is from Georgia SHINES and is not considered final or complete until the end of the fiscal year.

Total Reports:	0	
Number Screened In:	0	
Number Screened Out:	0	
Number Substantiated:	0	
Number Unsubstantiated:	0	
Number Active CPS Investigations:	0	



**Performance-Based Placement Measures
RBWO Provider GA+SCORECARD - CCI**

Report Quarter: Q2 FY2017

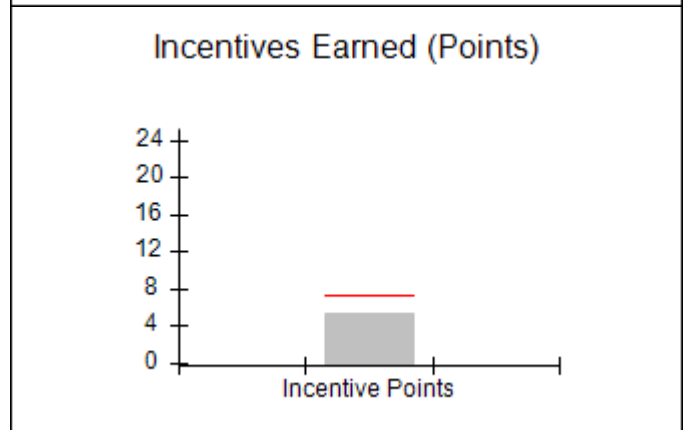
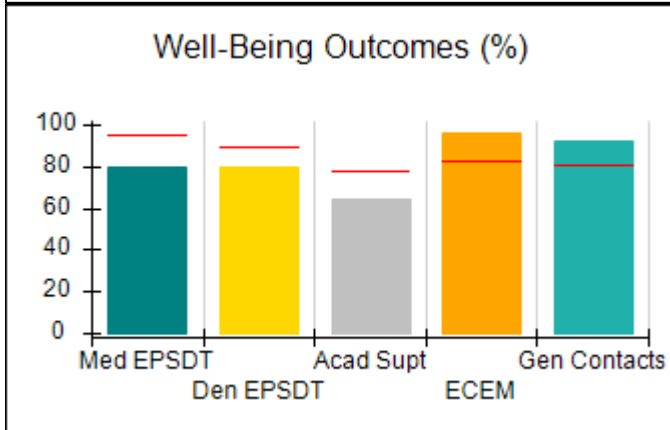
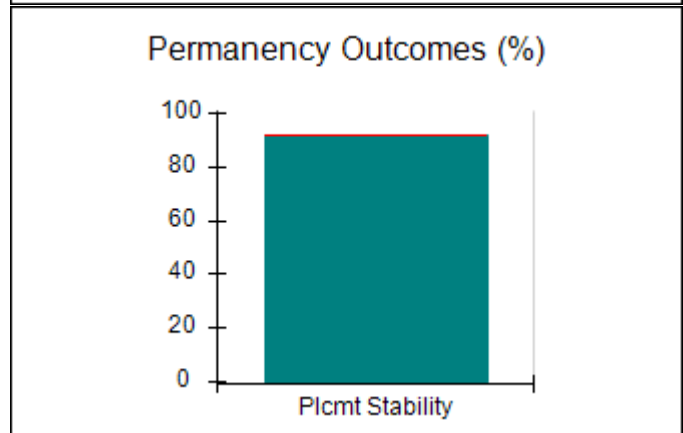
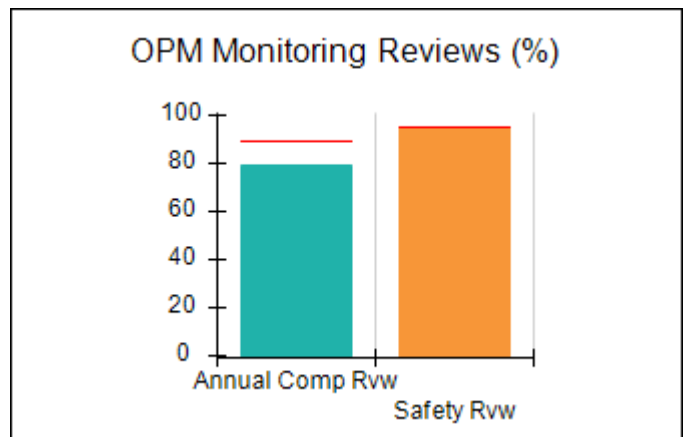
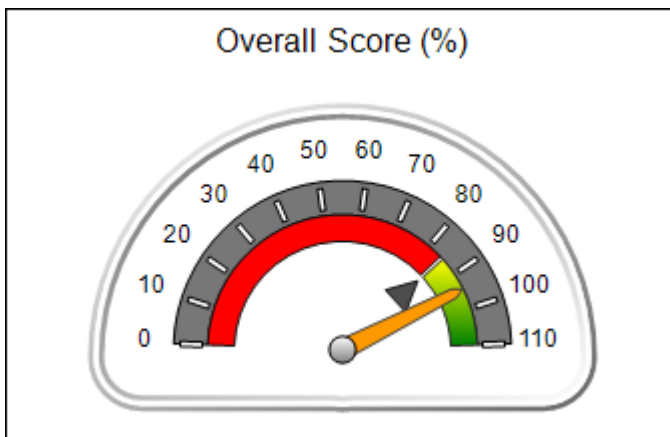
Provider/Program Name: Center for Children and Young Adults, The - Another Chance (578) - CCI

2221 Austell Rd., Marietta, GA 30008 Phone: 770-485-1641 Vendor ID# 35264	Quarterly Scores (Grades)		Current Quarter Score (Grade)
	Q1: 105.85 (A+)	Q2: 94.56 (A)	94.56%
	Q3: N/A	Q4: N/A	(A)

Program Census Information:	# Children in Care During Quarter: 12	# Placements During Quarter: 12	# Children in Care On Last Day: 9
-----------------------------	---------------------------------------	---------------------------------	-----------------------------------

Quarterly Provider Comparisons to All CCIs

▼ — indicates average for all CCIs





DHS, DFCS, Office of Provider Management
Performance-Based Placement Measures
RBWO Provider GA+SCORECARD - CCI



Report Quarter: Q2 FY2017

Provider/Program Name: Center for Children and Young Adults, The - Another Chance (578) - CCI

2221 Austell Rd., Marietta, GA 30008 Phone: 770-485-1641 Vendor ID# 35264	Quarterly Scores (Grades)		Current Quarter Score (Grade)
	Q1: 105.85 (A+)	Q2: 94.56 (A)	94.56%
	Q3: N/A	Q4: N/A	(A)

Program Census Information:	# Children in Care During Quarter: 12	# Placements During Quarter: 12	# Children in Care On Last Day: 9
-----------------------------	---------------------------------------	---------------------------------	-----------------------------------

	Avg Performance All CCIs (%)	Provider Performance (%)*	Possible Points (Weight)	Provider Points Earned
--	------------------------------	---------------------------	--------------------------	------------------------

OPM Monitoring Reviews

Annual Comprehensive Reviews	89%	79%	25	19.74
Safety Reviews	95%	95%	15	14.27
Monitoring Sub-Total			40	34.01

CCI Safety Outcomes

Incidence of Maltreatment	0.00%	No Substantiated Reports	10	10.00
Staff Training	75%	100%	10	10.00
Safety Sub-Total			20	20.00

CCI Permanency Outcomes

Placement Stability	92%	92%	15	13.80
Permanency Sub-Total			15	13.80

CCI Well-Being Outcomes

EPSDT Medical Visits	94%	80%	4	3.20
EPSDT Dental Visits	89%	80%	4	3.20
Academic Supports	77%	64%	3	1.92
Provider ECEM Visits	83%	96%	7	6.72
Provider General Contacts	80%	92%	7	6.44
Placements with Siblings	34%	0%	Not Scored	Not Scored
Placements within Legal County	16%	20%	Not Scored	Not Scored
Well-Being Sub-Total			25	21.48

*Performance calculation descriptions can be found in the FY 2017 RBWO PBP Measurements and Standards Guide.

Monitoring & Outcomes: Possible Points = 100		Points Earned = 89.29	
Score Before Incentives Credit			89.29%
Incentives Awarded			5.27 pts
PBP Verification			N/A pts
Total Score			94.56%



DHS, DFCS, Office of Provider Management
Performance-Based Placement Measures
RBWO Provider GA+SCORECARD - CCI



Report Quarter: Q2 FY2017

Provider/Program Name: Center for Children and Young Adults, The - Another Chance (578) - CCI

Program Census Information:		# Children in Care During Quarter: 12	# Placements During Quarter: 12	# Children in Care On Last Day: 9
CCI Incentive Credits	Avg Performance All CCIs (Points)	Provider Performance (%)*	Possible Points (Weight)	Provider Points Earned
Early EPSDT Medical Visits		0%	2	0.00
Early EPSDT Dental Visits		0%	2	0.00
Permanency Contacts		9%	5	0.45
Additional Academic Supports		41%	2	0.82
Active Agency Accreditation		0%	4	0.00
Staff Clinical Licensure		0%	5	0.00
Behavior Management (threshold = 0)		100%	4	4.00
Incentives Total	7.31		24	5.27
Maximum total combined incentive credit allowed is 10 points.			Incentives Awarded	5.27

*Performance calculation descriptions can be found in the FY 2017 RBWO PBP Measurements and Standards Guide.

Child Protective Services Investigations and Dispositions	
The following investigations data, which is not used for scoring but is considered significant to a provider's performance, is from Georgia SHINES and is not considered final or complete until the end of the fiscal year.	
Total Reports:	0
Number Screened In:	0
Number Screened Out:	0
Number Substantiated:	0
Number Unsubstantiated:	0
Number Active CPS Investigations:	0



DHS, DFCS, Office of Provider Management
Performance-Based Placement Measures
RBWO Provider GA+SCORECARD - CCI



Report Quarter: Q2 FY2017

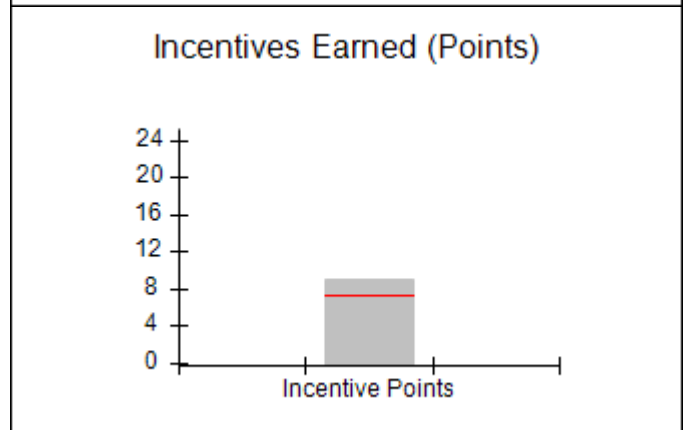
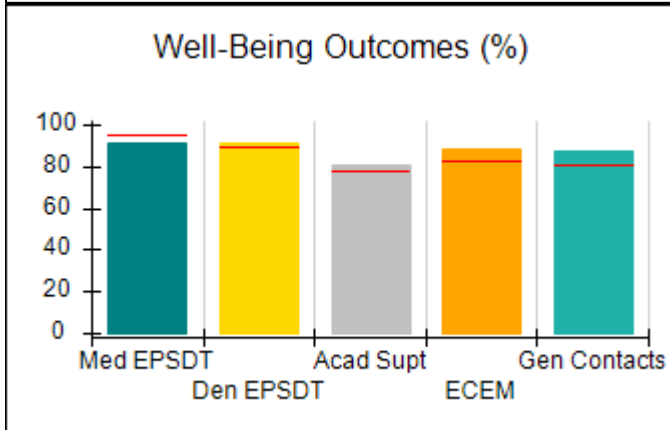
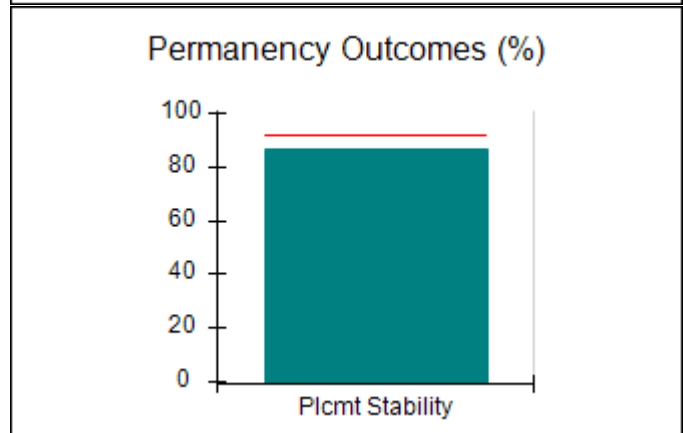
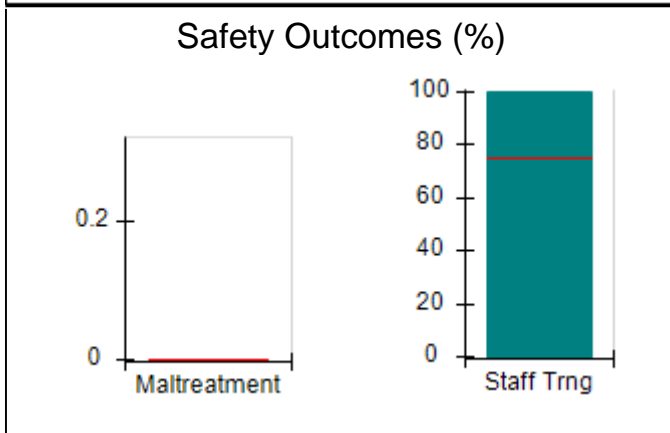
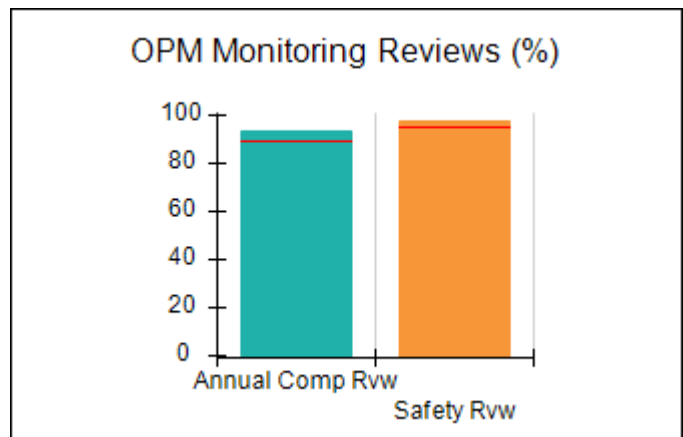
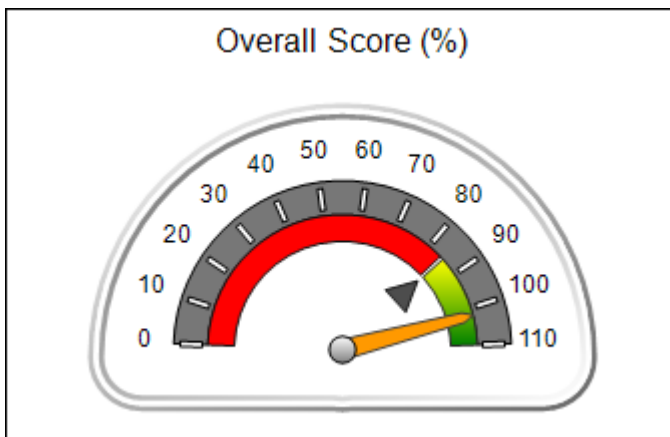
Provider/Program Name: Center for Children and Young Adults, The - Open Gate (579) - CCI

2221 Austell Rd., Marietta, GA 30008 Phone: 770-485-1630 Vendor ID# 35262	Quarterly Scores (Grades)		Current Quarter Score (Grade)
	Q1: 105.93 (A+)	Q2: 102.03 (A+)	102.03% (A+)
	Q3: N/A	Q4: N/A	

Program Census Information:	# Children in Care During Quarter: 15	# Placements During Quarter: 15	# Children in Care On Last Day: 7
-----------------------------	---------------------------------------	---------------------------------	-----------------------------------

Quarterly Provider Comparisons to All CCIs

▼ — indicates average for all CCIs





DHS, DFCS, Office of Provider Management
Performance-Based Placement Measures
RBWO Provider GA+SCORECARD - CCI



Report Quarter: Q2 FY2017

Provider/Program Name: Center for Children and Young Adults, The - Open Gate (579) - CCI

2221 Austell Rd., Marietta, GA 30008 Phone: 770-485-1630 Vendor ID# 35262	Quarterly Scores (Grades)		Current Quarter Score (Grade)
	Q1: 105.93 (A+)	Q2: 102.03 (A+)	102.03%
	Q3: N/A	Q4: N/A	(A+)

Program Census Information:	# Children in Care During Quarter: 15	# Placements During Quarter: 15	# Children in Care On Last Day: 7
------------------------------------	--	--	--

	Avg Performance All CCIs (%)	Provider Performance (%)*	Possible Points (Weight)	Provider Points Earned
--	-------------------------------------	----------------------------------	---------------------------------	-------------------------------

OPM Monitoring Reviews

Annual Comprehensive Reviews	89%	94%	25	23.43
Safety Reviews	95%	97%	15	14.61
Monitoring Sub-Total			40	38.04

CCI Safety Outcomes

Incidence of Maltreatment	0.00%	No Substantiated Reports	10	10.00
Staff Training	75%	100%	10	10.00
Safety Sub-Total			20	20.00

CCI Permanency Outcomes

Placement Stability	92%	87%	15	13.05
Permanency Sub-Total			15	13.05

CCI Well-Being Outcomes

EPSDT Medical Visits	94%	91%	4	3.64
EPSDT Dental Visits	89%	91%	4	3.64
Academic Supports	77%	81%	3	2.43
Provider ECEM Visits	83%	88%	7	6.16
Provider General Contacts	80%	87%	7	6.09
Placements with Siblings	34%	43%	Not Scored	Not Scored
Placements within Legal County	16%	50%	Not Scored	Not Scored
Well-Being Sub-Total			25	21.96

*Performance calculation descriptions can be found in the FY 2017 RBWO PBP Measurements and Standards Guide.

Monitoring & Outcomes: Possible Points = 100		Points Earned = 93.05	
Score Before Incentives Credit			93.05%
Incentives Awarded			8.98 pts
PBP Verification			N/A pts
Total Score			102.03%



DHS, DFCS, Office of Provider Management
Performance-Based Placement Measures
RBWO Provider GA+SCORECARD - CCI



Report Quarter: Q2 FY2017

Provider/Program Name: Center for Children and Young Adults, The - Open Gate (579) - CCI

Program Census Information:		# Children in Care During Quarter: 15	# Placements During Quarter: 15	# Children in Care On Last Day: 7
CCI Incentive Credits	Avg Performance All CCIs (Points)	Provider Performance (%)*	Possible Points (Weight)	Provider Points Earned
Early EPSDT Medical Visits		83%	2	1.66
Early EPSDT Dental Visits		86%	2	1.72
Permanency Contacts		0%	5	0.00
Additional Academic Supports		80%	2	1.60
Active Agency Accreditation		0%	4	0.00
Staff Clinical Licensure		0%	5	0.00
Behavior Management (threshold = 0)		100%	4	4.00
Incentives Total	7.31		24	8.98
Maximum total combined incentive credit allowed is 10 points.			Incentives Awarded	8.98

*Performance calculation descriptions can be found in the FY 2017 RBWO PBP Measurements and Standards Guide.

Child Protective Services Investigations and Dispositions	
The following investigations data, which is not used for scoring but is considered significant to a provider's performance, is from Georgia SHINES and is not considered final or complete until the end of the fiscal year.	
Total Reports:	0
Number Screened In:	0
Number Screened Out:	0
Number Substantiated:	0
Number Unsubstantiated:	0
Number Active CPS Investigations:	0



DHS, DFCS, Office of Provider Management
Performance-Based Placement Measures
RBWO Provider GA+SCORECARD - CCI



Report Quarter: Q2 FY2017

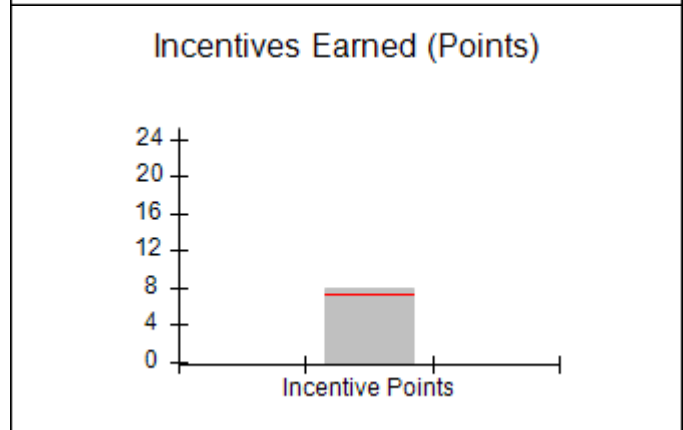
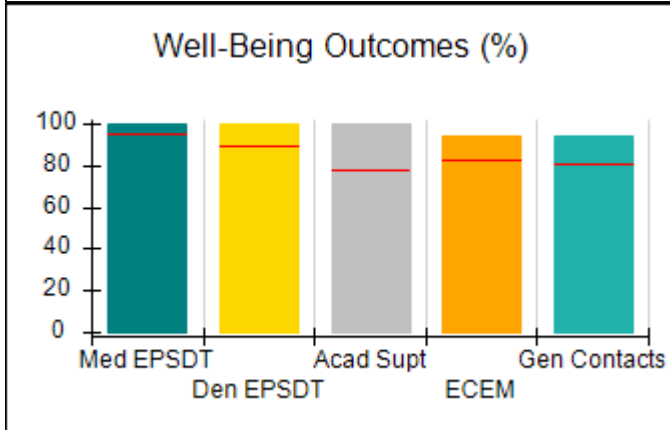
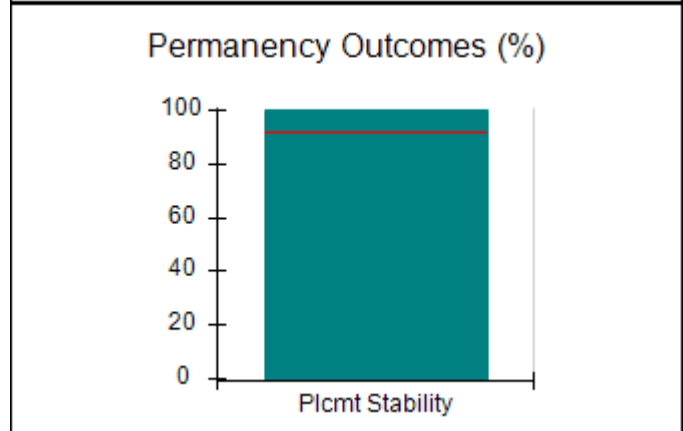
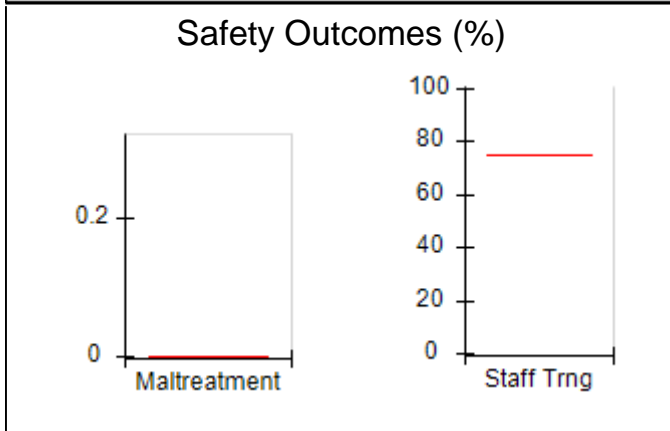
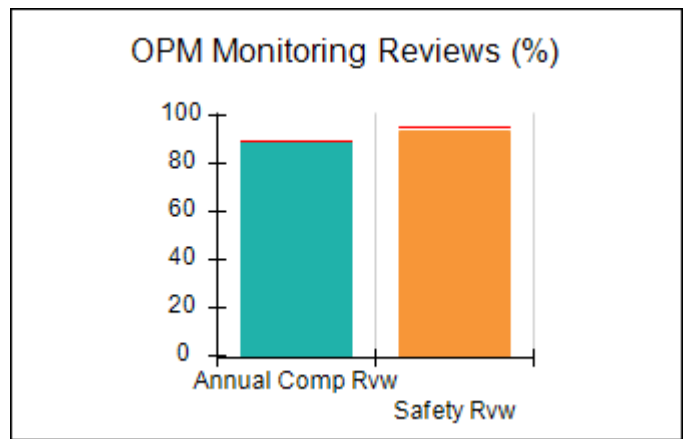
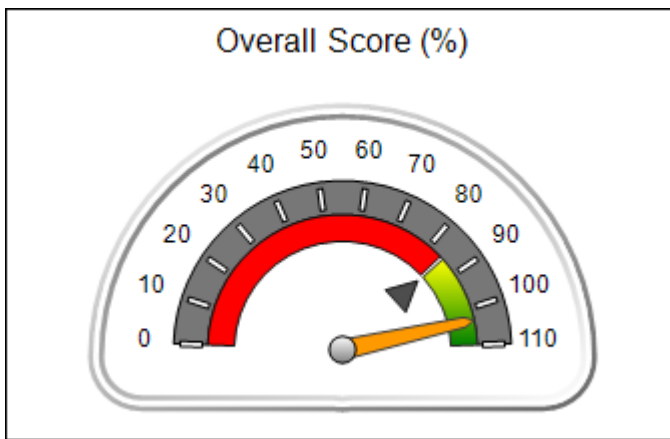
Provider/Program Name: Chestnut Manor - (581) - CCI

8673 Chestnut Ln., Lithia Springs, GA 30122 Phone: 770 489 4168 Vendor ID# 35269	Quarterly Scores (Grades)		Current Quarter Score (Grade)
	Q1: 95.00 (A)	Q2: 103.38 (A+)	103.38% (A+)
	Q3: N/A	Q4: N/A	

Program Census Information:	# Children in Care During Quarter: 6	# Placements During Quarter: 6	# Children in Care On Last Day: 4
-----------------------------	--------------------------------------	--------------------------------	-----------------------------------

Quarterly Provider Comparisons to All CCIs

▼ — indicates average for all CCIs





DHS, DFCS, Office of Provider Management
Performance-Based Placement Measures
RBWO Provider GA+SCORECARD - CCI



Report Quarter: Q2 FY2017

Provider/Program Name: Chestnut Manor - (581) - CCI				
8673 Chestnut Ln., Lithia Springs, GA 30122 Phone: 770 489 4168 Vendor ID# 35269		Quarterly Scores (Grades)		Current Quarter Score (Grade)
		Q1: 95.00 (A)	Q2: 103.38 (A+)	103.38% (A+)
		Q3: N/A	Q4: N/A	
Program Census Information:		# Children in Care During Quarter: 6	# Placements During Quarter: 6	# Children in Care On Last Day: 4
	Avg Performance All CCIs (%)	Provider Performance (%)*	Possible Points (Weight)	Provider Points Earned
OPM Monitoring Reviews				
Annual Comprehensive Reviews	89%	89%	25	22.25
Safety Reviews	95%	93%	15	13.97
Monitoring Sub-Total			40	36.22
CCI Safety Outcomes				
Incidence of Maltreatment	0.00%	No Substantiated Reports	20	20.00
Staff Training	75%	Not Eligible		
Safety Sub-Total			20	20.00
CCI Permanency Outcomes				
Placement Stability	92%	100%	15	15.00
Permanency Sub-Total			15	15.00
CCI Well-Being Outcomes				
EPSDT Medical Visits	94%	100%	4	4.00
EPSDT Dental Visits	89%	100%	4	4.00
Academic Supports	77%	100%	3	3.00
Provider ECEM Visits	83%	94%	7	6.58
Provider General Contacts	80%	94%	7	6.58
Placements with Siblings	34%	Not Eligible	Not Scored	Not Scored
Placements within Legal County	16%	Not Eligible	Not Scored	Not Scored
Well-Being Sub-Total			25	24.16
*Performance calculation descriptions can be found in the FY 2017 RBWO PBP Measurements and Standards Guide.				

Monitoring & Outcomes: Possible Points = 100	Points Earned = 95.38
Score Before Incentives Credit	95.38%
Incentives Awarded	8.00 pts
PBP Verification	N/A pts
Total Score	103.38%



DHS, DFCS, Office of Provider Management
Performance-Based Placement Measures
RBWO Provider GA+SCORECARD - CCI



Report Quarter: Q2 FY2017

Provider/Program Name: Chestnut Manor - (581) - CCI

Program Census Information:		# Children in Care During Quarter: 6	# Placements During Quarter: 6	# Children in Care On Last Day: 4
CCI Incentive Credits	Avg Performance All CCIs (Points)	Provider Performance (%)*	Possible Points (Weight)	Provider Points Earned
Early EPSDT Medical Visits		100%	2	2.00
Early EPSDT Dental Visits		100%	2	2.00
Permanency Contacts		0%	5	0.00
Additional Academic Supports		0%	2	0.00
Active Agency Accreditation		0%	4	0.00
Staff Clinical Licensure		0%	5	0.00
Behavior Management (threshold = 0)		100%	4	4.00
Incentives Total	7.31		24	8.00
Maximum total combined incentive credit allowed is 10 points.			Incentives Awarded	8.00

*Performance calculation descriptions can be found in the FY 2017 RBWO PBP Measurements and Standards Guide.

Child Protective Services Investigations and Dispositions

The following investigations data, which is not used for scoring but is considered significant to a provider's performance, is from Georgia SHINES and is not considered final or complete until the end of the fiscal year.

Total Reports:	0	
Number Screened In:	0	
Number Screened Out:	0	
Number Substantiated:	0	
Number Unsubstantiated:	0	
Number Active CPS Investigations:	0	



DHS, DFCS, Office of Provider Management
Performance-Based Placement Measures
RBWO Provider GA+SCORECARD - CCI



Report Quarter: Q2 FY2017

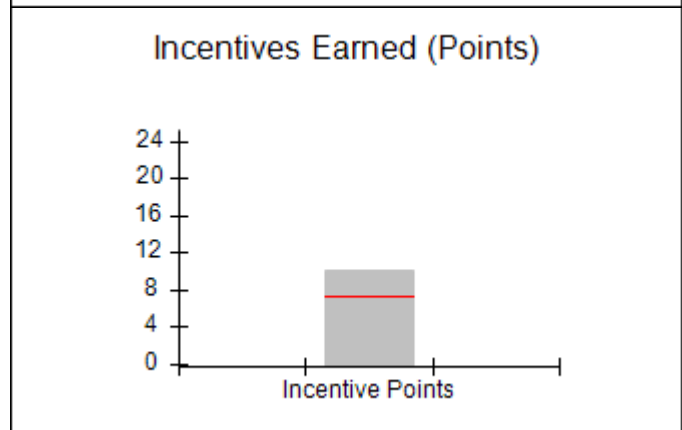
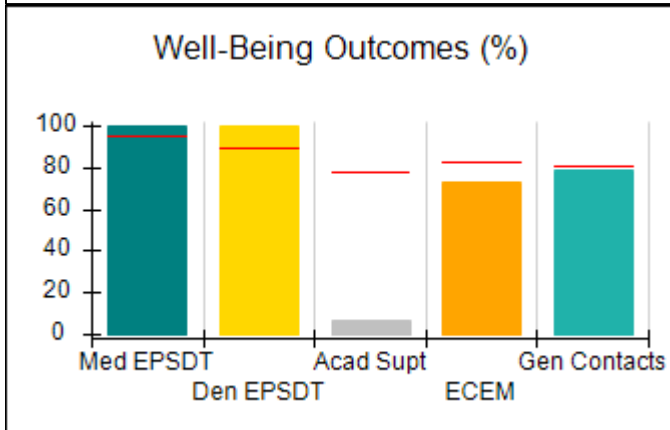
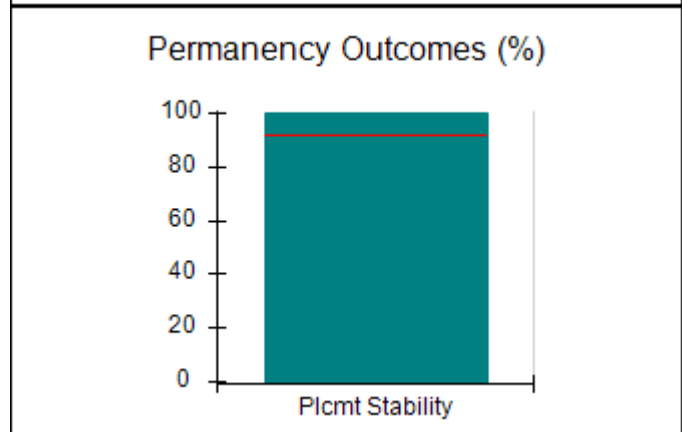
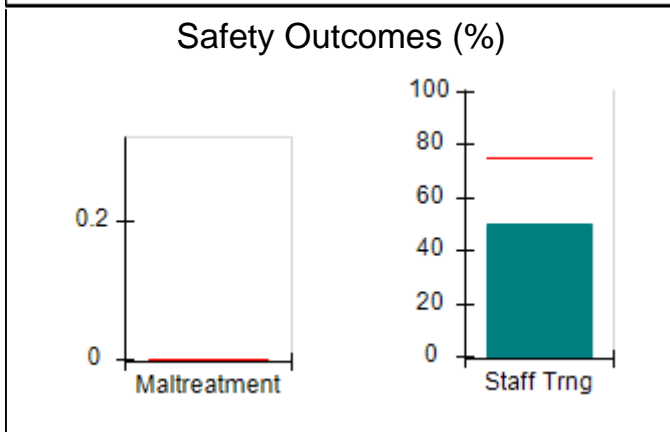
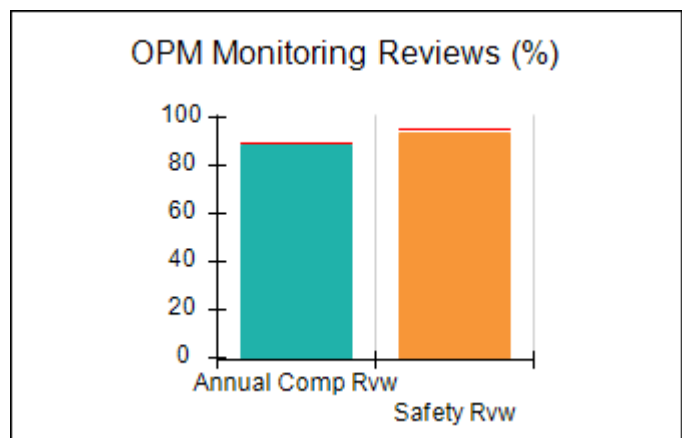
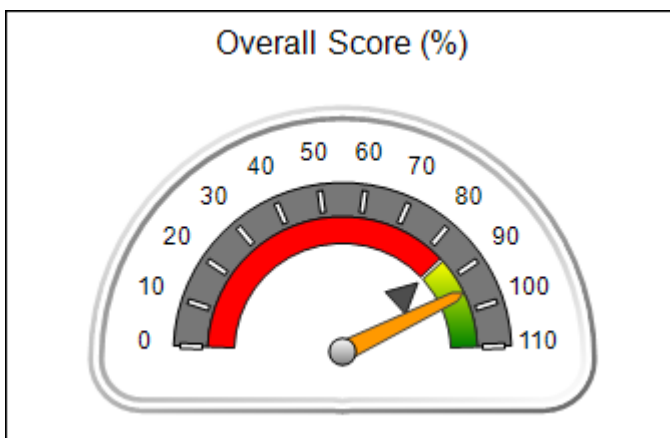
Provider/Program Name: CHRIS 180 Inc. - Dekalb (597) - CCI

2914 Cocklebur Trail, Decatur, GA 30334 Phone: (404) 284-0109 Vendor ID# 35278	Quarterly Scores (Grades)		Current Quarter Score (Grade)
	Q1: 91.49 (A-)	Q2: 95.03 (A)	95.03% (A)
	Q3: N/A	Q4: N/A	

Program Census Information:	# Children in Care During Quarter: 8	# Placements During Quarter: 8	# Children in Care On Last Day: 5
-----------------------------	--------------------------------------	--------------------------------	-----------------------------------

Quarterly Provider Comparisons to All CCIs

▼ — indicates average for all CCIs





DHS, DFCS, Office of Provider Management
Performance-Based Placement Measures
RBWO Provider GA+SCORECARD - CCI



Report Quarter: Q2 FY2017

Provider/Program Name: CHRIS 180 Inc. - Dekalb (597) - CCI				
2914 Cocklebur Trail, Decatur, GA 30334 Phone: (404) 284-0109 Vendor ID# 35278		Quarterly Scores (Grades)		Current Quarter Score (Grade)
		Q1: 91.49 (A-)	Q2: 95.03 (A)	95.03% (A)
		Q3: N/A	Q4: N/A	
Program Census Information:		# Children in Care During Quarter: 8	# Placements During Quarter: 8	# Children in Care On Last Day: 5
	Avg Performance All CCIs (%)	Provider Performance (%)*	Possible Points (Weight)	Provider Points Earned
OPM Monitoring Reviews				
Annual Comprehensive Reviews	89%	88%	25	22.10
Safety Reviews	95%	94%	15	14.08
Monitoring Sub-Total			40	36.18
CCI Safety Outcomes				
Incidence of Maltreatment	0.00%	No Substantiated Reports	10	10.00
Staff Training	75%	50%	10	5.00
Safety Sub-Total			20	15.00
CCI Permanency Outcomes				
Placement Stability	92%	100%	15	15.00
Permanency Sub-Total			15	15.00
CCI Well-Being Outcomes				
EPSDT Medical Visits	94%	100%	4	4.00
EPSDT Dental Visits	89%	100%	4	4.00
Academic Supports	77%	7%	3	0.21
Provider ECEM Visits	83%	73%	7	5.11
Provider General Contacts	80%	79%	7	5.53
Placements with Siblings	34%	Not Eligible	Not Scored	Not Scored
Placements within Legal County	16%	0%	Not Scored	Not Scored
Well-Being Sub-Total			25	18.85
*Performance calculation descriptions can be found in the FY 2017 RBWO PBP Measurements and Standards Guide.				

Monitoring & Outcomes: Possible Points = 100	Points Earned = 85.03
Score Before Incentives Credit	85.03%
Incentives Awarded	10.00 pts
PBP Verification	N/A pts
Total Score	95.03%



DHS, DFCS, Office of Provider Management
Performance-Based Placement Measures
RBWO Provider GA+SCORECARD - CCI



Report Quarter: Q2 FY2017

Provider/Program Name: CHRIS 180 Inc. - Dekalb (597) - CCI

Program Census Information:		# Children in Care During Quarter: 8	# Placements During Quarter: 8	# Children in Care On Last Day: 5
CCI Incentive Credits	Avg Performance All CCIs (Points)	Provider Performance (%)*	Possible Points (Weight)	Provider Points Earned
Early EPSDT Medical Visits		100%	2	2.00
Early EPSDT Dental Visits		100%	2	2.00
Permanency Contacts		0%	5	0.00
Additional Academic Supports		0%	2	0.00
Active Agency Accreditation		50%	4	2.00
Staff Clinical Licensure		0%	5	0.00
Behavior Management (threshold = 0)		100%	4	4.00
Incentives Total	7.31		24	10.00
Maximum total combined incentive credit allowed is 10 points.			Incentives Awarded	10.00

*Performance calculation descriptions can be found in the FY 2017 RBWO PBP Measurements and Standards Guide.

Child Protective Services Investigations and Dispositions

The following investigations data, which is not used for scoring but is considered significant to a provider's performance, is from Georgia SHINES and is not considered final or complete until the end of the fiscal year.

Total Reports:	3	
Number Screened In:	0	
Number Screened Out:	3	
Number Substantiated:	0	
Number Unsubstantiated:	0	
Number Active CPS Investigations:	0	



DHS, DFCS, Office of Provider Management
Performance-Based Placement Measures
RBWO Provider GA+SCORECARD - CCI



Report Quarter: Q2 FY2017

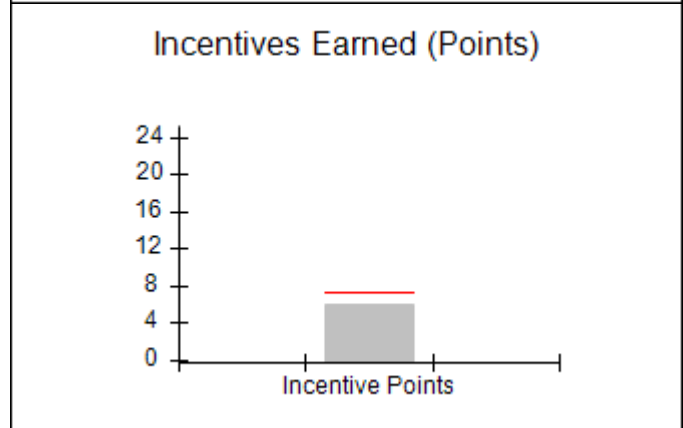
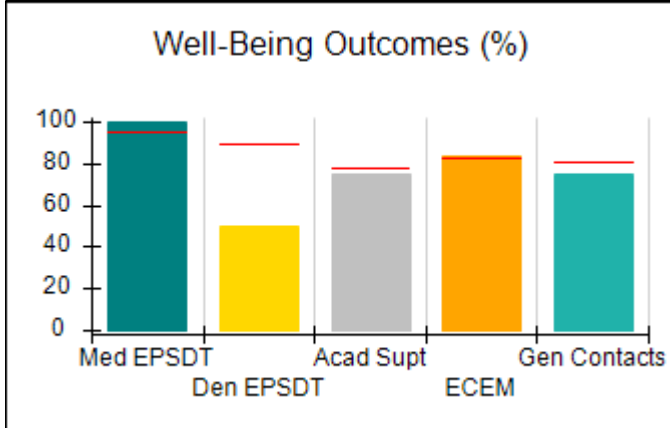
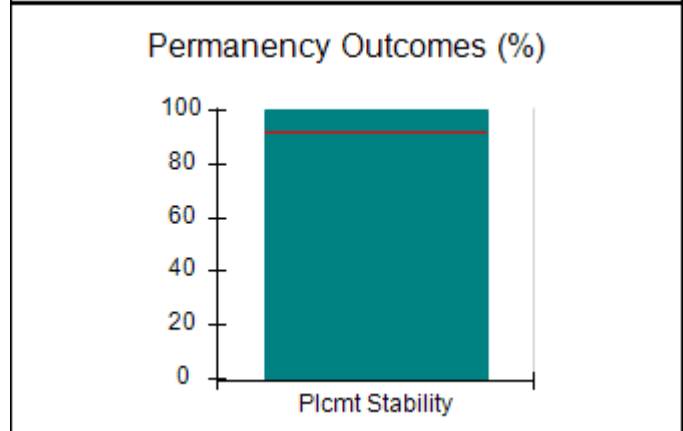
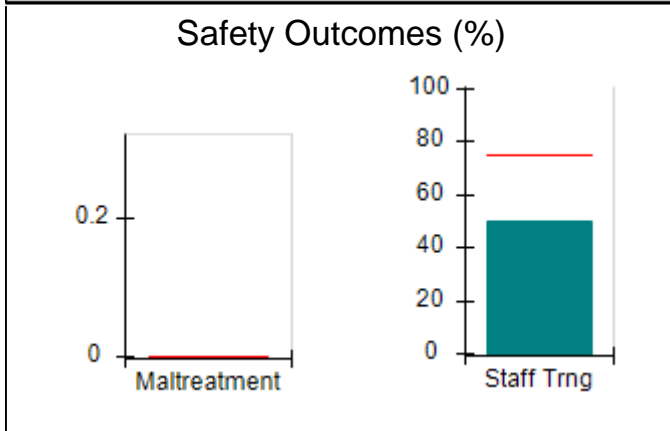
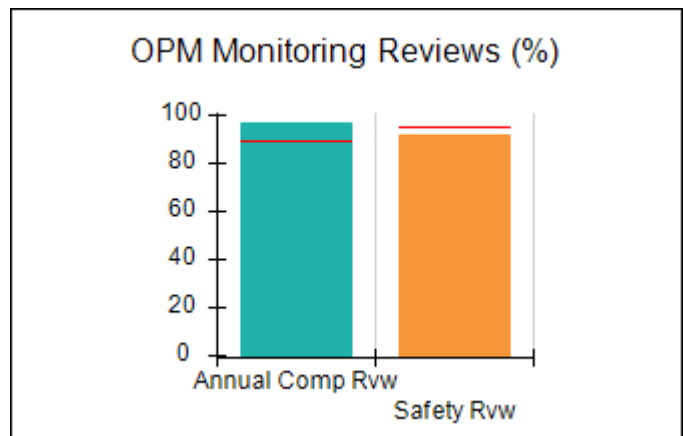
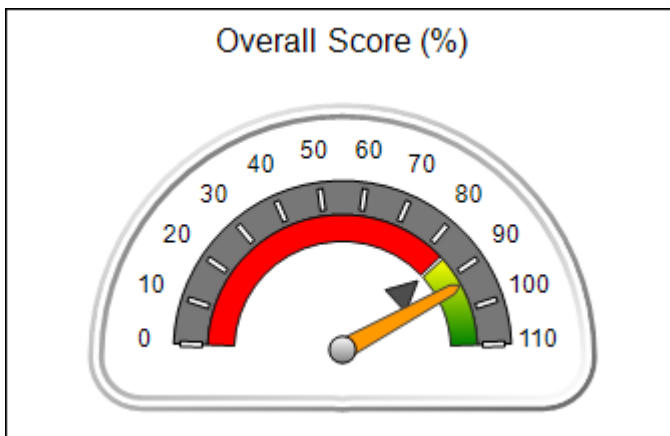
Provider/Program Name: CHRIS 180 Inc. - Douglas (598) - CCI

3819 Chattahoochee Dr., Douglasville, GA 30135 Phone: 404-942-1540 Vendor ID# 35277	Quarterly Scores (Grades)		Current Quarter Score (Grade)
	Q1: 97.53 (A+)	Q2: 93.34 (A-)	93.34% (A-)
	Q3: N/A	Q4: N/A	

Program Census Information:	# Children in Care During Quarter: 6	# Placements During Quarter: 6	# Children in Care On Last Day: 1
-----------------------------	--------------------------------------	--------------------------------	-----------------------------------

Quarterly Provider Comparisons to All CCIs

▼ — indicates average for all CCIs





DHS, DFCS, Office of Provider Management
Performance-Based Placement Measures
RBWO Provider GA+SCORECARD - CCI



Report Quarter: Q2 FY2017

Provider/Program Name: CHRIS 180 Inc. - Douglas (598) - CCI				
3819 Chattahoochee Dr., Douglasville, GA 30135 Phone: 404-942-1540 Vendor ID# 35277		Quarterly Scores (Grades)		Current Quarter Score (Grade)
		Q1: 97.53 (A+)	Q2: 93.34 (A-)	93.34% (A-)
		Q3: N/A	Q4: N/A	
Program Census Information:		# Children in Care During Quarter: 6	# Placements During Quarter: 6	# Children in Care On Last Day: 1
	Avg Performance All CCIs (%)	Provider Performance (%)*	Possible Points (Weight)	Provider Points Earned
OPM Monitoring Reviews				
Annual Comprehensive Reviews	89%	97%	25	24.27
Safety Reviews	95%	92%	15	13.76
Monitoring Sub-Total			40	38.03
CCI Safety Outcomes				
Incidence of Maltreatment	0.00%	No Substantiated Reports	10	10.00
Staff Training	75%	50%	10	5.00
Safety Sub-Total			20	15.00
CCI Permanency Outcomes				
Placement Stability	92%	100%	15	15.00
Permanency Sub-Total			15	15.00
CCI Well-Being Outcomes				
EPSDT Medical Visits	94%	100%	4	4.00
EPSDT Dental Visits	89%	50%	4	2.00
Academic Supports	77%	75%	3	2.25
Provider ECEM Visits	83%	83%	7	5.81
Provider General Contacts	80%	75%	7	5.25
Placements with Siblings	34%	Not Eligible	Not Scored	Not Scored
Placements within Legal County	16%	0%	Not Scored	Not Scored
Well-Being Sub-Total			25	19.31
*Performance calculation descriptions can be found in the FY 2017 RBWO PBP Measurements and Standards Guide.				

Monitoring & Outcomes: Possible Points = 100	Points Earned = 87.34
Score Before Incentives Credit	87.34%
Incentives Awarded	6.00 pts
PBP Verification	N/A pts
Total Score	93.34%



DHS, DFCS, Office of Provider Management
Performance-Based Placement Measures
RBWO Provider GA+SCORECARD - CCI



Report Quarter: Q2 FY2017

Provider/Program Name: CHRIS 180 Inc. - Douglas (598) - CCI

Program Census Information:		# Children in Care During Quarter: 6	# Placements During Quarter: 6	# Children in Care On Last Day: 1
CCI Incentive Credits	Avg Performance All CCIs (Points)	Provider Performance (%)*	Possible Points (Weight)	Provider Points Earned
Early EPSDT Medical Visits		Not Eligible	2	
Early EPSDT Dental Visits		0%	2	0.00
Permanency Contacts		0%	5	0.00
Additional Academic Supports		0%	2	0.00
Active Agency Accreditation		50%	4	2.00
Staff Clinical Licensure		0%	5	0.00
Behavior Management (threshold = 0)		100%	4	4.00
Incentives Total	7.31		24	6.00
Maximum total combined incentive credit allowed is 10 points.			Incentives Awarded	6.00

*Performance calculation descriptions can be found in the FY 2017 RBWO PBP Measurements and Standards Guide.

Child Protective Services Investigations and Dispositions

The following investigations data, which is not used for scoring but is considered significant to a provider's performance, is from Georgia SHINES and is not considered final or complete until the end of the fiscal year.

Total Reports:	0	
Number Screened In:	0	
Number Screened Out:	0	
Number Substantiated:	0	
Number Unsubstantiated:	0	
Number Active CPS Investigations:	0	



DHS, DFCS, Office of Provider Management
Performance-Based Placement Measures
RBWO Provider GA+SCORECARD - CCI



Report Quarter: Q2 FY2017

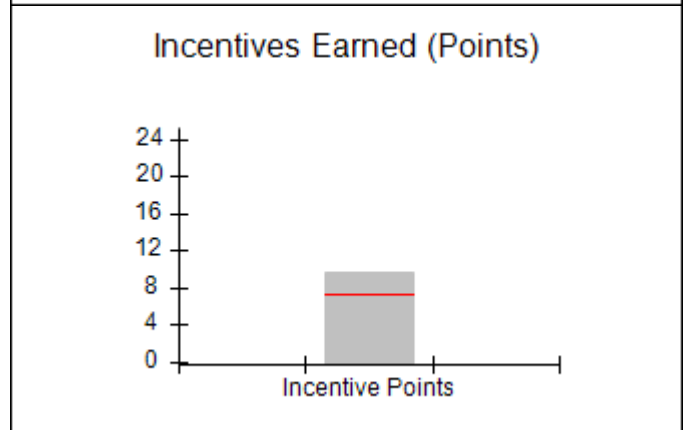
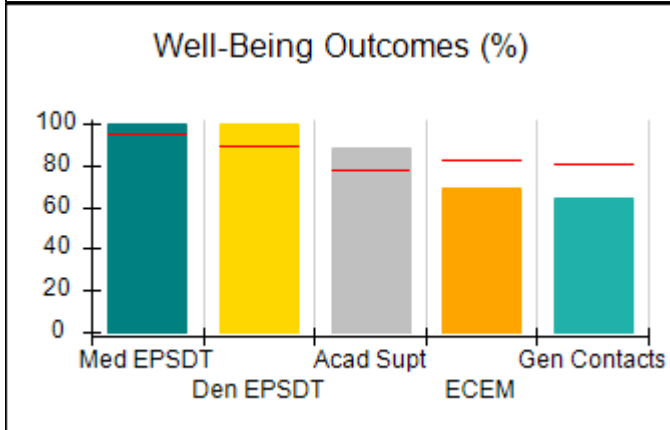
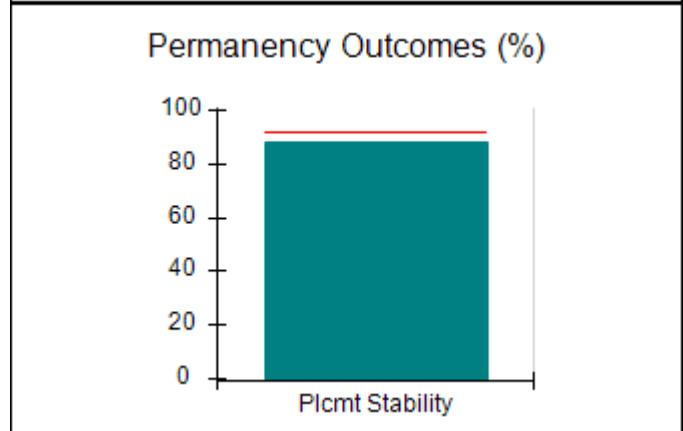
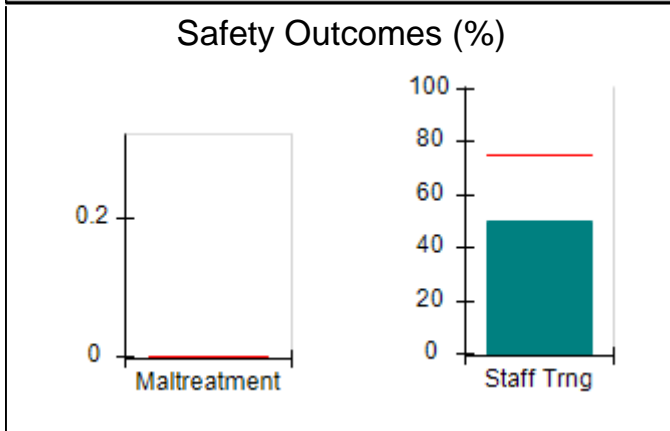
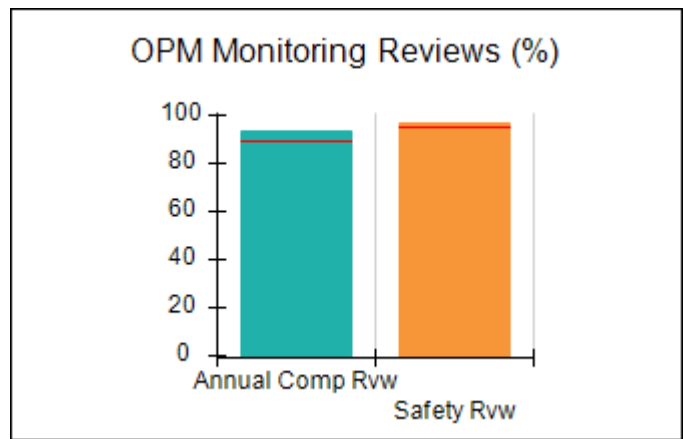
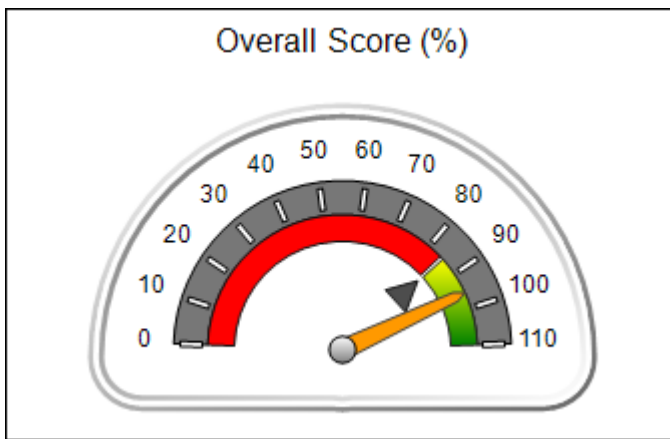
Provider/Program Name: CHRIS 180 Inc. - Ellenwood (599) - CCI

4489 Northwind Dr., Ellenwood, GA 30294 Phone: 404-212-5035 Vendor ID# 35282	Quarterly Scores (Grades)		Current Quarter Score (Grade)
	Q1: 97.63 (A+)	Q2: 95.66 (A)	95.66% (A)
	Q3: N/A	Q4: N/A	

Program Census Information:	# Children in Care During Quarter: 8	# Placements During Quarter: 8	# Children in Care On Last Day: 4
-----------------------------	--------------------------------------	--------------------------------	-----------------------------------

Quarterly Provider Comparisons to All CCIs

▼ — indicates average for all CCIs





DHS, DFCS, Office of Provider Management
Performance-Based Placement Measures
RBWO Provider GA+SCORECARD - CCI



Report Quarter: Q2 FY2017

Provider/Program Name: CHRIS 180 Inc. - Ellenwood (599) - CCI				
4489 Northwind Dr., Ellenwood, GA 30294 Phone: 404-212-5035 Vendor ID# 35282		Quarterly Scores (Grades)		Current Quarter Score (Grade)
		Q1: 97.63 (A+)	Q2: 95.66 (A)	95.66% (A)
		Q3: N/A	Q4: N/A	
Program Census Information:		# Children in Care During Quarter: 8	# Placements During Quarter: 8	# Children in Care On Last Day: 4
	Avg Performance All CCIs (%)	Provider Performance (%)*	Possible Points (Weight)	Provider Points Earned
OPM Monitoring Reviews				
Annual Comprehensive Reviews	89%	94%	25	23.38
Safety Reviews	95%	97%	15	14.55
Monitoring Sub-Total			40	37.93
CCI Safety Outcomes				
Incidence of Maltreatment	0.00%	No Substantiated Reports	10	10.00
Staff Training	75%	50%	10	5.00
Safety Sub-Total			20	15.00
CCI Permanency Outcomes				
Placement Stability	92%	88%	15	13.20
Permanency Sub-Total			15	13.20
CCI Well-Being Outcomes				
EPSDT Medical Visits	94%	100%	4	4.00
EPSDT Dental Visits	89%	100%	4	4.00
Academic Supports	77%	88%	3	2.64
Provider ECEM Visits	83%	69%	7	4.83
Provider General Contacts	80%	64%	7	4.48
Placements with Siblings	34%	Not Eligible	Not Scored	Not Scored
Placements within Legal County	16%	0%	Not Scored	Not Scored
Well-Being Sub-Total			25	19.95

*Performance calculation descriptions can be found in the FY 2017 RBWO PBP Measurements and Standards Guide.

Monitoring & Outcomes: Possible Points = 100	Points Earned = 86.08
Score Before Incentives Credit	86.08%
Incentives Awarded	9.58 pts
PBP Verification	N/A pts
Total Score	95.66%



DHS, DFCS, Office of Provider Management
Performance-Based Placement Measures
RBWO Provider GA+SCORECARD - CCI



Report Quarter: Q2 FY2017

Provider/Program Name: CHRIS 180 Inc. - Ellenwood (599) - CCI

Program Census Information:		# Children in Care During Quarter: 8	# Placements During Quarter: 8	# Children in Care On Last Day: 4
CCI Incentive Credits	Avg Performance All CCIs (Points)	Provider Performance (%)*	Possible Points (Weight)	Provider Points Earned
Early EPSDT Medical Visits		Not Eligible	2	
Early EPSDT Dental Visits		100%	2	2.00
Permanency Contacts		0%	5	0.00
Additional Academic Supports		79%	2	1.58
Active Agency Accreditation		50%	4	2.00
Staff Clinical Licensure		0%	5	0.00
Behavior Management (threshold = 0)		100%	4	4.00
Incentives Total	7.31		24	9.58
Maximum total combined incentive credit allowed is 10 points.			Incentives Awarded	9.58

*Performance calculation descriptions can be found in the FY 2017 RBWO PBP Measurements and Standards Guide.

Child Protective Services Investigations and Dispositions

The following investigations data, which is not used for scoring but is considered significant to a provider's performance, is from Georgia SHINES and is not considered final or complete until the end of the fiscal year.

Total Reports:	0	
Number Screened In:	0	
Number Screened Out:	0	
Number Substantiated:	0	
Number Unsubstantiated:	0	
Number Active CPS Investigations:	0	



DHS, DFCS, Office of Provider Management
Performance-Based Placement Measures
RBWO Provider GA+SCORECARD - CCI



Report Quarter: Q2 FY2017

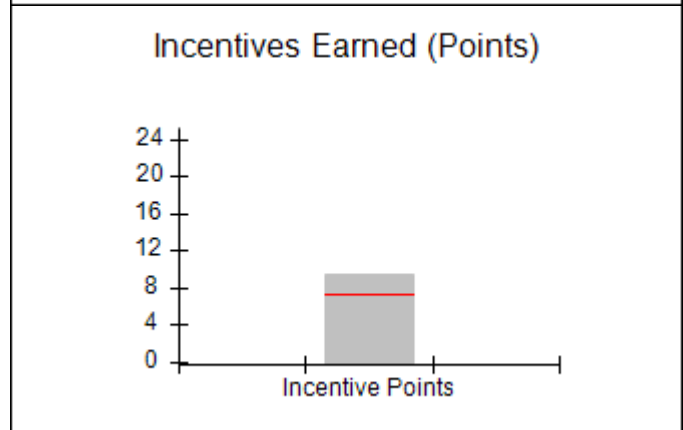
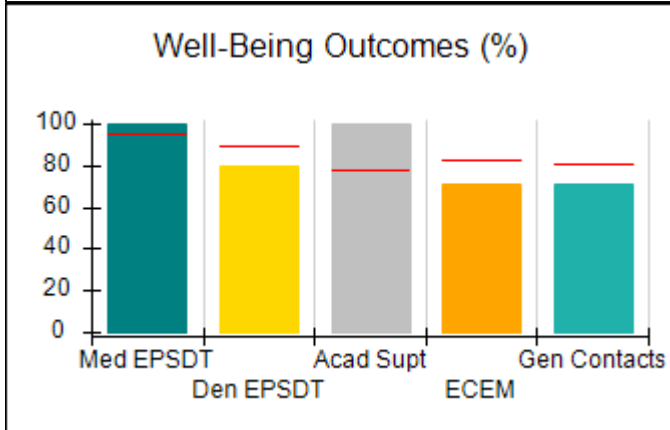
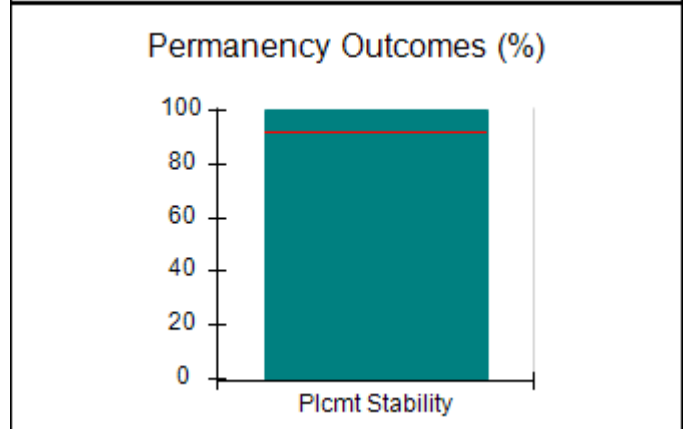
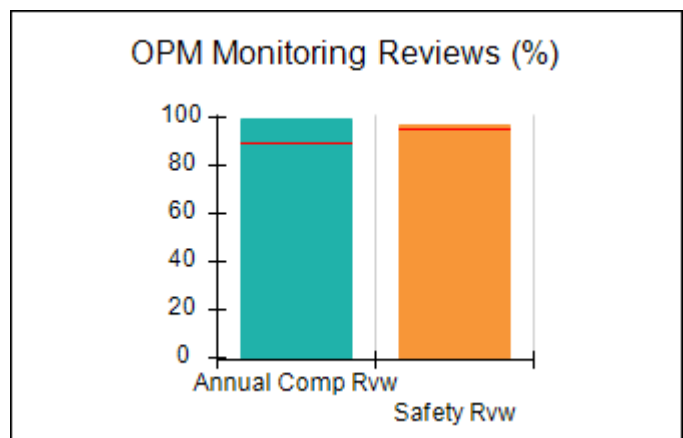
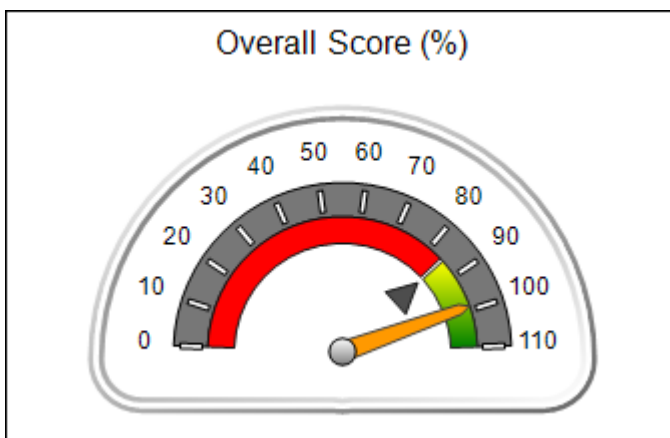
Provider/Program Name: CHRIS 180 Inc. - Fulton (601) - CCI

3686 Calmer Circle, East Point, GA 30344 Phone: (404) 768-4527 Vendor ID# 35281	Quarterly Scores (Grades)		Current Quarter Score (Grade)
	Q1: 96.34 (A)	Q2: 98.91 (A+)	98.91% (A+)
	Q3: N/A	Q4: N/A	

Program Census Information:	# Children in Care During Quarter: 8	# Placements During Quarter: 8	# Children in Care On Last Day: 6
-----------------------------	--------------------------------------	--------------------------------	-----------------------------------

Quarterly Provider Comparisons to All CCIs

▼ — indicates average for all CCIs





DHS, DFCS, Office of Provider Management
Performance-Based Placement Measures
RBWO Provider GA+SCORECARD - CCI



Report Quarter: Q2 FY2017

Provider/Program Name: CHRIS 180 Inc. - Fulton (601) - CCI				
3686 Calmer Circle, East Point, GA 30344 Phone: (404) 768-4527 Vendor ID# 35281		Quarterly Scores (Grades)		Current Quarter Score (Grade)
		Q1: 96.34 (A)	Q2: 98.91 (A+)	98.91% (A+)
		Q3: N/A	Q4: N/A	
Program Census Information:		# Children in Care During Quarter: 8	# Placements During Quarter: 8	# Children in Care On Last Day: 6
	Avg Performance All CCIs (%)	Provider Performance (%)*	Possible Points (Weight)	Provider Points Earned
OPM Monitoring Reviews				
Annual Comprehensive Reviews	89%	100%	25	24.90
Safety Reviews	95%	97%	15	14.53
Monitoring Sub-Total			40	39.43
CCI Safety Outcomes				
Incidence of Maltreatment	0.00%	No Substantiated Reports	10	10.00
Staff Training	75%	50%	10	5.00
Safety Sub-Total			20	15.00
CCI Permanency Outcomes				
Placement Stability	92%	100%	15	15.00
Permanency Sub-Total			15	15.00
CCI Well-Being Outcomes				
EPSDT Medical Visits	94%	100%	4	4.00
EPSDT Dental Visits	89%	80%	4	3.20
Academic Supports	77%	100%	3	3.00
Provider ECEM Visits	83%	71%	7	4.97
Provider General Contacts	80%	71%	7	4.97
Placements with Siblings	34%	0%	Not Scored	Not Scored
Placements within Legal County	16%	0%	Not Scored	Not Scored
Well-Being Sub-Total			25	20.14
*Performance calculation descriptions can be found in the FY 2017 RBWO PBP Measurements and Standards Guide.				

Monitoring & Outcomes: Possible Points = 100	Points Earned = 89.57
Score Before Incentives Credit	89.57%
Incentives Awarded	9.34 pts
PBP Verification	N/A pts
Total Score	98.91%



DHS, DFCS, Office of Provider Management
Performance-Based Placement Measures
RBWO Provider GA+SCORECARD - CCI



Report Quarter: Q2 FY2017

Provider/Program Name: CHRIS 180 Inc. - Fulton (601) - CCI

Program Census Information:		# Children in Care During Quarter: 8	# Placements During Quarter: 8	# Children in Care On Last Day: 6
CCI Incentive Credits	Avg Performance All CCIs (Points)	Provider Performance (%)*	Possible Points (Weight)	Provider Points Earned
Early EPSDT Medical Visits		100%	2	2.00
Early EPSDT Dental Visits		67%	2	1.34
Permanency Contacts		None Planned	5	
Additional Academic Supports		0%	2	0.00
Active Agency Accreditation		50%	4	2.00
Staff Clinical Licensure		0%	5	0.00
Behavior Management (threshold = 0)		100%	4	4.00
Incentives Total	7.31		24	9.34
Maximum total combined incentive credit allowed is 10 points.			Incentives Awarded	9.34

*Performance calculation descriptions can be found in the FY 2017 RBWO PBP Measurements and Standards Guide.

Child Protective Services Investigations and Dispositions

The following investigations data, which is not used for scoring but is considered significant to a provider's performance, is from Georgia SHINES and is not considered final or complete until the end of the fiscal year.

Total Reports:	1	
Number Screened In:	1	
Number Screened Out:	0	
Number Substantiated:	0	
Number Unsubstantiated:	1	
Number Active CPS Investigations:	0	



DHS, DFCS, Office of Provider Management
Performance-Based Placement Measures
RBWO Provider GA+SCORECARD - CCI



Report Quarter: Q2 FY2017

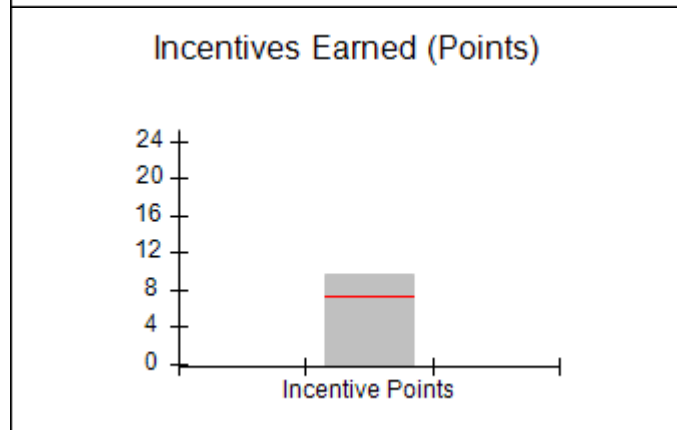
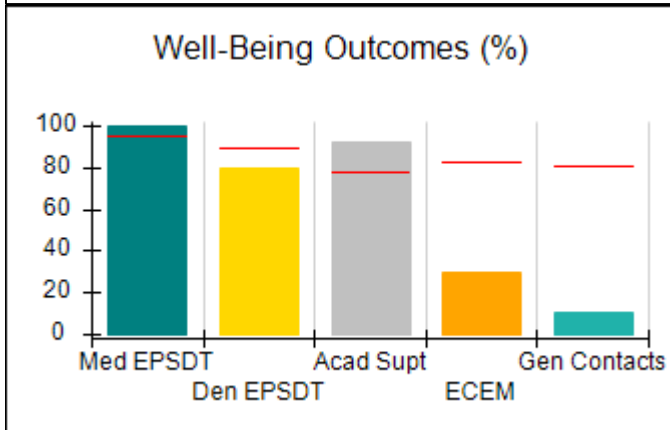
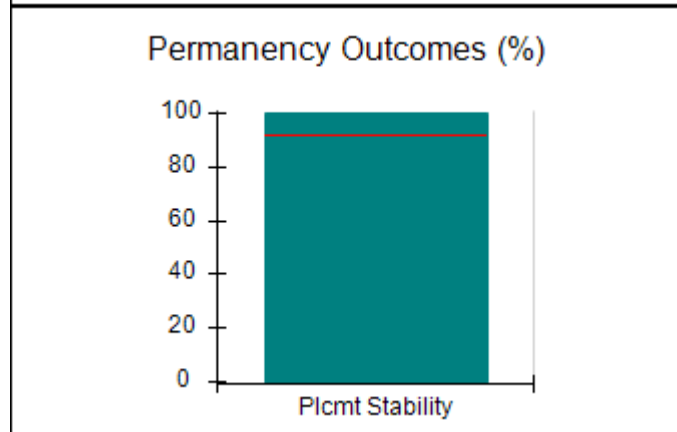
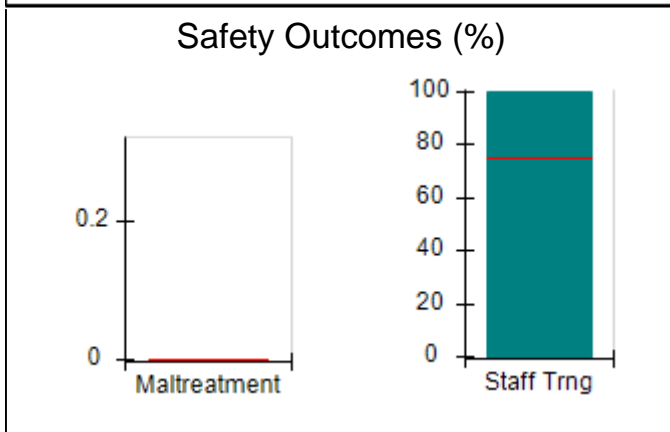
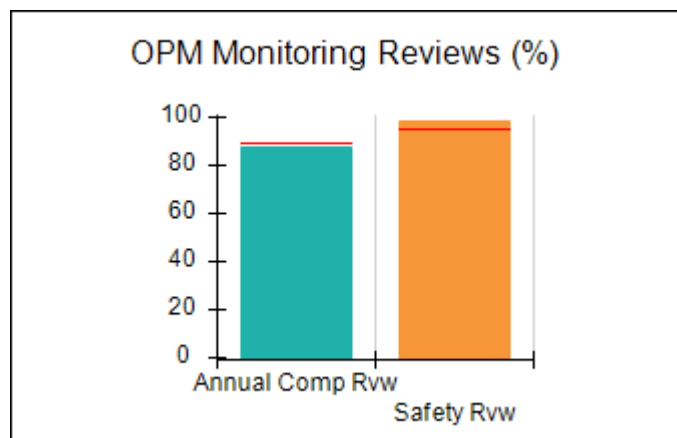
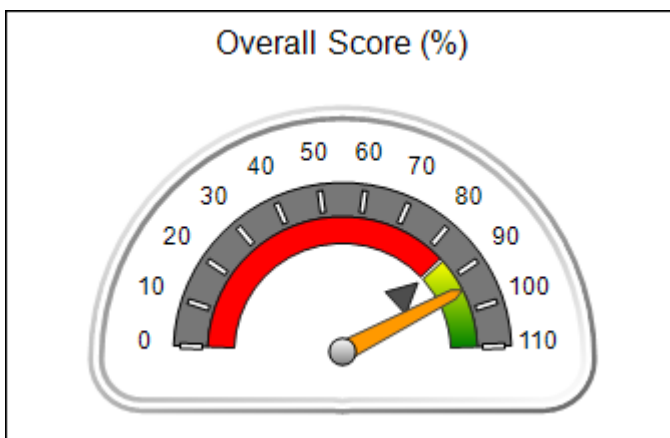
Provider/Program Name: CHRIS 180 Inc. - Gwinnett (602) - CCI

2552 Poplar St., Snellville, GA 30078 Phone: 770-978-3549 Vendor ID# 35280	Quarterly Scores (Grades)		Current Quarter Score (Grade)
	Q1: 85.93 (B)	Q2: 94.24 (A)	94.24% (A)
	Q3: N/A	Q4: N/A	

Program Census Information:	# Children in Care During Quarter: 6	# Placements During Quarter: 6	# Children in Care On Last Day: 3
-----------------------------	--------------------------------------	--------------------------------	-----------------------------------

Quarterly Provider Comparisons to All CCIs

▼ — indicates average for all CCIs





DHS, DFCS, Office of Provider Management
Performance-Based Placement Measures
RBWO Provider GA+SCORECARD - CCI



Report Quarter: Q2 FY2017

Provider/Program Name: CHRIS 180 Inc. - Gwinnett (602) - CCI				
2552 Poplar St., Snellville, GA 30078 Phone: 770-978-3549 Vendor ID# 35280		Quarterly Scores (Grades)		Current Quarter Score (Grade)
		Q1: 85.93 (B)	Q2: 94.24 (A)	94.24% (A)
		Q3: N/A	Q4: N/A	
Program Census Information:		# Children in Care During Quarter: 6	# Placements During Quarter: 6	# Children in Care On Last Day: 3
	Avg Performance All CCIs (%)	Provider Performance (%)*	Possible Points (Weight)	Provider Points Earned
OPM Monitoring Reviews				
Annual Comprehensive Reviews	89%	88%	25	22.00
Safety Reviews	95%	98%	15	14.75
Monitoring Sub-Total			40	36.75
CCI Safety Outcomes				
Incidence of Maltreatment	0.00%	No Substantiated Reports	10	10.00
Staff Training	75%	100%	10	10.00
Safety Sub-Total			20	20.00
CCI Permanency Outcomes				
Placement Stability	92%	100%	15	15.00
Permanency Sub-Total			15	15.00
CCI Well-Being Outcomes				
EPSDT Medical Visits	94%	100%	4	4.00
EPSDT Dental Visits	89%	80%	4	3.20
Academic Supports	77%	92%	3	2.76
Provider ECEM Visits	83%	30%	7	2.10
Provider General Contacts	80%	11%	7	0.77
Placements with Siblings	34%	0%	Not Scored	Not Scored
Placements within Legal County	16%	0%	Not Scored	Not Scored
Well-Being Sub-Total			25	12.83
*Performance calculation descriptions can be found in the FY 2017 RBWO PBP Measurements and Standards Guide.				

Monitoring & Outcomes: Possible Points = 100	Points Earned = 84.58
Score Before Incentives Credit	84.58%
Incentives Awarded	9.66 pts
PBP Verification	N/A pts
Total Score	94.24%



DHS, DFCS, Office of Provider Management
Performance-Based Placement Measures
RBWO Provider GA+SCORECARD - CCI



Report Quarter: Q2 FY2017

Provider/Program Name: CHRIS 180 Inc. - Gwinnett (602) - CCI

Program Census Information:		# Children in Care During Quarter: 6	# Placements During Quarter: 6	# Children in Care On Last Day: 3
CCI Incentive Credits	Avg Performance All CCIs (Points)	Provider Performance (%)*	Possible Points (Weight)	Provider Points Earned
Early EPSDT Medical Visits		100%	2	2.00
Early EPSDT Dental Visits		50%	2	1.00
Permanency Contacts		0%	5	0.00
Additional Academic Supports		33%	2	0.66
Active Agency Accreditation		50%	4	2.00
Staff Clinical Licensure		0%	5	0.00
Behavior Management (threshold = 0)		100%	4	4.00
Incentives Total	7.31		24	9.66
Maximum total combined incentive credit allowed is 10 points.			Incentives Awarded	9.66

*Performance calculation descriptions can be found in the FY 2017 RBWO PBP Measurements and Standards Guide.

Child Protective Services Investigations and Dispositions

The following investigations data, which is not used for scoring but is considered significant to a provider's performance, is from Georgia SHINES and is not considered final or complete until the end of the fiscal year.

Total Reports:	0	
Number Screened In:	0	
Number Screened Out:	0	
Number Substantiated:	0	
Number Unsubstantiated:	0	
Number Active CPS Investigations:	0	



Performance-Based Placement Measures RBWO Provider GA+SCORECARD - CCI

Report Quarter: Q2 FY2017

Provider/Program Name: CHRIS 180 Inc. - Rock Shadow (617) - CCI

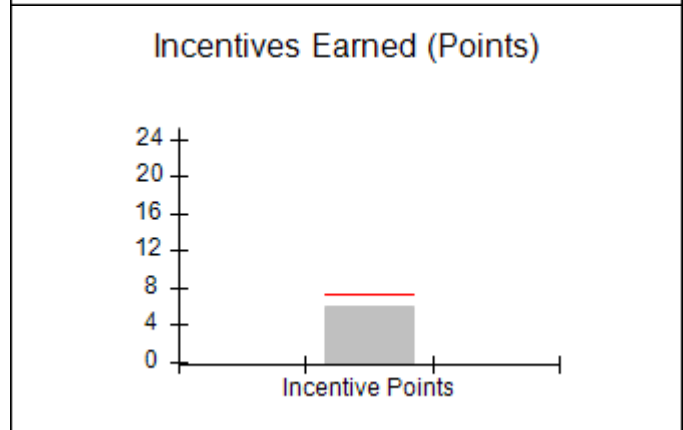
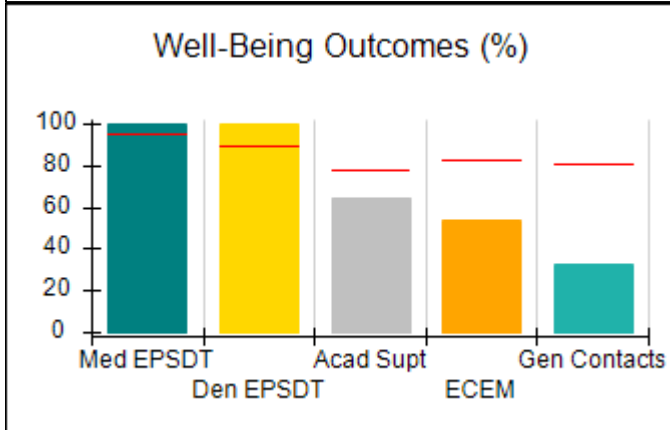
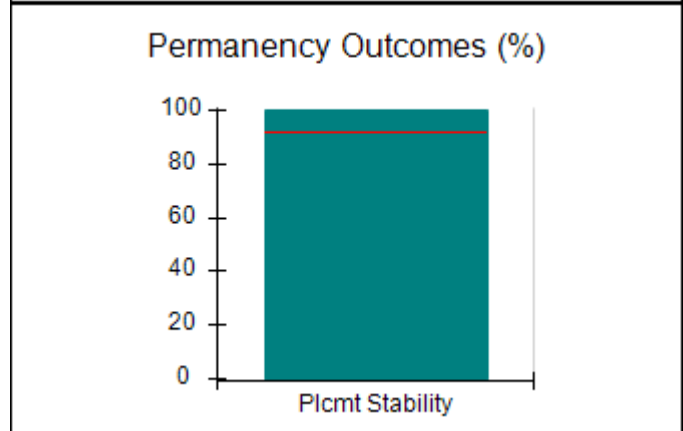
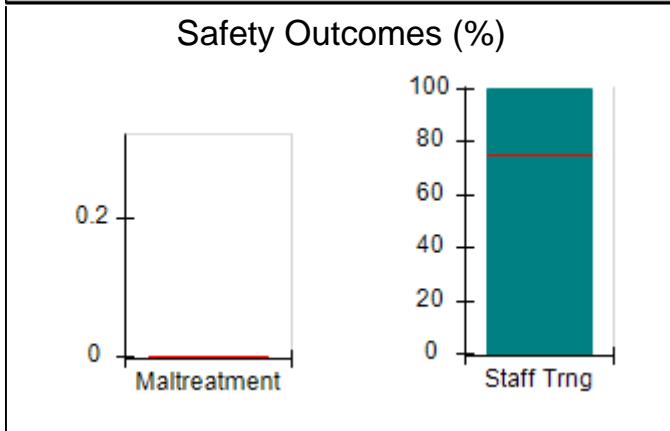
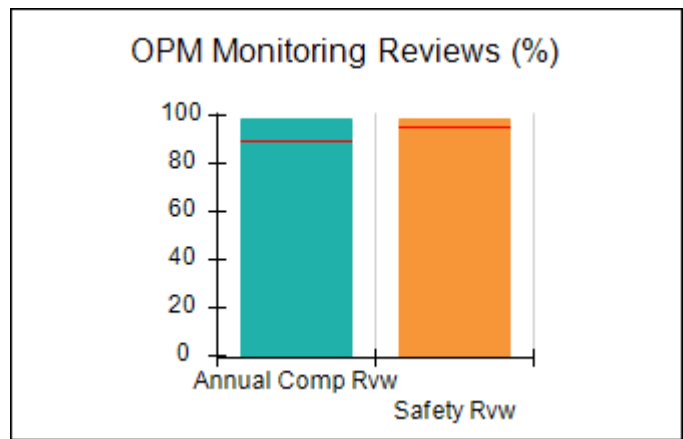
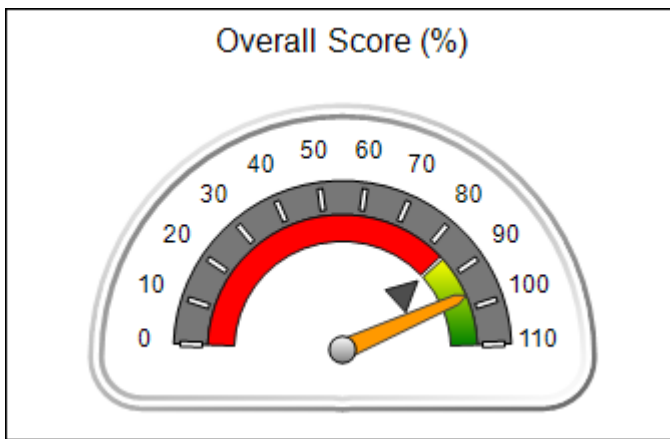
568 Rock Shadow Ct., Stone Mountain, GA 30087
Phone: (404) 498-2002
Vendor ID# 53058

Quarterly Scores (Grades)		Current Quarter Score (Grade)
Q1: 87.26 (B+)	Q2: 96.49 (A)	96.49% (A)
Q3: N/A	Q4: N/A	

Program Census Information:	# Children in Care During Quarter: 6	# Placements During Quarter: 6	# Children in Care On Last Day: 4
-----------------------------	--------------------------------------	--------------------------------	-----------------------------------

Quarterly Provider Comparisons to All CCIs

▼ — indicates average for all CCIs





DHS, DFCS, Office of Provider Management
Performance-Based Placement Measures
RBWO Provider GA+SCORECARD - CCI



Report Quarter: Q2 FY2017

Provider/Program Name: CHRIS 180 Inc. - Rock Shadow (617) - CCI				
568 Rock Shadow Ct., Stone Mountain, GA 30087 Phone: (404) 498-2002 Vendor ID# 53058		Quarterly Scores (Grades)		Current Quarter Score (Grade)
		Q1: 87.26 (B+)	Q2: 96.49 (A)	96.49% (A)
		Q3: N/A	Q4: N/A	
Program Census Information:		# Children in Care During Quarter: 6	# Placements During Quarter: 6	# Children in Care On Last Day: 4
	Avg Performance All CCIs (%)	Provider Performance (%)*	Possible Points (Weight)	Provider Points Earned
OPM Monitoring Reviews				
Annual Comprehensive Reviews	89%	99%	25	24.72
Safety Reviews	95%	98%	15	14.76
Monitoring Sub-Total			40	39.48
CCI Safety Outcomes				
Incidence of Maltreatment	0.00%	No Substantiated Reports	10	10.00
Staff Training	75%	100%	10	10.00
Safety Sub-Total			20	20.00
CCI Permanency Outcomes				
Placement Stability	92%	100%	15	15.00
Permanency Sub-Total			15	15.00
CCI Well-Being Outcomes				
EPSDT Medical Visits	94%	100%	4	4.00
EPSDT Dental Visits	89%	100%	4	4.00
Academic Supports	77%	64%	3	1.92
Provider ECEM Visits	83%	54%	7	3.78
Provider General Contacts	80%	33%	7	2.31
Placements with Siblings	34%	0%	Not Scored	Not Scored
Placements within Legal County	16%	0%	Not Scored	Not Scored
Well-Being Sub-Total			25	16.01
*Performance calculation descriptions can be found in the FY 2017 RBWO PBP Measurements and Standards Guide.				

Monitoring & Outcomes: Possible Points = 100	Points Earned = 90.49
Score Before Incentives Credit	90.49%
Incentives Awarded	6.00 pts
PBP Verification	N/A pts
Total Score	96.49%



DHS, DFCS, Office of Provider Management
Performance-Based Placement Measures
RBWO Provider GA+SCORECARD - CCI



Report Quarter: Q2 FY2017

Provider/Program Name: CHRIS 180 Inc. - Rock Shadow (617) - CCI

Program Census Information:		# Children in Care During Quarter: 6	# Placements During Quarter: 6	# Children in Care On Last Day: 4
CCI Incentive Credits	Avg Performance All CCIs (Points)	Provider Performance (%)*	Possible Points (Weight)	Provider Points Earned
Early EPSDT Medical Visits		Not Eligible	2	
Early EPSDT Dental Visits		Not Eligible	2	
Permanency Contacts		0%	5	0.00
Additional Academic Supports		0%	2	0.00
Active Agency Accreditation		50%	4	2.00
Staff Clinical Licensure		0%	5	0.00
Behavior Management (threshold = 0)		100%	4	4.00
Incentives Total	7.31		24	6.00
Maximum total combined incentive credit allowed is 10 points.			Incentives Awarded	6.00

*Performance calculation descriptions can be found in the FY 2017 RBWO PBP Measurements and Standards Guide.

Child Protective Services Investigations and Dispositions

The following investigations data, which is not used for scoring but is considered significant to a provider's performance, is from Georgia SHINES and is not considered final or complete until the end of the fiscal year.

Total Reports:	1	
Number Screened In:	1	
Number Screened Out:	0	
Number Substantiated:	0	
Number Unsubstantiated:	0	
Number Active CPS Investigations:	1	



DHS, DFCS, Office of Provider Management
Performance-Based Placement Measures
RBWO Provider GA+SCORECARD - CCI



Report Quarter: Q2 FY2017

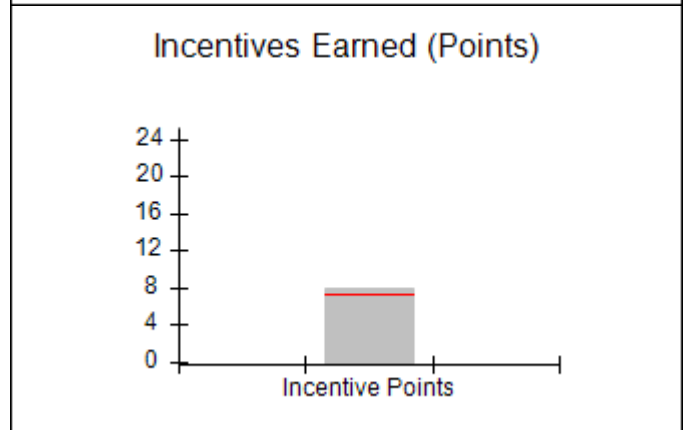
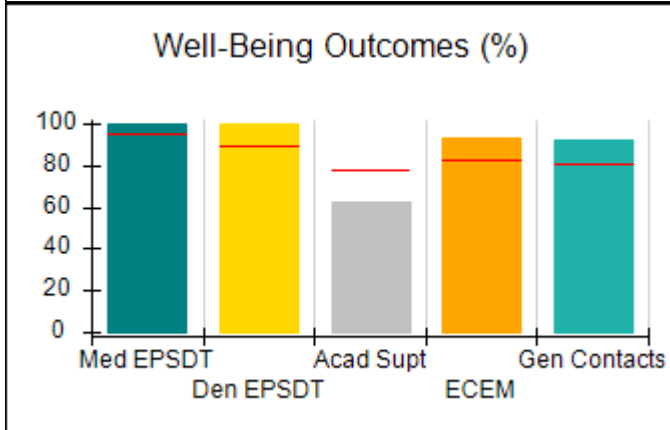
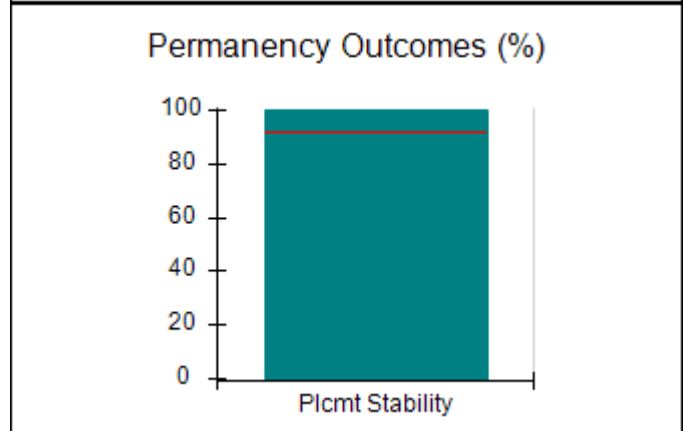
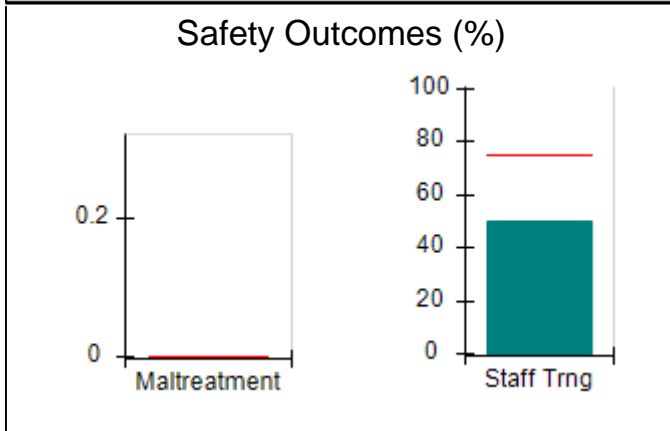
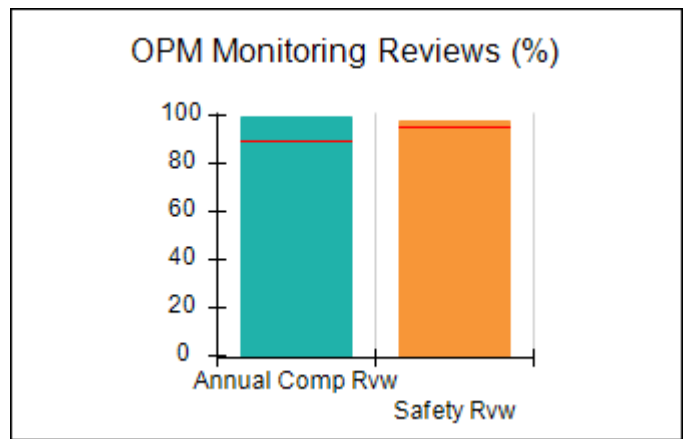
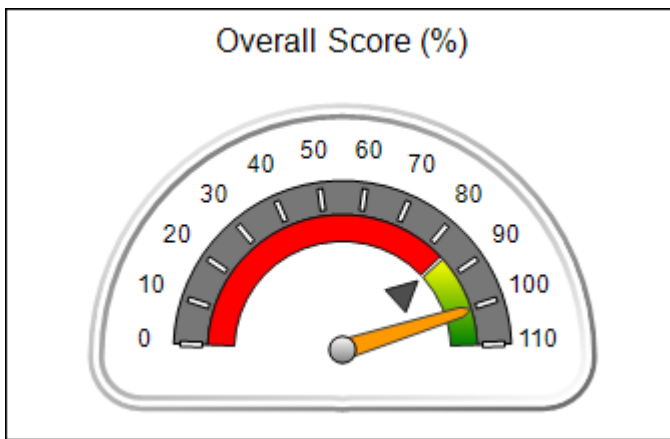
Provider/Program Name: CHRIS 180 Inc. - Sherwood (604) - CCI

569 Sherwood Greens, Stone Mountain, GA 30087 Phone: (770) 879-7319 Vendor ID# 53060	Quarterly Scores (Grades)		Current Quarter Score (Grade)
	Q1: 100.11 (A+)	Q2: 100.35 (A+)	100.35% (A+)
	Q3: N/A	Q4: N/A	

Program Census Information:	# Children in Care During Quarter: 9	# Placements During Quarter: 10	# Children in Care On Last Day: 5
-----------------------------	--------------------------------------	---------------------------------	-----------------------------------

Quarterly Provider Comparisons to All CCIs

▼ — indicates average for all CCIs





DHS, DFCS, Office of Provider Management
Performance-Based Placement Measures
RBWO Provider GA+SCORECARD - CCI



Report Quarter: Q2 FY2017

Provider/Program Name: CHRIS 180 Inc. - Sherwood (604) - CCI				
569 Sherwood Greens, Stone Mountain, GA 30087 Phone: (770) 879-7319 Vendor ID# 53060		Quarterly Scores (Grades)		Current Quarter Score (Grade)
		Q1: 100.11 (A+)	Q2: 100.35 (A+)	100.35% (A+)
		Q3: N/A	Q4: N/A	
Program Census Information:		# Children in Care During Quarter: 9	# Placements During Quarter: 10	# Children in Care On Last Day: 5
	Avg Performance All CCIs (%)	Provider Performance (%)*	Possible Points (Weight)	Provider Points Earned
OPM Monitoring Reviews				
Annual Comprehensive Reviews	89%	100%	25	24.88
Safety Reviews	95%	98%	15	14.66
Monitoring Sub-Total			40	39.54
CCI Safety Outcomes				
Incidence of Maltreatment	0.00%	No Substantiated Reports	10	10.00
Staff Training	75%	50%	10	5.00
Safety Sub-Total			20	15.00
CCI Permanency Outcomes				
Placement Stability	92%	100%	15	15.00
Permanency Sub-Total			15	15.00
CCI Well-Being Outcomes				
EPSDT Medical Visits	94%	100%	4	4.00
EPSDT Dental Visits	89%	100%	4	4.00
Academic Supports	77%	62%	3	1.86
Provider ECEM Visits	83%	93%	7	6.51
Provider General Contacts	80%	92%	7	6.44
Placements with Siblings	34%	Not Eligible	Not Scored	Not Scored
Placements within Legal County	16%	20%	Not Scored	Not Scored
Well-Being Sub-Total			25	22.81
*Performance calculation descriptions can be found in the FY 2017 RBWO PBP Measurements and Standards Guide.				

Monitoring & Outcomes: Possible Points = 100	Points Earned = 92.35
Score Before Incentives Credit	92.35%
Incentives Awarded	8.00 pts
PBP Verification	N/A pts
Total Score	100.35%



DHS, DFCS, Office of Provider Management
Performance-Based Placement Measures
RBWO Provider GA+SCORECARD - CCI



Report Quarter: Q2 FY2017

Provider/Program Name: CHRIS 180 Inc. - Sherwood (604) - CCI

Program Census Information:		# Children in Care During Quarter: 9	# Placements During Quarter: 10	# Children in Care On Last Day: 5
CCI Incentive Credits	Avg Performance All CCIs (Points)	Provider Performance (%)*	Possible Points (Weight)	Provider Points Earned
Early EPSDT Medical Visits		100%	2	2.00
Early EPSDT Dental Visits		Not Eligible	2	
Permanency Contacts		0%	5	0.00
Additional Academic Supports		0%	2	0.00
Active Agency Accreditation		50%	4	2.00
Staff Clinical Licensure		0%	5	0.00
Behavior Management (threshold = 0)		100%	4	4.00
Incentives Total	7.31		24	8.00
Maximum total combined incentive credit allowed is 10 points.			Incentives Awarded	8.00

*Performance calculation descriptions can be found in the FY 2017 RBWO PBP Measurements and Standards Guide.

Child Protective Services Investigations and Dispositions

The following investigations data, which is not used for scoring but is considered significant to a provider's performance, is from Georgia SHINES and is not considered final or complete until the end of the fiscal year.

Total Reports:	0	
Number Screened In:	0	
Number Screened Out:	0	
Number Substantiated:	0	
Number Unsubstantiated:	0	
Number Active CPS Investigations:	0	



DHS, DFCS, Office of Provider Management
Performance-Based Placement Measures
RBWO Provider GA+SCORECARD - CCI



Report Quarter: Q2 FY2017

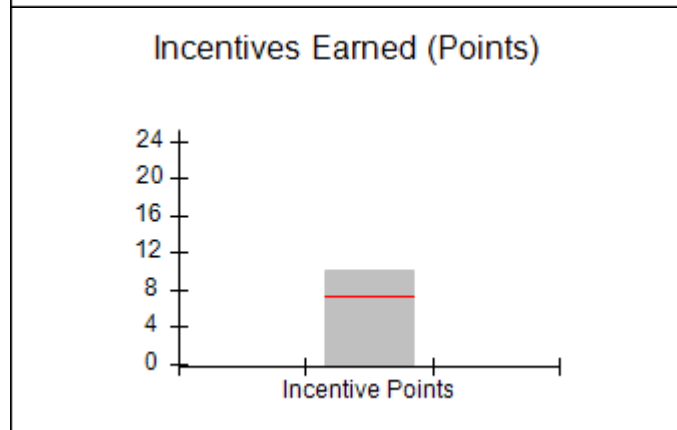
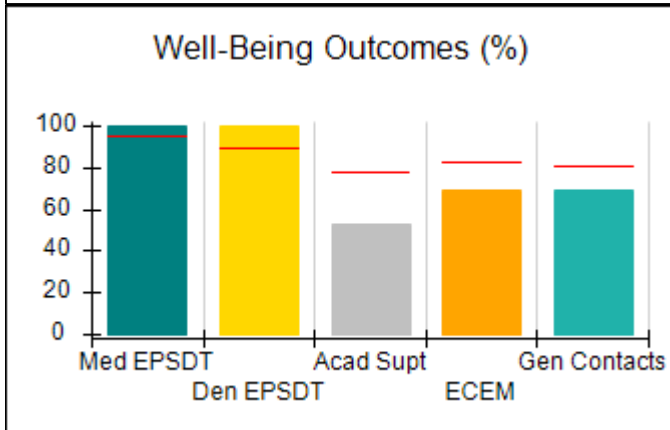
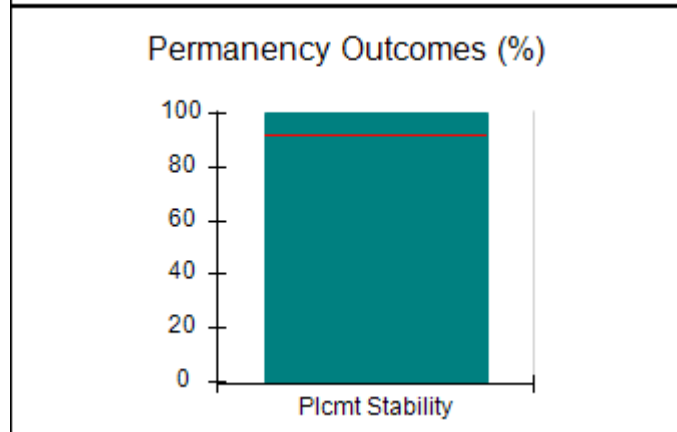
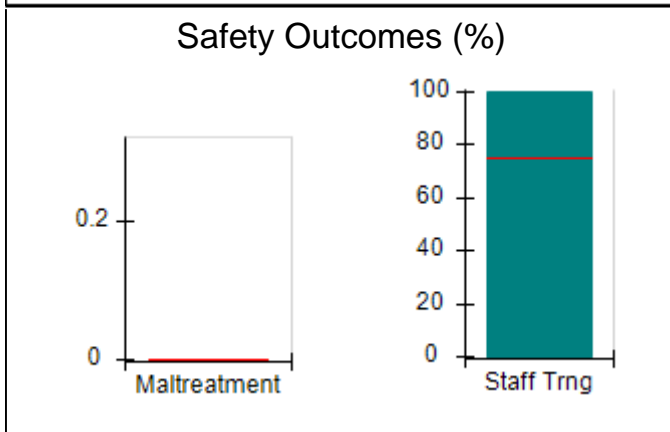
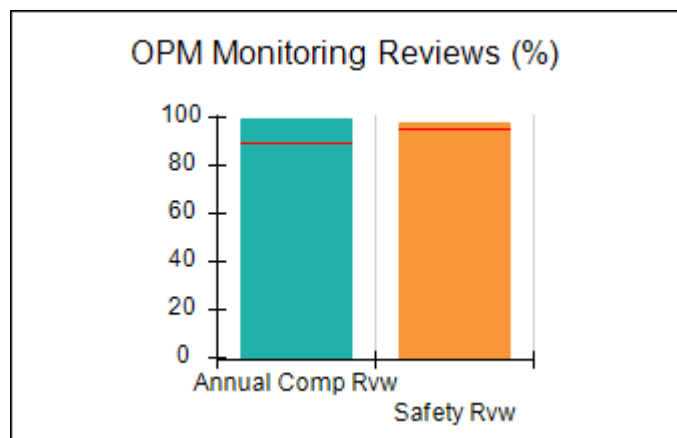
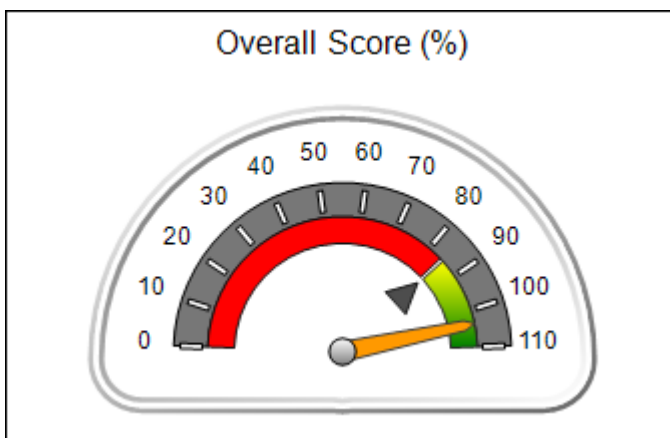
Provider/Program Name: CHRIS 180 Inc. - Stephenson (605) - CCI

505 Stephenson Rd., Stone Mountain, GA 30087 Phone: (770) 413-0741 Vendor ID# 53061	Quarterly Scores (Grades)		Current Quarter Score (Grade)
	Q1: 99.56 (A+)	Q2: 103.77 (A+)	103.77% (A+)
	Q3: N/A	Q4: N/A	

Program Census Information:	# Children in Care During Quarter: 8	# Placements During Quarter: 8	# Children in Care On Last Day: 6
-----------------------------	--------------------------------------	--------------------------------	-----------------------------------

Quarterly Provider Comparisons to All CCIs

▼ — indicates average for all CCIs





DHS, DFCS, Office of Provider Management
Performance-Based Placement Measures
RBWO Provider GA+SCORECARD - CCI



Report Quarter: Q2 FY2017

Provider/Program Name: CHRIS 180 Inc. - Stephenson (605) - CCI				
505 Stephenson Rd., Stone Mountain, GA 30087 Phone: (770) 413-0741 Vendor ID# 53061		Quarterly Scores (Grades)		Current Quarter Score (Grade)
		Q1: 99.56 (A+)	Q2: 103.77 (A+)	103.77% (A+)
		Q3: N/A	Q4: N/A	
Program Census Information:		# Children in Care During Quarter: 8	# Placements During Quarter: 8	# Children in Care On Last Day: 6
	Avg Performance All CCIs (%)	Provider Performance (%)*	Possible Points (Weight)	Provider Points Earned
OPM Monitoring Reviews				
Annual Comprehensive Reviews	89%	99%	25	24.83
Safety Reviews	95%	98%	15	14.69
Monitoring Sub-Total			40	39.52
CCI Safety Outcomes				
Incidence of Maltreatment	0.00%	No Substantiated Reports	10	10.00
Staff Training	75%	100%	10	10.00
Safety Sub-Total			20	20.00
CCI Permanency Outcomes				
Placement Stability	92%	100%	15	15.00
Permanency Sub-Total			15	15.00
CCI Well-Being Outcomes				
EPSDT Medical Visits	94%	100%	4	4.00
EPSDT Dental Visits	89%	100%	4	4.00
Academic Supports	77%	53%	3	1.59
Provider ECEM Visits	83%	69%	7	4.83
Provider General Contacts	80%	69%	7	4.83
Placements with Siblings	34%	0%	Not Scored	Not Scored
Placements within Legal County	16%	33%	Not Scored	Not Scored
Well-Being Sub-Total			25	19.25
*Performance calculation descriptions can be found in the FY 2017 RBWO PBP Measurements and Standards Guide.				

Monitoring & Outcomes: Possible Points = 100	Points Earned = 93.77
Score Before Incentives Credit	93.77%
Incentives Awarded	10.00 pts
PBP Verification	N/A pts
Total Score	103.77%



DHS, DFCS, Office of Provider Management
Performance-Based Placement Measures
RBWO Provider GA+SCORECARD - CCI



Report Quarter: Q2 FY2017

Provider/Program Name: CHRIS 180 Inc. - Stephenson (605) - CCI

Program Census Information:		# Children in Care During Quarter: 8	# Placements During Quarter: 8	# Children in Care On Last Day: 6
CCI Incentive Credits	Avg Performance All CCIs (Points)	Provider Performance (%)*	Possible Points (Weight)	Provider Points Earned
Early EPSDT Medical Visits		100%	2	2.00
Early EPSDT Dental Visits		100%	2	2.00
Permanency Contacts		0%	5	0.00
Additional Academic Supports		0%	2	0.00
Active Agency Accreditation		50%	4	2.00
Staff Clinical Licensure		0%	5	0.00
Behavior Management (threshold = 0)		100%	4	4.00
Incentives Total	7.31		24	10.00
Maximum total combined incentive credit allowed is 10 points.			Incentives Awarded	10.00

*Performance calculation descriptions can be found in the FY 2017 RBWO PBP Measurements and Standards Guide.

Child Protective Services Investigations and Dispositions

The following investigations data, which is not used for scoring but is considered significant to a provider's performance, is from Georgia SHINES and is not considered final or complete until the end of the fiscal year.

Total Reports:	0	
Number Screened In:	0	
Number Screened Out:	0	
Number Substantiated:	0	
Number Unsubstantiated:	0	
Number Active CPS Investigations:	0	



DHS, DFCS, Office of Provider Management
Performance-Based Placement Measures
RBWO Provider GA+SCORECARD - CCI



Report Quarter: Q2 FY2017

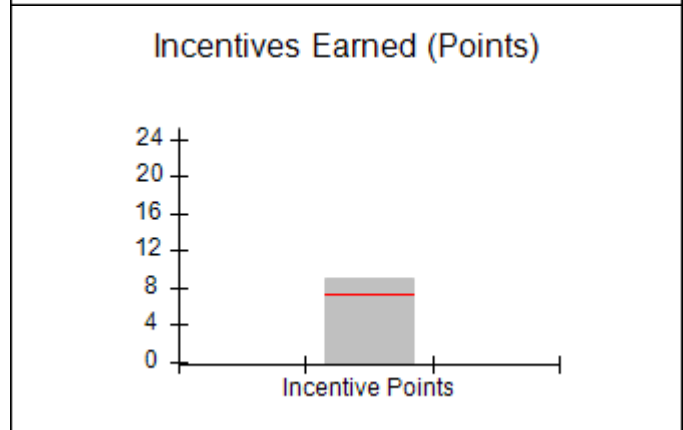
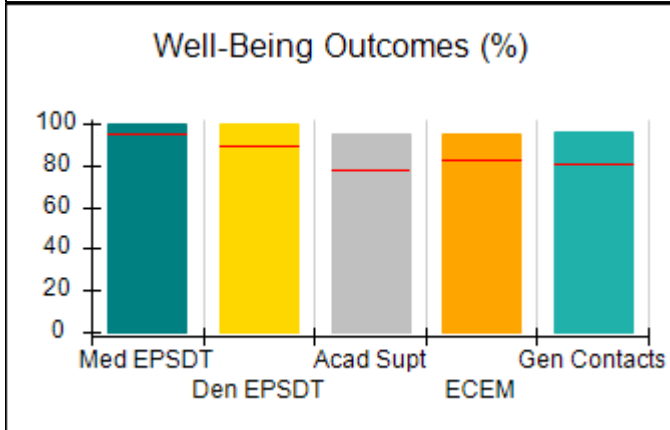
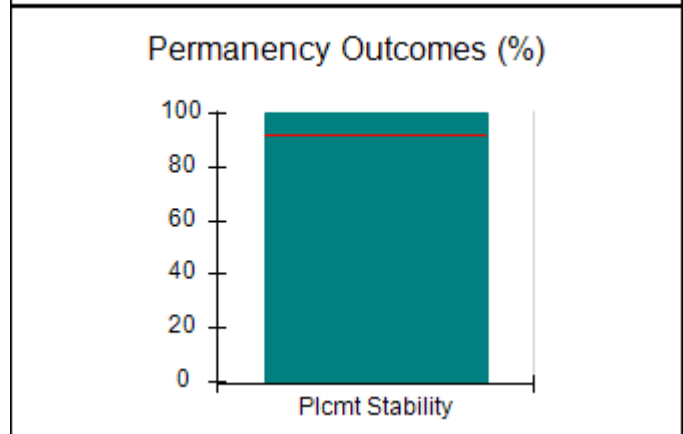
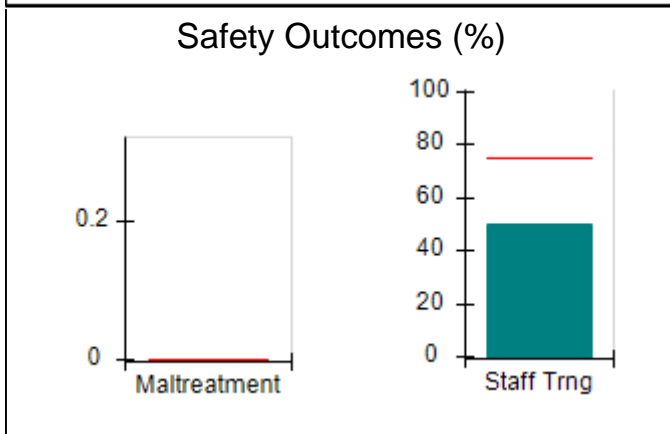
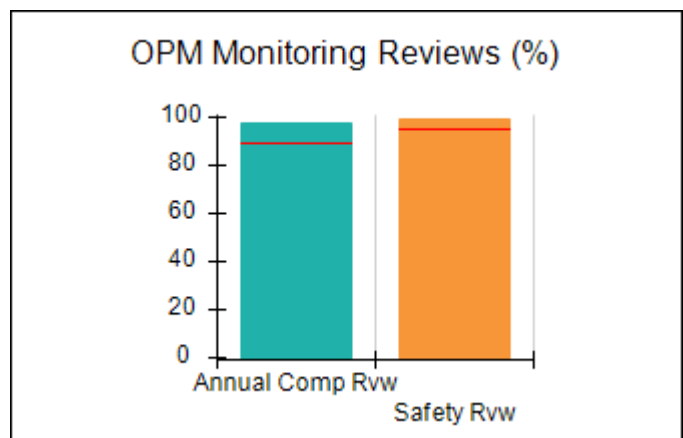
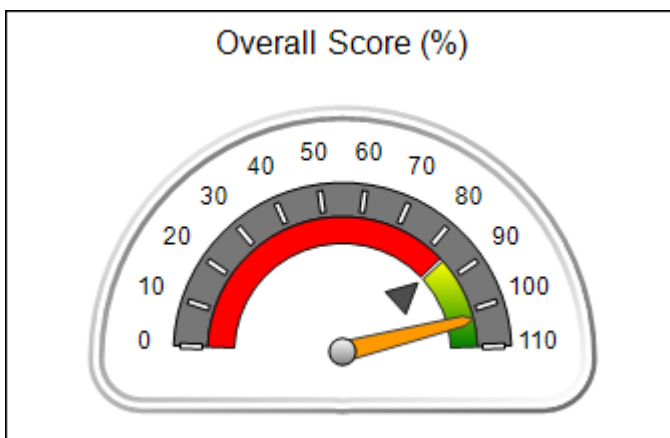
Provider/Program Name: Christian City Home for Children - (585) - CCI

7345 Red Oak Rd., Union City, GA 30291 Phone: 770-964-3309 Vendor ID# 35284	Quarterly Scores (Grades)		Current Quarter Score (Grade)
	Q1: 100.45 (A+)	Q2: 102.41 (A+)	102.41% (A+)
	Q3: N/A	Q4: N/A	

Program Census Information:	# Children in Care During Quarter: 18	# Placements During Quarter: 18	# Children in Care On Last Day: 14
-----------------------------	---------------------------------------	---------------------------------	------------------------------------

Quarterly Provider Comparisons to All CCIs

▼ — indicates average for all CCIs





DHS, DFCS, Office of Provider Management
Performance-Based Placement Measures
RBWO Provider GA+SCORECARD - CCI



Report Quarter: Q2 FY2017

Provider/Program Name: Christian City Home for Children - (585) - CCI				
7345 Red Oak Rd., Union City, GA 30291 Phone: 770-964-3309 Vendor ID# 35284		Quarterly Scores (Grades)		Current Quarter Score (Grade)
		Q1: 100.45 (A+)	Q2: 102.41 (A+)	102.41% (A+)
		Q3: N/A	Q4: N/A	
Program Census Information:		# Children in Care During Quarter: 18	# Placements During Quarter: 18	# Children in Care On Last Day: 14
	Avg Performance All CCIs (%)	Provider Performance (%)*	Possible Points (Weight)	Provider Points Earned
OPM Monitoring Reviews				
Annual Comprehensive Reviews	89%	98%	25	24.39
Safety Reviews	95%	99%	15	14.90
Monitoring Sub-Total			40	39.29
CCI Safety Outcomes				
Incidence of Maltreatment	0.00%	No Substantiated Reports	10	10.00
Staff Training	75%	50%	10	5.00
Safety Sub-Total			20	15.00
CCI Permanency Outcomes				
Placement Stability	92%	100%	15	15.00
Permanency Sub-Total			15	15.00
CCI Well-Being Outcomes				
EPSDT Medical Visits	94%	100%	4	4.00
EPSDT Dental Visits	89%	100%	4	4.00
Academic Supports	77%	95%	3	2.85
Provider ECEM Visits	83%	95%	7	6.65
Provider General Contacts	80%	96%	7	6.72
Placements with Siblings	34%	16%	Not Scored	Not Scored
Placements within Legal County	16%	0%	Not Scored	Not Scored
Well-Being Sub-Total			25	24.22
*Performance calculation descriptions can be found in the FY 2017 RBWO PBP Measurements and Standards Guide.				

Monitoring & Outcomes: Possible Points = 100	Points Earned = 93.51
Score Before Incentives Credit	93.51%
Incentives Awarded	8.90 pts
PBP Verification	N/A pts
Total Score	102.41%



DHS, DFCS, Office of Provider Management
Performance-Based Placement Measures
RBWO Provider GA+SCORECARD - CCI



Report Quarter: Q2 FY2017

Provider/Program Name: Christian City Home for Children - (585) - CCI				
Program Census Information:		# Children in Care During Quarter: 18	# Placements During Quarter: 18	# Children in Care On Last Day: 14
CCI Incentive Credits	Avg Performance All CCIs (Points)	Provider Performance (%)*	Possible Points (Weight)	Provider Points Earned
Early EPSDT Medical Visits		100%	2	2.00
Early EPSDT Dental Visits		100%	2	2.00
Permanency Contacts		0%	5	0.00
Additional Academic Supports		45%	2	0.90
Active Agency Accreditation		0%	4	0.00
Staff Clinical Licensure		0%	5	0.00
Behavior Management (threshold = 0)		100%	4	4.00
Incentives Total	7.31		24	8.90
Maximum total combined incentive credit allowed is 10 points.			Incentives Awarded	8.90

*Performance calculation descriptions can be found in the FY 2017 RBWO PBP Measurements and Standards Guide.

Child Protective Services Investigations and Dispositions	
The following investigations data, which is not used for scoring but is considered significant to a provider's performance, is from Georgia SHINES and is not considered final or complete until the end of the fiscal year.	
Total Reports:	0
Number Screened In:	0
Number Screened Out:	0
Number Substantiated:	0
Number Unsubstantiated:	0
Number Active CPS Investigations:	0



DHS, DFCS, Office of Provider Management
Performance-Based Placement Measures
RBWO Provider GA+SCORECARD - CCI

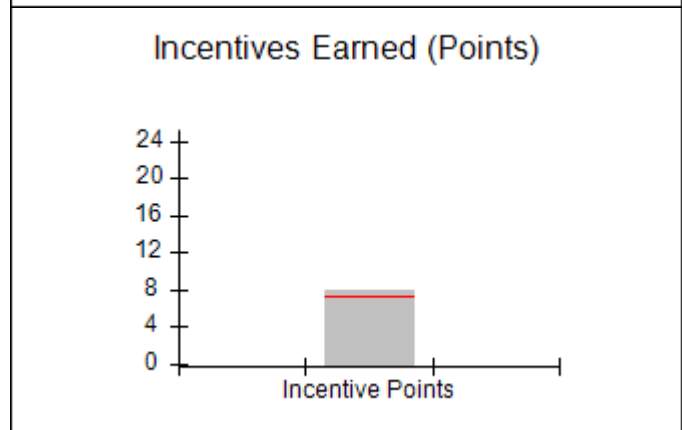
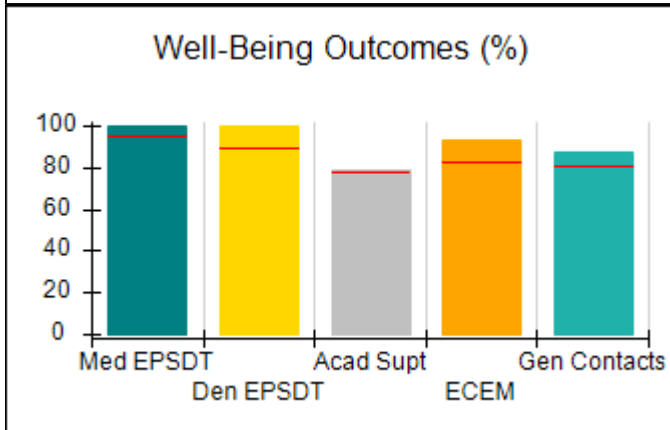
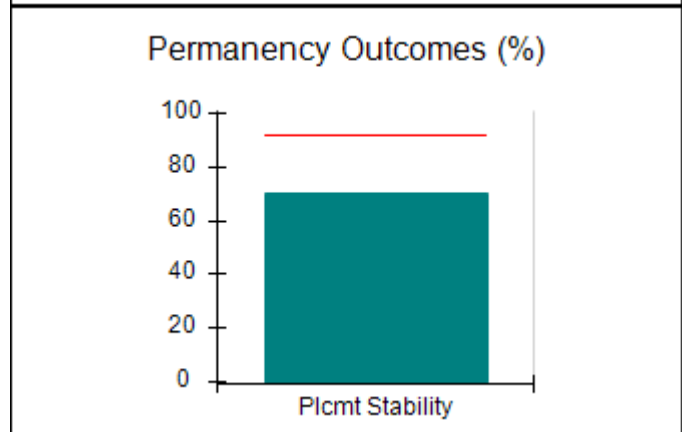
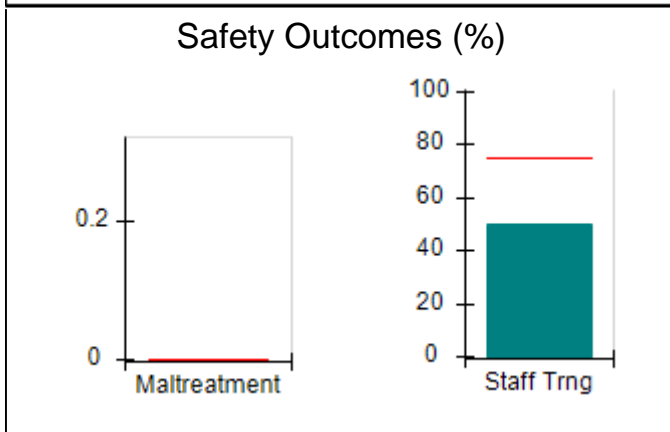
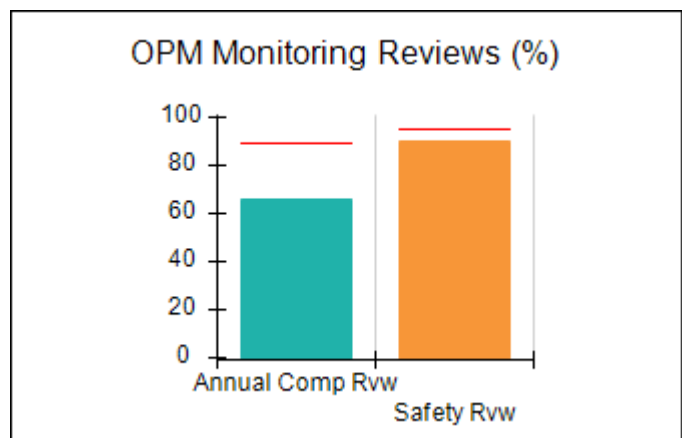
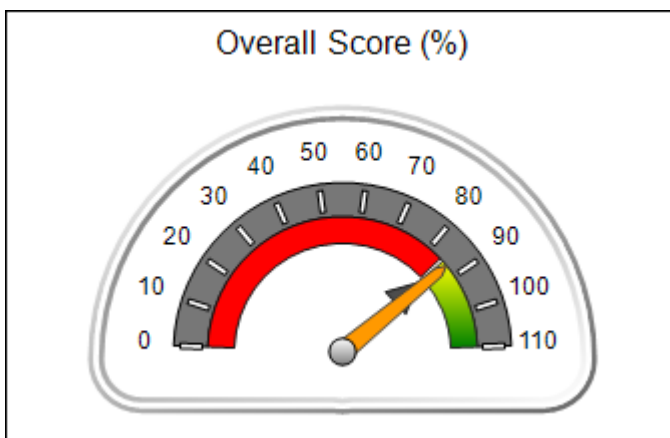


Report Quarter: Q2 FY2017

Provider/Program Name: Community Growth Children's Academy - (5169) - CCI			
344 Roberts Road, Barnesville, GA 30204 Phone: 770-584-6276 Vendor ID# 116932	Quarterly Scores (Grades)		Current Quarter Score (Grade)
	Q1: 88.10 (B+)	Q2: 86.53 (B)	86.53% (B)
	Q3: N/A	Q4: N/A	
Program Census Information:	# Children in Care During Quarter: 10	# Placements During Quarter: 10	# Children in Care On Last Day: 5

Quarterly Provider Comparisons to All CCIs

▼ — indicates average for all CCIs





DHS, DFCS, Office of Provider Management
Performance-Based Placement Measures
RBWO Provider GA+SCORECARD - CCI



Report Quarter: Q2 FY2017

Provider/Program Name: Community Growth Children's Academy - (5169) - CCI				
344 Roberts Road, Barnesville, GA 30204 Phone: 770-584-6276 Vendor ID# 116932		Quarterly Scores (Grades)		Current Quarter Score (Grade)
		Q1: 88.10 (B+)	Q2: 86.53 (B)	86.53% (B)
		Q3: N/A	Q4: N/A	
Program Census Information:		# Children in Care During Quarter: 10	# Placements During Quarter: 10	# Children in Care On Last Day: 5
	Avg Performance All CCIs (%)	Provider Performance (%)*	Possible Points (Weight)	Provider Points Earned
OPM Monitoring Reviews				
Annual Comprehensive Reviews	89%	66%	25	16.54
Safety Reviews	95%	90%	15	13.53
Monitoring Sub-Total			40	30.06
CCI Safety Outcomes				
Incidence of Maltreatment	0.00%	No Substantiated Reports	10	10.00
Staff Training	75%	50%	10	5.00
Safety Sub-Total			20	15.00
CCI Permanency Outcomes				
Placement Stability	92%	70%	15	10.50
Permanency Sub-Total			15	10.50
CCI Well-Being Outcomes				
EPSDT Medical Visits	94%	100%	4	4.00
EPSDT Dental Visits	89%	100%	4	4.00
Academic Supports	77%	79%	3	2.37
Provider ECEM Visits	83%	93%	7	6.51
Provider General Contacts	80%	87%	7	6.09
Placements with Siblings	34%	0%	Not Scored	Not Scored
Placements within Legal County	16%	0%	Not Scored	Not Scored
Well-Being Sub-Total			25	22.97
*Performance calculation descriptions can be found in the FY 2017 RBWO PBP Measurements and Standards Guide.				

Monitoring & Outcomes: Possible Points = 100	Points Earned = 78.53
Score Before Incentives Credit	78.53%
Incentives Awarded	8.00 pts
PBP Verification	N/A pts
Total Score	86.53%



DHS, DFCS, Office of Provider Management
Performance-Based Placement Measures
RBWO Provider GA+SCORECARD - CCI



Report Quarter: Q2 FY2017

Provider/Program Name: Community Growth Children's Academy - (5169) - CCI

Program Census Information:		# Children in Care During Quarter: 10	# Placements During Quarter: 10	# Children in Care On Last Day: 5
CCI Incentive Credits	Avg Performance All CCIs (Points)	Provider Performance (%)*	Possible Points (Weight)	Provider Points Earned
Early EPSDT Medical Visits		100%	2	2.00
Early EPSDT Dental Visits		100%	2	2.00
Permanency Contacts		0%	5	0.00
Additional Academic Supports		0%	2	0.00
Active Agency Accreditation		0%	4	0.00
Staff Clinical Licensure		0%	5	0.00
Behavior Management (threshold = 0)		100%	4	4.00
Incentives Total	7.31		24	8.00
Maximum total combined incentive credit allowed is 10 points.			Incentives Awarded	8.00

*Performance calculation descriptions can be found in the FY 2017 RBWO PBP Measurements and Standards Guide.

Child Protective Services Investigations and Dispositions

The following investigations data, which is not used for scoring but is considered significant to a provider's performance, is from Georgia SHINES and is not considered final or complete until the end of the fiscal year.

Total Reports:	0	
Number Screened In:	0	
Number Screened Out:	0	
Number Substantiated:	0	
Number Unsubstantiated:	0	
Number Active CPS Investigations:	0	



DHS, DFCS, Office of Provider Management
Performance-Based Placement Measures
RBWO Provider GA+SCORECARD - CCI



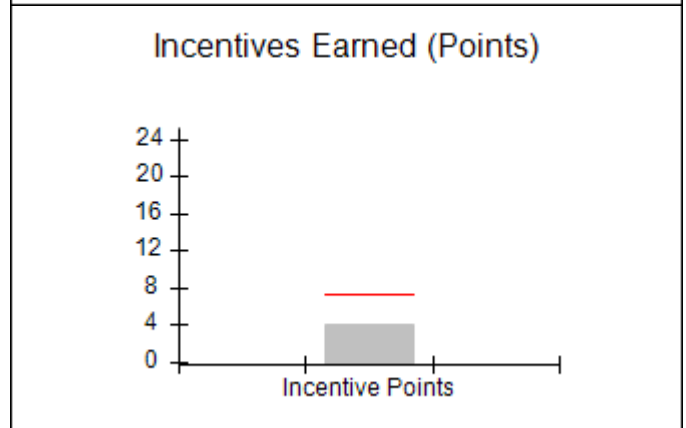
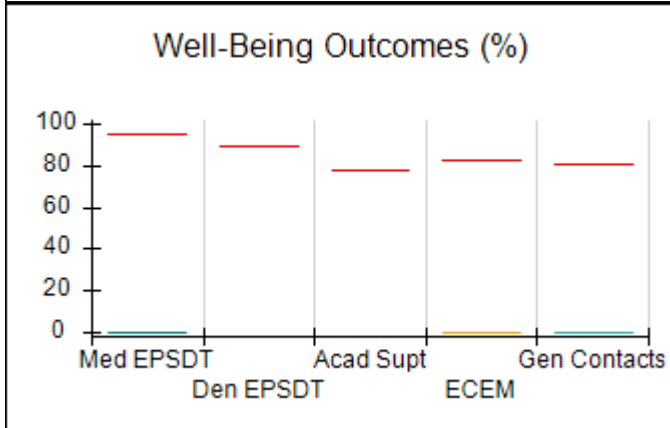
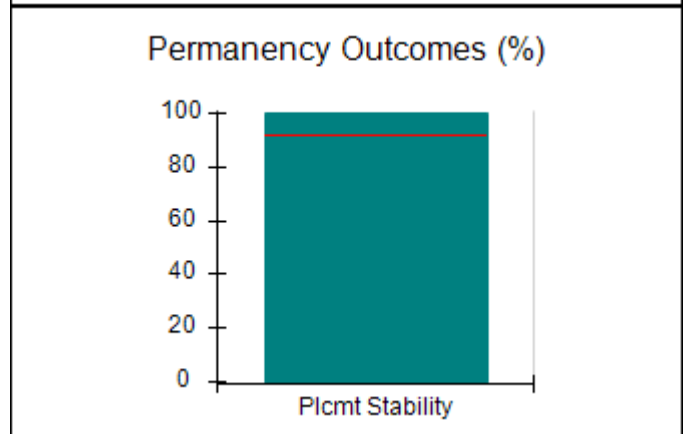
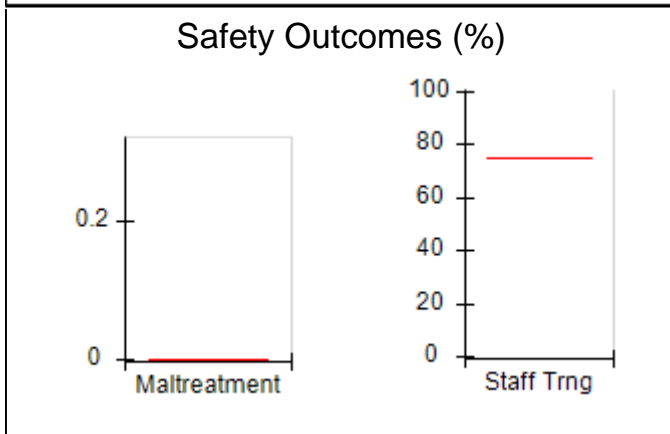
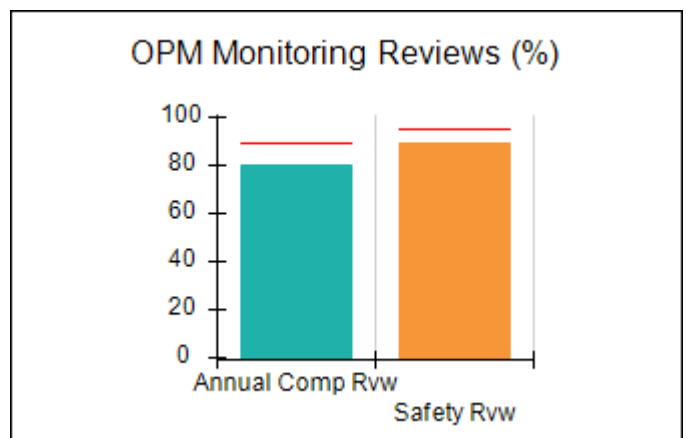
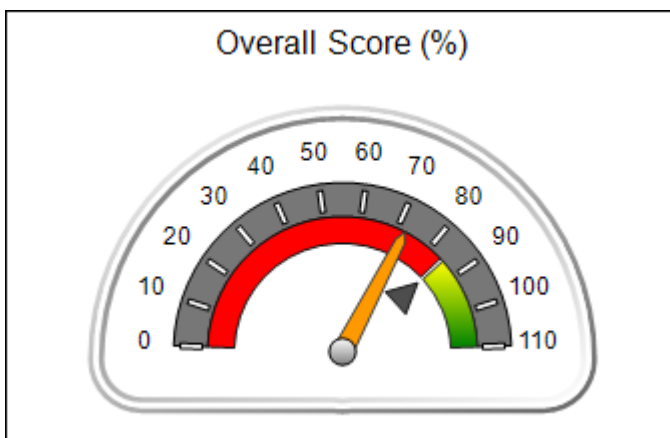
Report Quarter: Q2 FY2017

Provider/Program Name: Coweta Teen Mothers & Babe Service Center, Inc. - (5145) - CCI

5107 Rocky Run, Stone Mountain, GA 30088 Phone: 770-808-9108 Vendor ID# 115437	Quarterly Scores (Grades)		Current Quarter Score (Grade)
	Q1: 72.29 (C-)	Q2: 72.29 (C-)	72.29%
	Q3: N/A	Q4: N/A	(C-)
Program Census Information:	# Children in Care During Quarter: 1	# Placements During Quarter: 1	# Children in Care On Last Day: 1

Quarterly Provider Comparisons to All CCIs

▼ — indicates average for all CCIs





DHS, DFCS, Office of Provider Management
Performance-Based Placement Measures
RBWO Provider GA+SCORECARD - CCI



Report Quarter: Q2 FY2017

Provider/Program Name: Coweta Teen Mothers & Babe Service Center, Inc. - (5145) - CCI

5107 Rocky Run, Stone Mountain, GA 30088 Phone: 770-808-9108 Vendor ID# 115437	Quarterly Scores (Grades)		Current Quarter Score (Grade)
	Q1: 72.29 (C-)	Q2: 72.29 (C-)	72.29%
	Q3: N/A	Q4: N/A	(C-)

Program Census Information:	# Children in Care During Quarter: 1	# Placements During Quarter: 1	# Children in Care On Last Day: 1
------------------------------------	--------------------------------------	--------------------------------	-----------------------------------

	Avg Performance All CCIs (%)	Provider Performance (%)*	Possible Points (Weight)	Provider Points Earned
--	-------------------------------------	----------------------------------	---------------------------------	-------------------------------

OPM Monitoring Reviews

Annual Comprehensive Reviews	89%	80%	25	19.94
Safety Reviews	95%	89%	15	13.35
Monitoring Sub-Total			40	33.29

CCI Safety Outcomes

Incidence of Maltreatment	0.00%	No Substantiated Reports	20	20.00
Staff Training	75%	Not Eligible		
Safety Sub-Total			20	20.00

CCI Permanency Outcomes

Placement Stability	92%	100%	15	15.00
Permanency Sub-Total			15	15.00

CCI Well-Being Outcomes

EPSDT Medical Visits	94%	0%	5.6	0.00
EPSDT Dental Visits	89%	Not Eligible		
Academic Supports	77%	Not Eligible		
Provider ECEM Visits	83%	0%	9.7	0.00
Provider General Contacts	80%	0%	9.7	0.00
Placements with Siblings	34%	Not Eligible	Not Scored	Not Scored
Placements within Legal County	16%	Not Eligible	Not Scored	Not Scored
Well-Being Sub-Total			25	0.00

*Performance calculation descriptions can be found in the FY 2017 RBWO PBP Measurements and Standards Guide.

Monitoring & Outcomes: Possible Points = 100		Points Earned = 68.29	
Score Before Incentives Credit			68.29%
Incentives Awarded			4.00 pts
PBP Verification			N/A pts
Total Score			72.29%



DHS, DFCS, Office of Provider Management
Performance-Based Placement Measures
RBWO Provider GA+SCORECARD - CCI



Report Quarter: Q2 FY2017

Provider/Program Name: Coweta Teen Mothers & Babe Service Center, Inc. - (5145) - CCI

Program Census Information:		# Children in Care During Quarter: 1	# Placements During Quarter: 1	# Children in Care On Last Day: 1
CCI Incentive Credits	Avg Performance All CCIs (Points)	Provider Performance (%)*	Possible Points (Weight)	Provider Points Earned
Early EPSDT Medical Visits		0%	2	0.00
Early EPSDT Dental Visits		0%	2	0.00
Permanency Contacts		None Planned	5	
Additional Academic Supports		Not Eligible	2	
Active Agency Accreditation		0%	4	0.00
Staff Clinical Licensure		0%	5	0.00
Behavior Management (threshold = 0)		100%	4	4.00
Incentives Total	7.31		24	4.00
Maximum total combined incentive credit allowed is 10 points.			Incentives Awarded	4.00

*Performance calculation descriptions can be found in the FY 2017 RBWO PBP Measurements and Standards Guide.

Child Protective Services Investigations and Dispositions

The following investigations data, which is not used for scoring but is considered significant to a provider's performance, is from Georgia SHINES and is not considered final or complete until the end of the fiscal year.

Total Reports:	0	
Number Screened In:	0	
Number Screened Out:	0	
Number Substantiated:	0	
Number Unsubstantiated:	0	
Number Active CPS Investigations:	0	



DHS, DFCS, Office of Provider Management
Performance-Based Placement Measures
RBWO Provider GA+SCORECARD - CCI



Report Quarter: Q2 FY2017

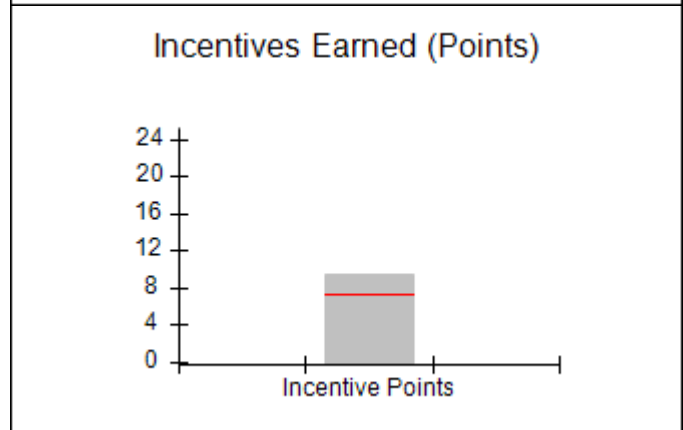
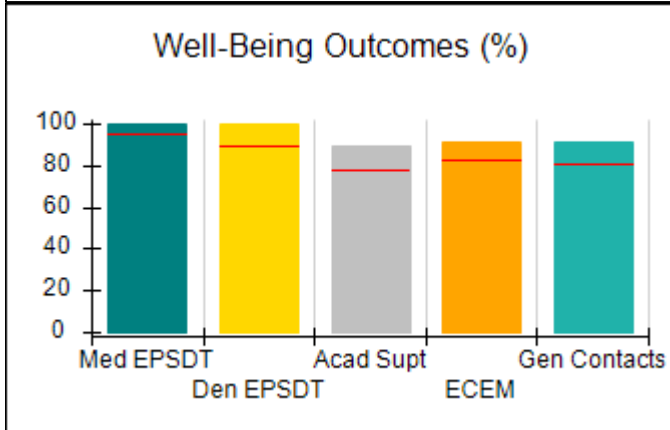
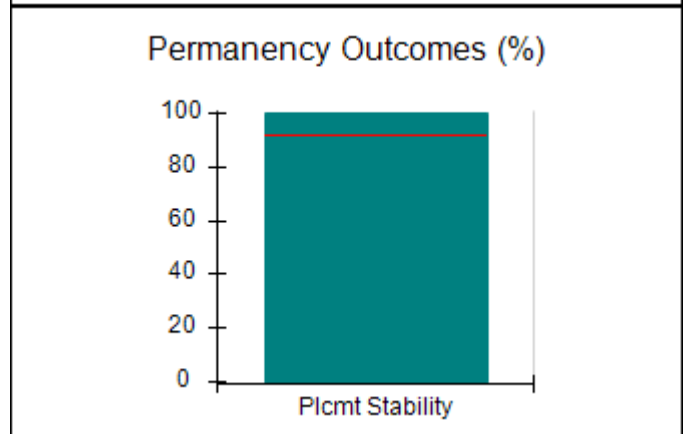
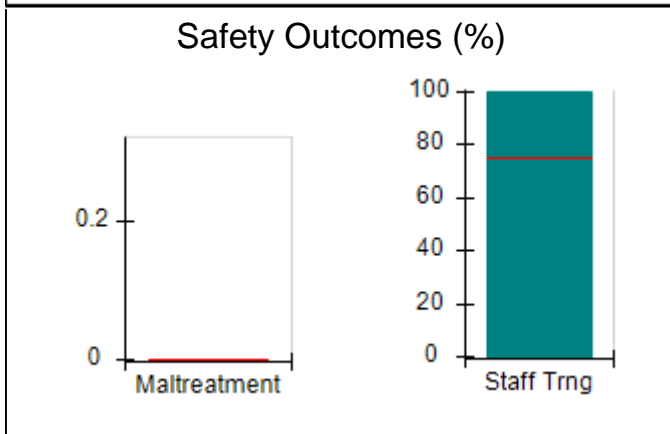
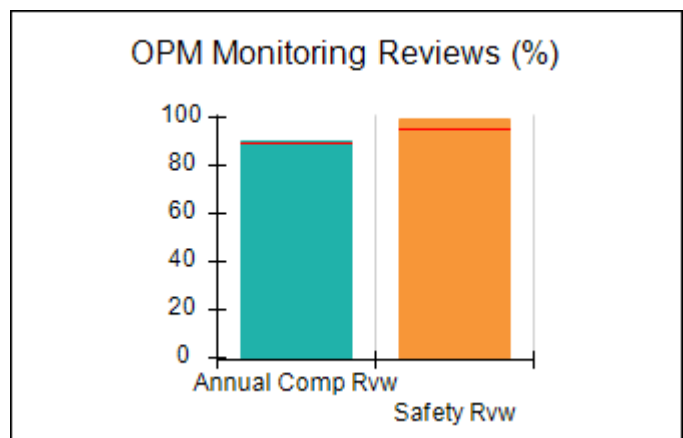
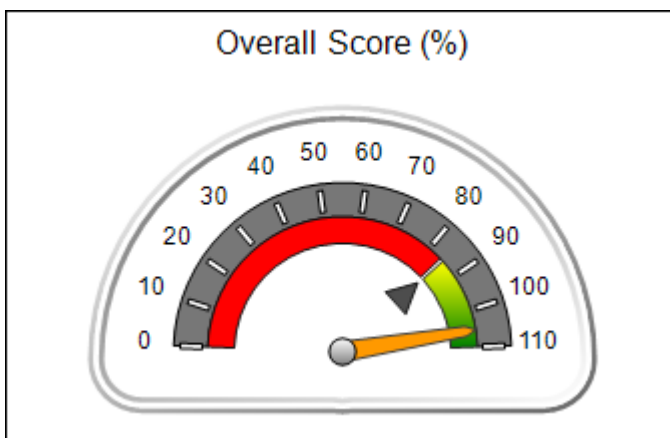
Provider/Program Name: Deloach Group Home - (619) - CCI

282 North East Anchor RD, Ludowici, GA 31316 Phone: 912-545-9458 Vendor ID# 35304	Quarterly Scores (Grades)		Current Quarter Score (Grade)
	Q1: 103.13 (A+)	Q2: 105.45 (A+)	105.45% (A+)
	Q3: N/A	Q4: N/A	

Program Census Information:	# Children in Care During Quarter: 22	# Placements During Quarter: 22	# Children in Care On Last Day: 16
-----------------------------	---------------------------------------	---------------------------------	------------------------------------

Quarterly Provider Comparisons to All CCIs

▼ — indicates average for all CCIs





DHS, DFCS, Office of Provider Management
Performance-Based Placement Measures
RBWO Provider GA+SCORECARD - CCI



Report Quarter: Q2 FY2017

Provider/Program Name: Deloach Group Home - (619) - CCI				
282 North East Anchor RD, Ludowici, GA 31316 Phone: 912-545-9458 Vendor ID# 35304		Quarterly Scores (Grades)		Current Quarter Score (Grade)
		Q1: 103.13 (A+)	Q2: 105.45 (A+)	105.45% (A+)
		Q3: N/A	Q4: N/A	
Program Census Information:		# Children in Care During Quarter: 22	# Placements During Quarter: 22	# Children in Care On Last Day: 16
	Avg Performance All CCIs (%)	Provider Performance (%)*	Possible Points (Weight)	Provider Points Earned
OPM Monitoring Reviews				
Annual Comprehensive Reviews	89%	90%	25	22.58
Safety Reviews	95%	100%	15	14.94
Monitoring Sub-Total			40	37.52
CCI Safety Outcomes				
Incidence of Maltreatment	0.00%	No Substantiated Reports	10	10.00
Staff Training	75%	100%	10	10.00
Safety Sub-Total			20	20.00
CCI Permanency Outcomes				
Placement Stability	92%	100%	15	15.00
Permanency Sub-Total			15	15.00
CCI Well-Being Outcomes				
EPSDT Medical Visits	94%	100%	4	4.00
EPSDT Dental Visits	89%	100%	4	4.00
Academic Supports	77%	89%	3	2.67
Provider ECEM Visits	83%	91%	7	6.37
Provider General Contacts	80%	91%	7	6.37
Placements with Siblings	34%	100%	Not Scored	Not Scored
Placements within Legal County	16%	14%	Not Scored	Not Scored
Well-Being Sub-Total			25	23.41
*Performance calculation descriptions can be found in the FY 2017 RBWO PBP Measurements and Standards Guide.				

Monitoring & Outcomes: Possible Points = 100	Points Earned = 95.93
Score Before Incentives Credit	95.93%
Incentives Awarded	9.52 pts
PBP Verification	N/A pts
Total Score	105.45%



DHS, DFCS, Office of Provider Management
Performance-Based Placement Measures
RBWO Provider GA+SCORECARD - CCI



Report Quarter: Q2 FY2017

Provider/Program Name: Deloach Group Home - (619) - CCI

Program Census Information:		# Children in Care During Quarter: 22	# Placements During Quarter: 22	# Children in Care On Last Day: 16
CCI Incentive Credits	Avg Performance All CCIs (Points)	Provider Performance (%)*	Possible Points (Weight)	Provider Points Earned
Early EPSDT Medical Visits		100%	2	2.00
Early EPSDT Dental Visits		100%	2	2.00
Permanency Contacts		20%	5	1.00
Additional Academic Supports		26%	2	0.52
Active Agency Accreditation		0%	4	0.00
Staff Clinical Licensure		0%	5	0.00
Behavior Management (threshold = 0)		100%	4	4.00
Incentives Total	7.31		24	9.52
Maximum total combined incentive credit allowed is 10 points.			Incentives Awarded	9.52

*Performance calculation descriptions can be found in the FY 2017 RBWO PBP Measurements and Standards Guide.

Child Protective Services Investigations and Dispositions

The following investigations data, which is not used for scoring but is considered significant to a provider's performance, is from Georgia SHINES and is not considered final or complete until the end of the fiscal year.

Total Reports:	0	
Number Screened In:	0	
Number Screened Out:	0	
Number Substantiated:	0	
Number Unsubstantiated:	0	
Number Active CPS Investigations:	0	



Performance-Based Placement Measures RBWO Provider GA+SCORECARD - CCI

Report Quarter: Q2 FY2017

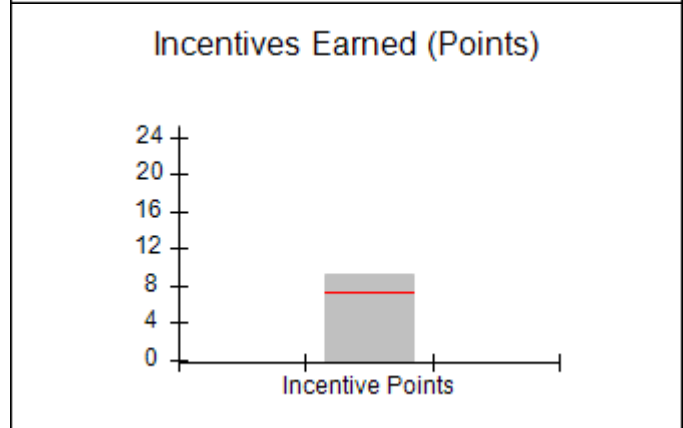
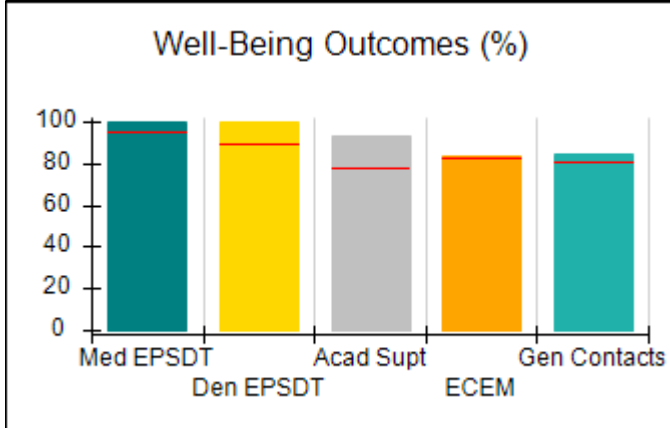
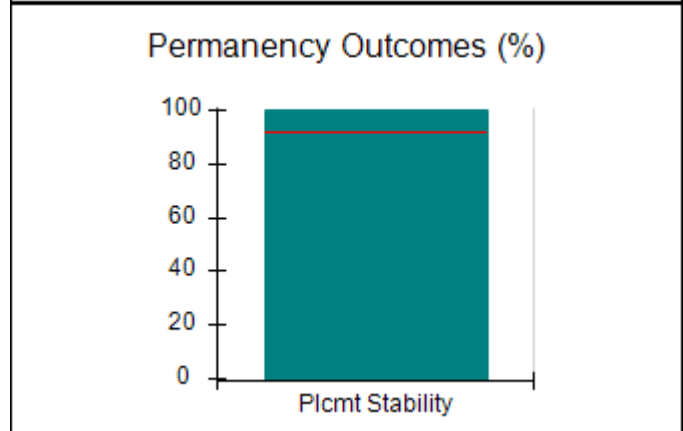
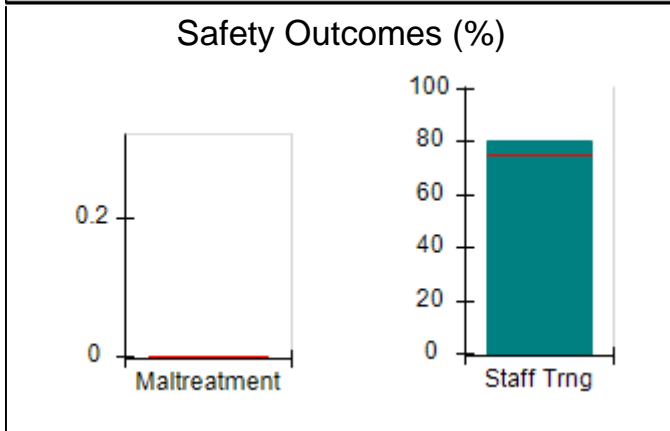
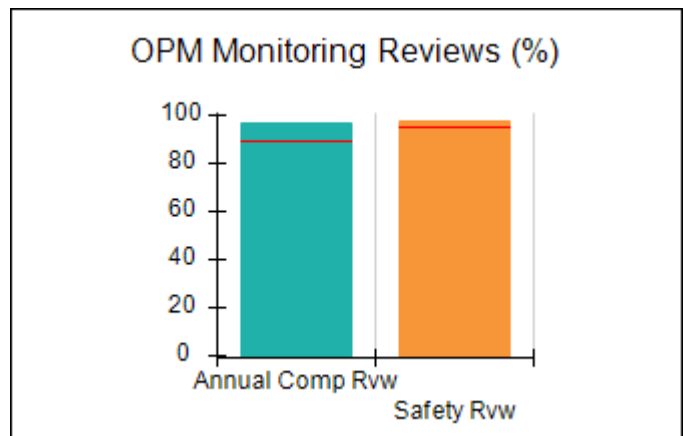
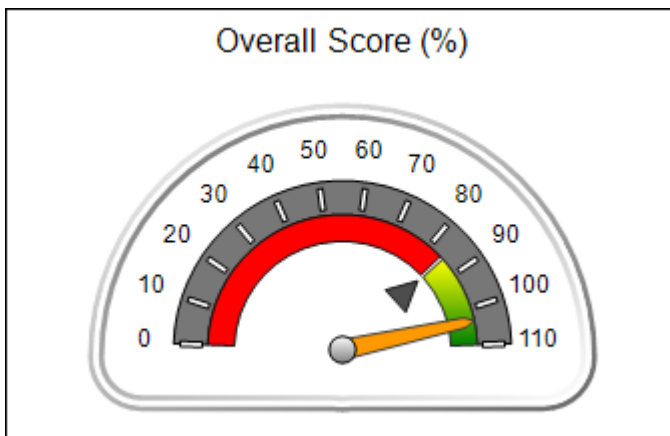
Provider/Program Name: Devereux GA Treatment Network - MAAC Plus (5134) - CCI

1291 Stanley Road, Kennesaw, GA 30512 Phone: 678-303-5200 Vendor ID# 114150	Quarterly Scores (Grades)		Current Quarter Score (Grade)
	Q1: 104.33 (A+)	Q2: 103.51 (A+)	103.51% (A+)
	Q3: N/A	Q4: N/A	

Program Census Information:	# Children in Care During Quarter: 27	# Placements During Quarter: 27	# Children in Care On Last Day: 19
-----------------------------	---------------------------------------	---------------------------------	------------------------------------

Quarterly Provider Comparisons to All CCIs

▼ — indicates average for all CCIs





DHS, DFCS, Office of Provider Management
Performance-Based Placement Measures
RBWO Provider GA+SCORECARD - CCI



Report Quarter: Q2 FY2017

Provider/Program Name: Devereux GA Treatment Network - MAAC Plus (5134) - CCI				
1291 Stanley Road, Kennesaw, GA 30512 Phone: 678-303-5200 Vendor ID# 114150		Quarterly Scores (Grades)		Current Quarter Score (Grade)
		Q1: 104.33 (A+)	Q2: 103.51 (A+)	103.51% (A+)
		Q3: N/A	Q4: N/A	
Program Census Information:		# Children in Care During Quarter: 27	# Placements During Quarter: 27	# Children in Care On Last Day: 19
	Avg Performance All CCIs (%)	Provider Performance (%)*	Possible Points (Weight)	Provider Points Earned
OPM Monitoring Reviews				
Annual Comprehensive Reviews	89%	97%	25	24.17
Safety Reviews	95%	97%	15	14.61
Monitoring Sub-Total			40	38.78
CCI Safety Outcomes				
Incidence of Maltreatment	0.00%	No Substantiated Reports	10	10.00
Staff Training	75%	80%	10	8.00
Safety Sub-Total			20	18.00
CCI Permanency Outcomes				
Placement Stability	92%	100%	15	15.00
Permanency Sub-Total			15	15.00
CCI Well-Being Outcomes				
EPSDT Medical Visits	94%	100%	4	4.00
EPSDT Dental Visits	89%	100%	4	4.00
Academic Supports	77%	93%	3	2.79
Provider ECEM Visits	83%	83%	7	5.81
Provider General Contacts	80%	84%	7	5.88
Placements with Siblings	34%	0%	Not Scored	Not Scored
Placements within Legal County	16%	0%	Not Scored	Not Scored
Well-Being Sub-Total			25	22.48

*Performance calculation descriptions can be found in the FY 2017 RBWO PBP Measurements and Standards Guide.

Monitoring & Outcomes: Possible Points = 100	Points Earned = 94.26
Score Before Incentives Credit	94.26%
Incentives Awarded	9.25 pts
PBP Verification	N/A pts
Total Score	103.51%



DHS, DFCS, Office of Provider Management
Performance-Based Placement Measures
RBWO Provider GA+SCORECARD - CCI



Report Quarter: Q2 FY2017

Provider/Program Name: Devereux GA Treatment Network - MAAC Plus (5134) - CCI

Program Census Information:		# Children in Care During Quarter: 27	# Placements During Quarter: 27	# Children in Care On Last Day: 19
CCI Incentive Credits	Avg Performance All CCIs (Points)	Provider Performance (%)*	Possible Points (Weight)	Provider Points Earned
Early EPSDT Medical Visits		100%	2	2.00
Early EPSDT Dental Visits		100%	2	2.00
Permanency Contacts		25%	5	1.25
Additional Academic Supports		0%	2	0.00
Active Agency Accreditation		0%	4	0.00
Staff Clinical Licensure		0%	5	0.00
Behavior Management (threshold = 0)		100%	4	4.00
Incentives Total	7.31		24	9.25
Maximum total combined incentive credit allowed is 10 points.			Incentives Awarded	9.25

*Performance calculation descriptions can be found in the FY 2017 RBWO PBP Measurements and Standards Guide.

Child Protective Services Investigations and Dispositions

The following investigations data, which is not used for scoring but is considered significant to a provider's performance, is from Georgia SHINES and is not considered final or complete until the end of the fiscal year.

Total Reports:	1	
Number Screened In:	1	
Number Screened Out:	0	
Number Substantiated:	0	
Number Unsubstantiated:	2	
Number Active CPS Investigations:	-1	



Performance-Based Placement Measures RBWO Provider GA+SCORECARD - CCI

Report Quarter: Q2 FY2017

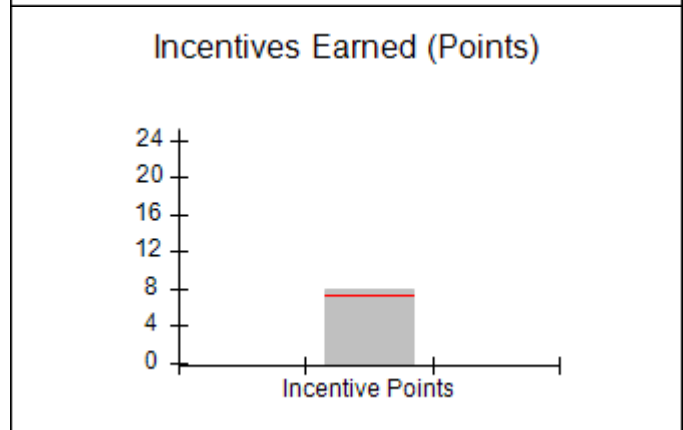
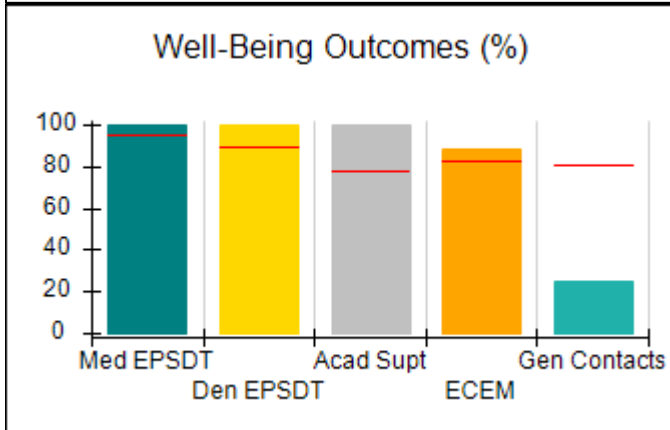
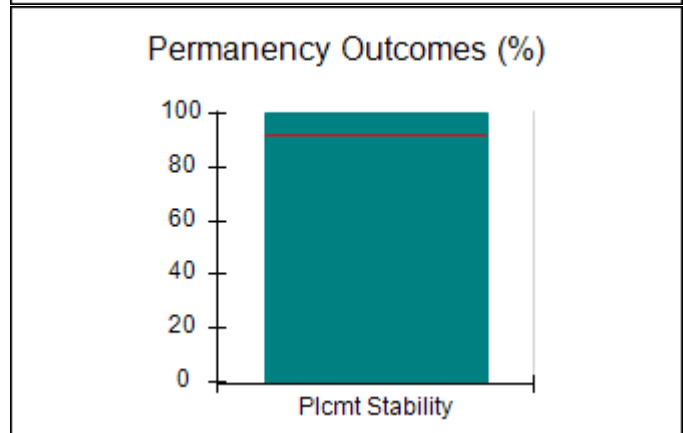
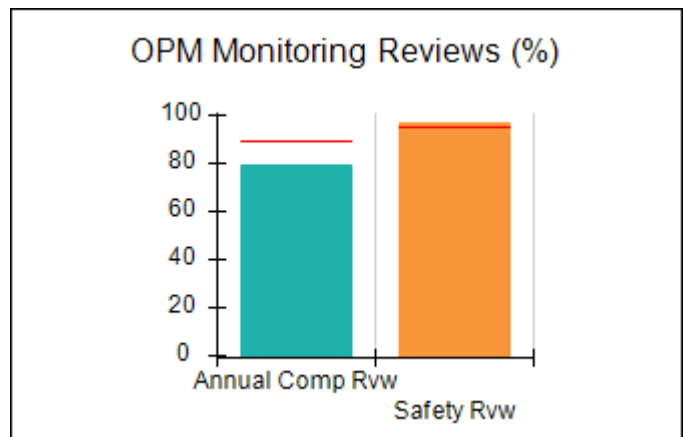
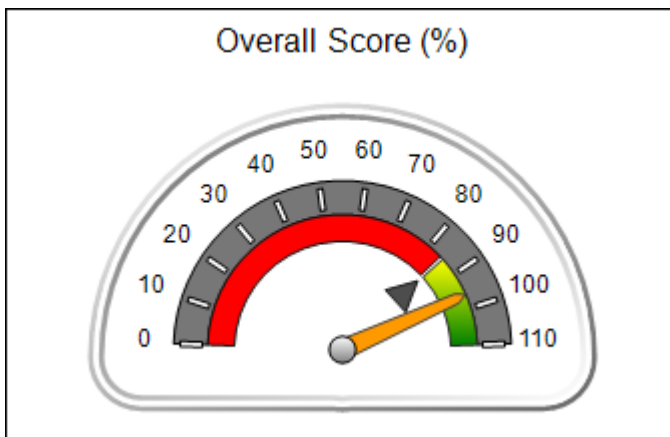
Provider/Program Name: Dr. Xavier Moore Home for Boys, LLC - (formerly Family Community Care Centers) (634) - CCI

280 Tomer Rd., Perry, GA 31069 Phone: 4789738780 Vendor ID# 80909	Quarterly Scores (Grades)		Current Quarter Score (Grade)
	Q1: 87.56 (B+)	Q2: 96.21 (A)	96.21% (A)
	Q3: N/A	Q4: N/A	

Program Census Information:	# Children in Care During Quarter: 7	# Placements During Quarter: 7	# Children in Care On Last Day: 4
-----------------------------	--------------------------------------	--------------------------------	-----------------------------------

Quarterly Provider Comparisons to All CCIs

▼ — indicates average for all CCIs





**Performance-Based Placement Measures
RBWO Provider GA+SCORECARD - CCI**

Report Quarter: Q2 FY2017

Provider/Program Name: Dr. Xavier Moore Home for Boys, LLC - (formerly Family Community Care Centers) (634) - CCI				
280 Tomer Rd., Perry, GA 31069		Quarterly Scores (Grades)		Current Quarter Score (Grade)
Phone: 4789738780		Q1: 87.56 (B+)	Q2: 96.21 (A)	96.21% (A)
Vendor ID# 80909		Q3: N/A	Q4: N/A	
Program Census Information:		# Children in Care During Quarter: 7	# Placements During Quarter: 7	# Children in Care On Last Day: 4
	Avg Performance All CCIs (%)	Provider Performance (%)*	Possible Points (Weight)	Provider Points Earned
OPM Monitoring Reviews				
Annual Comprehensive Reviews	89%	79%	25	19.83
Safety Reviews	95%	96%	15	14.47
Monitoring Sub-Total			40	34.30
CCI Safety Outcomes				
Incidence of Maltreatment	0.00%	No Substantiated Reports	10	10.00
Staff Training	75%	100%	10	10.00
Safety Sub-Total			20	20.00
CCI Permanency Outcomes				
Placement Stability	92%	100%	15	15.00
Permanency Sub-Total			15	15.00
CCI Well-Being Outcomes				
EPSDT Medical Visits	94%	100%	4	4.00
EPSDT Dental Visits	89%	100%	4	4.00
Academic Supports	77%	100%	3	3.00
Provider ECEM Visits	83%	88%	7	6.16
Provider General Contacts	80%	25%	7	1.75
Placements with Siblings	34%	0%	Not Scored	Not Scored
Placements within Legal County	16%	0%	Not Scored	Not Scored
Well-Being Sub-Total			25	18.91
*Performance calculation descriptions can be found in the FY 2017 RBWO PBP Measurements and Standards Guide.				

Monitoring & Outcomes: Possible Points = 100	Points Earned = 88.21
Score Before Incentives Credit	88.21%
Incentives Awarded	8.00 pts
PBP Verification	N/A pts
Total Score	96.21%



DHS, DFCS, Office of Provider Management
Performance-Based Placement Measures
RBWO Provider GA+SCORECARD - CCI



Report Quarter: Q2 FY2017

Provider/Program Name: Dr. Xavier Moore Home for Boys, LLC - (formerly Family Community Care Centers) (634) - CCI

Program Census Information:		# Children in Care During Quarter: 7	# Placements During Quarter: 7	# Children in Care On Last Day: 4
CCI Incentive Credits	Avg Performance All CCIs (Points)	Provider Performance (%)*	Possible Points (Weight)	Provider Points Earned
Early EPSDT Medical Visits		100%	2	2.00
Early EPSDT Dental Visits		100%	2	2.00
Permanency Contacts		0%	5	0.00
Additional Academic Supports		0%	2	0.00
Active Agency Accreditation		0%	4	0.00
Staff Clinical Licensure		0%	5	0.00
Behavior Management (threshold = 0)		100%	4	4.00
Incentives Total	7.31		24	8.00
Maximum total combined incentive credit allowed is 10 points.			Incentives Awarded	8.00

*Performance calculation descriptions can be found in the FY 2017 RBWO PBP Measurements and Standards Guide.

Child Protective Services Investigations and Dispositions	
The following investigations data, which is not used for scoring but is considered significant to a provider's performance, is from Georgia SHINES and is not considered final or complete until the end of the fiscal year.	
Total Reports:	0
Number Screened In:	0
Number Screened Out:	0
Number Substantiated:	0
Number Unsubstantiated:	0
Number Active CPS Investigations:	0



DHS, DFCS, Office of Provider Management
Performance-Based Placement Measures
RBWO Provider GA+SCORECARD - CCI



Report Quarter: Q2 FY2017

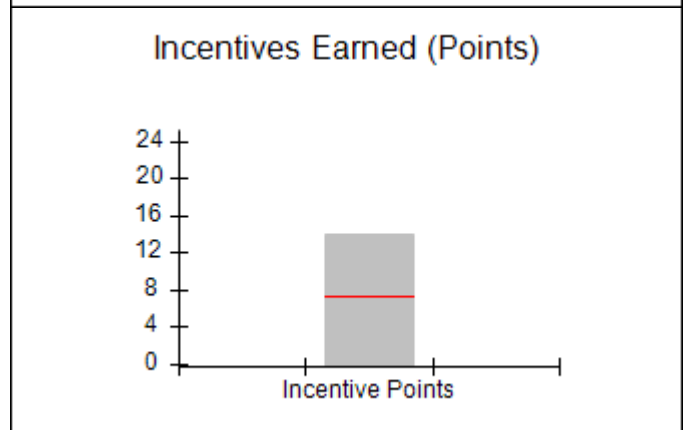
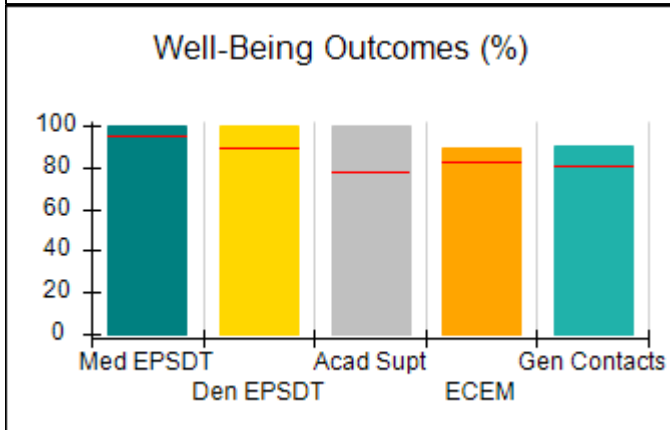
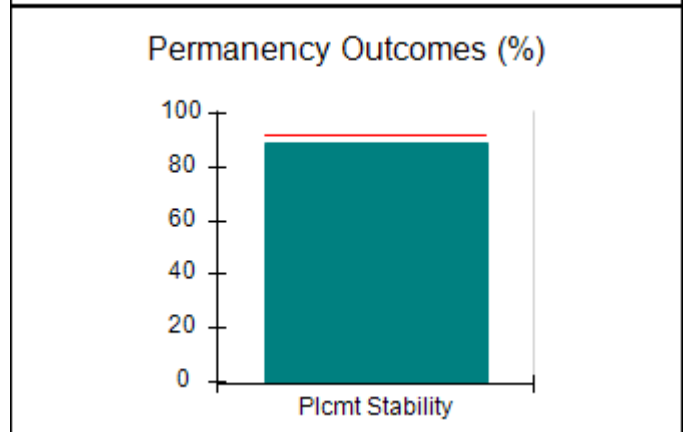
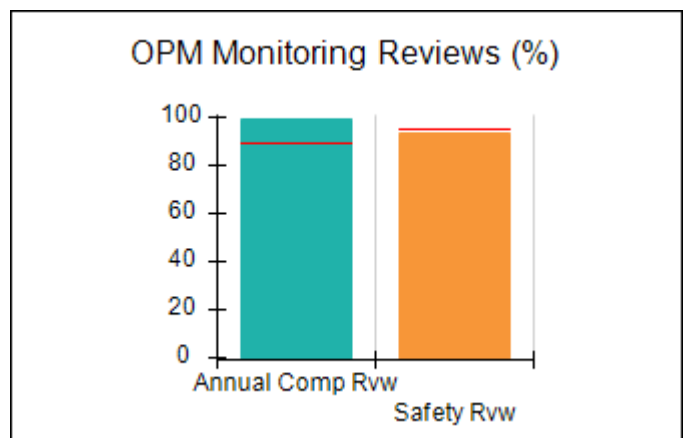
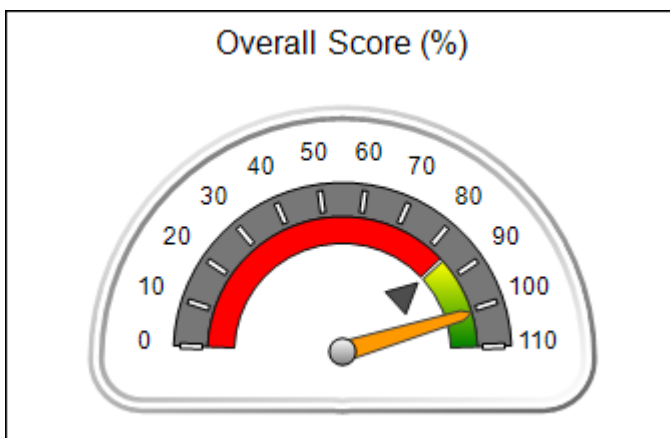
Provider/Program Name: Elks Aidmore Children's Center - (628) - CCI

2394 Morrison Rd., Conyers, GA 30094 Phone: 770-483-3535 Vendor ID# 35321	Quarterly Scores (Grades)		Current Quarter Score (Grade)
	Q1: 101.61 (A+)	Q2: 100.78 (A+)	100.78% (A+)
	Q3: N/A	Q4: N/A	

Program Census Information:	# Children in Care During Quarter: 18	# Placements During Quarter: 18	# Children in Care On Last Day: 11
-----------------------------	---------------------------------------	---------------------------------	------------------------------------

Quarterly Provider Comparisons to All CCIs

▼ — indicates average for all CCIs





DHS, DFCS, Office of Provider Management
Performance-Based Placement Measures
RBWO Provider GA+SCORECARD - CCI



Report Quarter: Q2 FY2017

Provider/Program Name: Elks Aidmore Children's Center - (628) - CCI				
2394 Morrison Rd., Conyers, GA 30094 Phone: 770-483-3535 Vendor ID# 35321		Quarterly Scores (Grades)		Current Quarter Score (Grade)
		Q1: 101.61 (A+)	Q2: 100.78 (A+)	100.78% (A+)
		Q3: N/A	Q4: N/A	
Program Census Information:		# Children in Care During Quarter: 18	# Placements During Quarter: 18	# Children in Care On Last Day: 11
	Avg Performance All CCIs (%)	Provider Performance (%)*	Possible Points (Weight)	Provider Points Earned
OPM Monitoring Reviews				
Annual Comprehensive Reviews	89%	99%	25	24.85
Safety Reviews	95%	94%	15	14.05
Monitoring Sub-Total			40	38.90
CCI Safety Outcomes				
Incidence of Maltreatment	0.00%	No Substantiated Reports	10	10.00
Staff Training	75%	50%	10	5.00
Safety Sub-Total			20	15.00
CCI Permanency Outcomes				
Placement Stability	92%	89%	15	13.35
Permanency Sub-Total			15	13.35
CCI Well-Being Outcomes				
EPSDT Medical Visits	94%	100%	4	4.00
EPSDT Dental Visits	89%	100%	4	4.00
Academic Supports	77%	100%	3	3.00
Provider ECEM Visits	83%	89%	7	6.23
Provider General Contacts	80%	90%	7	6.30
Placements with Siblings	34%	0%	Not Scored	Not Scored
Placements within Legal County	16%	0%	Not Scored	Not Scored
Well-Being Sub-Total			25	23.53

*Performance calculation descriptions can be found in the FY 2017 RBWO PBP Measurements and Standards Guide.

Monitoring & Outcomes: Possible Points = 100	Points Earned = 90.78
Score Before Incentives Credit	90.78%
Incentives Awarded	10.00 pts
PBP Verification	N/A pts
Total Score	100.78%



DHS, DFCS, Office of Provider Management
Performance-Based Placement Measures
RBWO Provider GA+SCORECARD - CCI



Report Quarter: Q2 FY2017

Provider/Program Name: Elks Aidmore Children's Center - (628) - CCI

Program Census Information:		# Children in Care During Quarter: 18	# Placements During Quarter: 18	# Children in Care On Last Day: 11
CCI Incentive Credits	Avg Performance All CCIs (Points)	Provider Performance (%)*	Possible Points (Weight)	Provider Points Earned
Early EPSDT Medical Visits		100%	2	2.00
Early EPSDT Dental Visits		86%	2	1.72
Permanency Contacts		100%	5	5.00
Additional Academic Supports		67%	2	1.34
Active Agency Accreditation		0%	4	0.00
Staff Clinical Licensure		0%	5	0.00
Behavior Management (threshold = 0)		100%	4	4.00
Incentives Total	7.31		24	14.06
Maximum total combined incentive credit allowed is 10 points.			Incentives Awarded	10.00

*Performance calculation descriptions can be found in the FY 2017 RBWO PBP Measurements and Standards Guide.

Child Protective Services Investigations and Dispositions

The following investigations data, which is not used for scoring but is considered significant to a provider's performance, is from Georgia SHINES and is not considered final or complete until the end of the fiscal year.

Total Reports:	0	
Number Screened In:	0	
Number Screened Out:	0	
Number Substantiated:	0	
Number Unsubstantiated:	0	
Number Active CPS Investigations:	0	



DHS, DFCS, Office of Provider Management
Performance-Based Placement Measures
RBWO Provider GA+SCORECARD - CCI



Report Quarter: Q2 FY2017

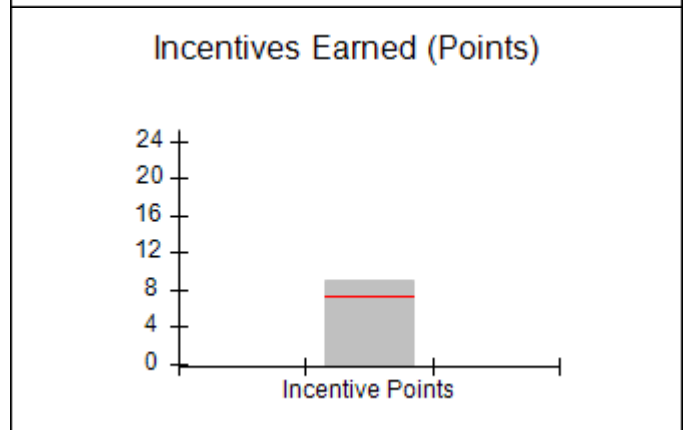
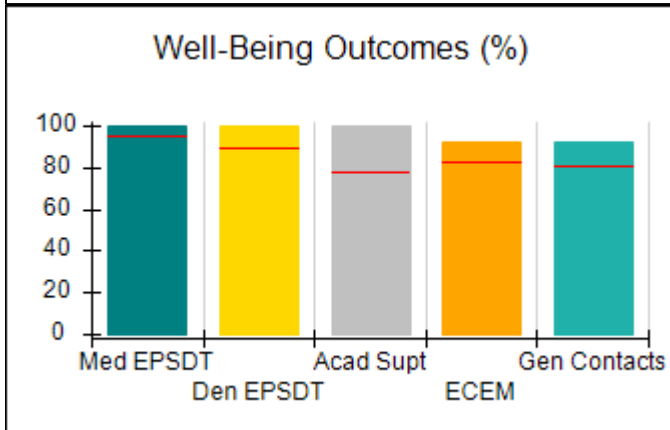
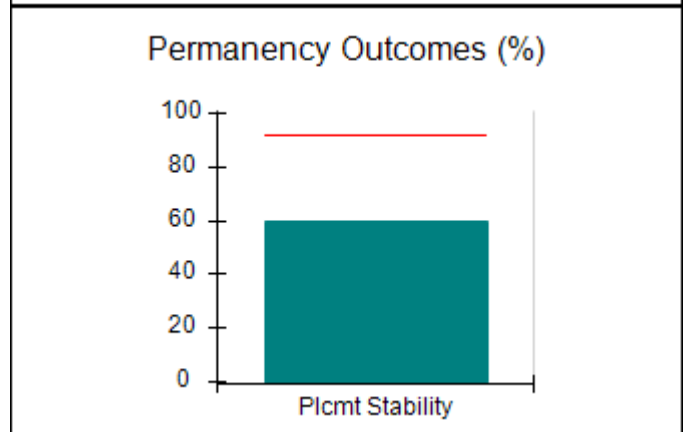
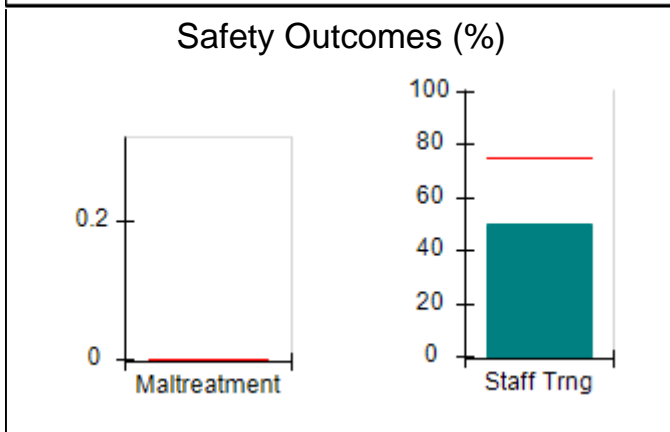
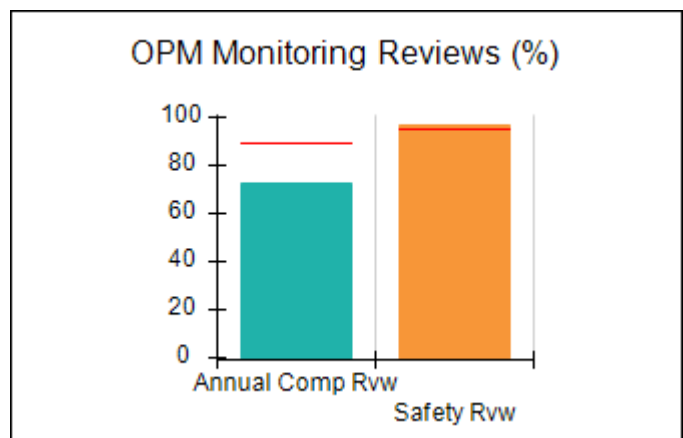
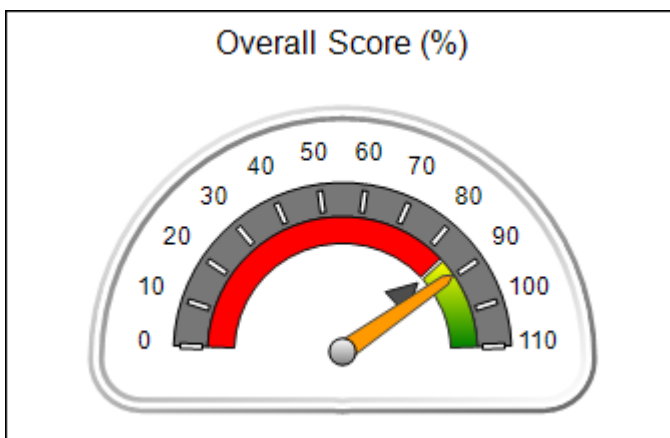
Provider/Program Name: Embracing Arms - (944) - CCI

1673 Hearthstone Court, Jonesboro, GA 30236 Phone: 770 477-2551 Vendor ID# 35323	Quarterly Scores (Grades)		Current Quarter Score (Grade)
	Q1: 96.38 (A)	Q2: 89.54 (B+)	89.54% (B+)
	Q3: N/A	Q4: N/A	

Program Census Information:	# Children in Care During Quarter: 10	# Placements During Quarter: 11	# Children in Care On Last Day: 5
-----------------------------	---------------------------------------	---------------------------------	-----------------------------------

Quarterly Provider Comparisons to All CCIs

▼ — indicates average for all CCIs





DHS, DFCS, Office of Provider Management
Performance-Based Placement Measures
RBWO Provider GA+SCORECARD - CCI



Report Quarter: Q2 FY2017

Provider/Program Name: Embracing Arms - (944) - CCI				
1673 Hearthstone Court, Jonesboro, GA 30236 Phone: 770 477-2551 Vendor ID# 35323		Quarterly Scores (Grades)		Current Quarter Score (Grade)
		Q1: 96.38 (A)	Q2: 89.54 (B+)	89.54% (B+)
		Q3: N/A	Q4: N/A	
Program Census Information:		# Children in Care During Quarter: 10	# Placements During Quarter: 11	# Children in Care On Last Day: 5
	Avg Performance All CCIs (%)	Provider Performance (%)*	Possible Points (Weight)	Provider Points Earned
OPM Monitoring Reviews				
Annual Comprehensive Reviews	89%	72%	25	18.11
Safety Reviews	95%	97%	15	14.48
Monitoring Sub-Total			40	32.58
CCI Safety Outcomes				
Incidence of Maltreatment	0.00%	No Substantiated Reports	10	10.00
Staff Training	75%	50%	10	5.00
Safety Sub-Total			20	15.00
CCI Permanency Outcomes				
Placement Stability	92%	60%	15	9.00
Permanency Sub-Total			15	9.00
CCI Well-Being Outcomes				
EPSDT Medical Visits	94%	100%	4	4.00
EPSDT Dental Visits	89%	100%	4	4.00
Academic Supports	77%	100%	3	3.00
Provider ECEM Visits	83%	92%	7	6.44
Provider General Contacts	80%	92%	7	6.44
Placements with Siblings	34%	0%	Not Scored	Not Scored
Placements within Legal County	16%	0%	Not Scored	Not Scored
Well-Being Sub-Total			25	23.88
*Performance calculation descriptions can be found in the FY 2017 RBWO PBP Measurements and Standards Guide.				

Monitoring & Outcomes: Possible Points = 100	Points Earned = 80.46
Score Before Incentives Credit	80.46%
Incentives Awarded	9.08 pts
PBP Verification	N/A pts
Total Score	89.54%



DHS, DFCS, Office of Provider Management
Performance-Based Placement Measures
RBWO Provider GA+SCORECARD - CCI



Report Quarter: Q2 FY2017

Provider/Program Name: Embracing Arms - (944) - CCI

Program Census Information:		# Children in Care During Quarter: 10	# Placements During Quarter: 11	# Children in Care On Last Day: 5
CCI Incentive Credits	Avg Performance All CCIs (Points)	Provider Performance (%)*	Possible Points (Weight)	Provider Points Earned
Early EPSDT Medical Visits		100%	2	2.00
Early EPSDT Dental Visits		Not Eligible	2	
Permanency Contacts		None Planned	5	
Additional Academic Supports		54%	2	1.08
Active Agency Accreditation		50%	4	2.00
Staff Clinical Licensure		0%	5	0.00
Behavior Management (threshold = 0)		100%	4	4.00
Incentives Total	7.31		24	9.08
Maximum total combined incentive credit allowed is 10 points.			Incentives Awarded	9.08

*Performance calculation descriptions can be found in the FY 2017 RBWO PBP Measurements and Standards Guide.

Child Protective Services Investigations and Dispositions

The following investigations data, which is not used for scoring but is considered significant to a provider's performance, is from Georgia SHINES and is not considered final or complete until the end of the fiscal year.

Total Reports:	1	
Number Screened In:	0	
Number Screened Out:	1	
Number Substantiated:	0	
Number Unsubstantiated:	1	
Number Active CPS Investigations:	-1	



DHS, DFCS, Office of Provider Management
Performance-Based Placement Measures
RBWO Provider GA+SCORECARD - CCI



Report Quarter: Q2 FY2017

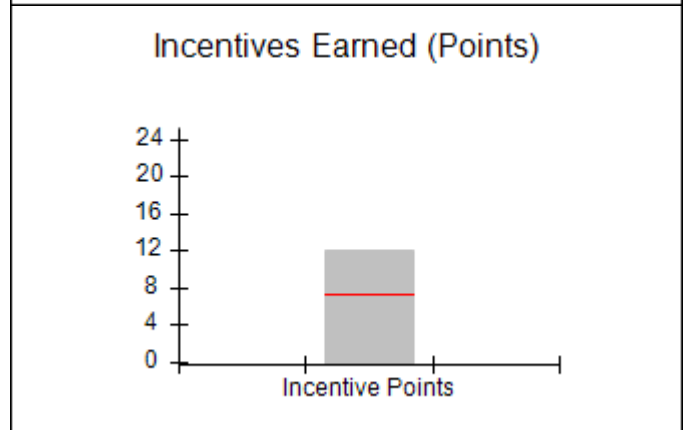
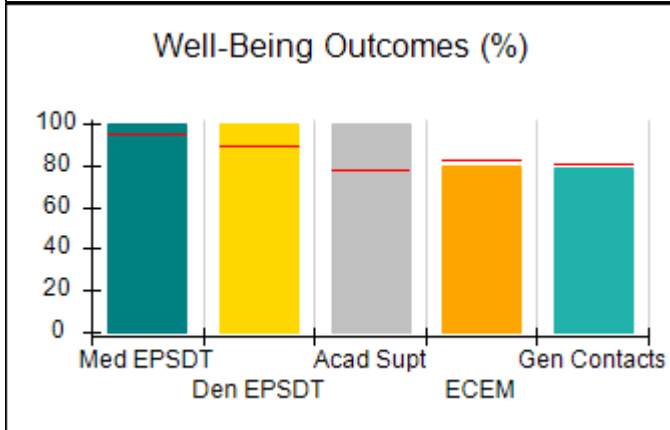
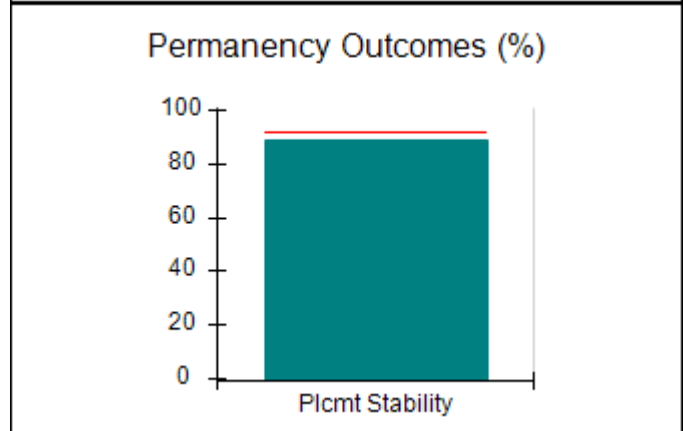
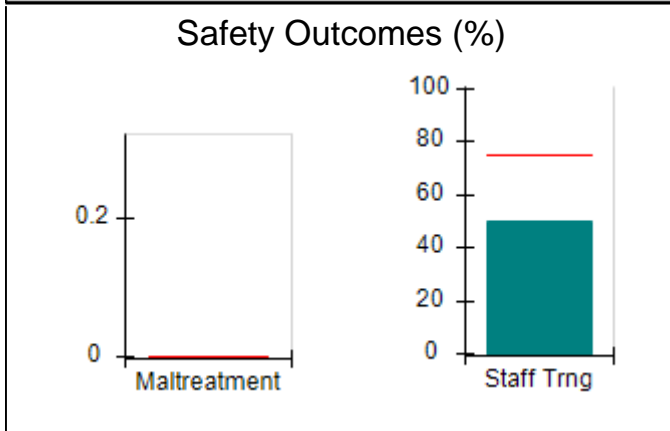
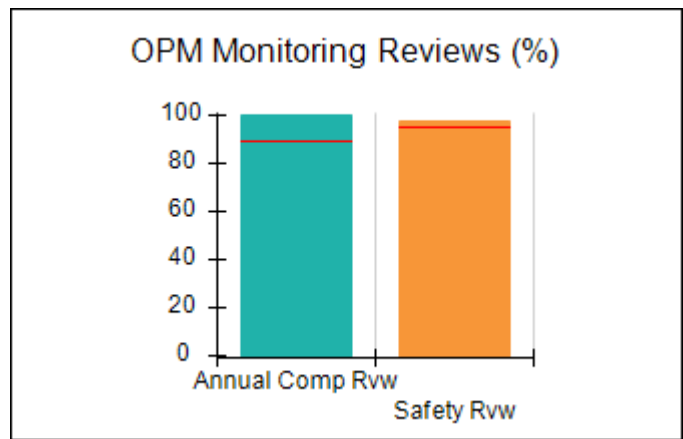
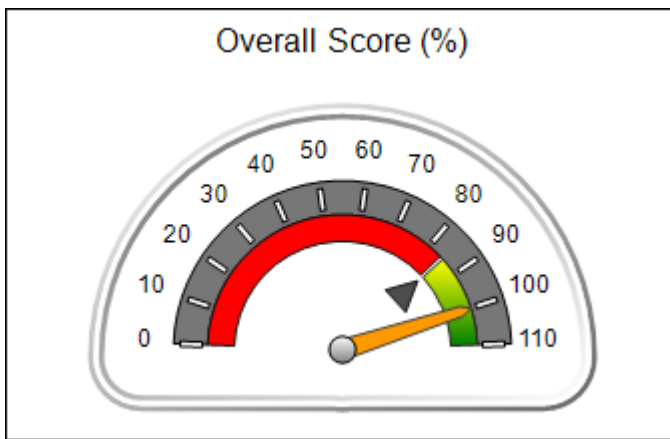
Provider/Program Name: Embracing Arms - Jackson (5194) - CCI

168 Evans Road, Jackson, GA 30233 Phone: 770-389-9886 Vendor ID# 125395	Quarterly Scores (Grades)		Current Quarter Score (Grade)
	Q1: 98.02 (A+)	Q2: 100.13 (A+)	100.13% (A+)
	Q3: N/A	Q4: N/A	

Program Census Information:	# Children in Care During Quarter: 9	# Placements During Quarter: 10	# Children in Care On Last Day: 5
-----------------------------	--------------------------------------	---------------------------------	-----------------------------------

Quarterly Provider Comparisons to All CCIs

▼ — indicates average for all CCIs





DHS, DFCS, Office of Provider Management
Performance-Based Placement Measures
RBWO Provider GA+SCORECARD - CCI



Report Quarter: Q2 FY2017

Provider/Program Name: Embracing Arms - Jackson (5194) - CCI				
168 Evans Road, Jackson, GA 30233 Phone: 770-389-9886 Vendor ID# 125395		Quarterly Scores (Grades)		Current Quarter Score (Grade)
		Q1: 98.02 (A+)	Q2: 100.13 (A+)	100.13% (A+)
		Q3: N/A	Q4: N/A	
Program Census Information:		# Children in Care During Quarter: 9	# Placements During Quarter: 10	# Children in Care On Last Day: 5
	Avg Performance All CCIs (%)	Provider Performance (%)*	Possible Points (Weight)	Provider Points Earned
OPM Monitoring Reviews				
Annual Comprehensive Reviews	89%	100%	25	25.00
Safety Reviews	95%	98%	15	14.65
Monitoring Sub-Total			40	39.65
CCI Safety Outcomes				
Incidence of Maltreatment	0.00%	No Substantiated Reports	10	10.00
Staff Training	75%	50%	10	5.00
Safety Sub-Total			20	15.00
CCI Permanency Outcomes				
Placement Stability	92%	89%	15	13.35
Permanency Sub-Total			15	13.35
CCI Well-Being Outcomes				
EPSDT Medical Visits	94%	100%	4	4.00
EPSDT Dental Visits	89%	100%	4	4.00
Academic Supports	77%	100%	3	3.00
Provider ECEM Visits	83%	80%	7	5.60
Provider General Contacts	80%	79%	7	5.53
Placements with Siblings	34%	0%	Not Scored	Not Scored
Placements within Legal County	16%	0%	Not Scored	Not Scored
Well-Being Sub-Total			25	22.13

*Performance calculation descriptions can be found in the FY 2017 RBWO PBP Measurements and Standards Guide.

Monitoring & Outcomes: Possible Points = 100	Points Earned = 90.13
Score Before Incentives Credit	90.13%
Incentives Awarded	10.00 pts
PBP Verification	N/A pts
Total Score	100.13%



DHS, DFCS, Office of Provider Management
Performance-Based Placement Measures
RBWO Provider GA+SCORECARD - CCI



Report Quarter: Q2 FY2017

Provider/Program Name: Embracing Arms - Jackson (5194) - CCI

Program Census Information:		# Children in Care During Quarter: 9	# Placements During Quarter: 10	# Children in Care On Last Day: 5
CCI Incentive Credits	Avg Performance All CCIs (Points)	Provider Performance (%)*	Possible Points (Weight)	Provider Points Earned
Early EPSDT Medical Visits		100%	2	2.00
Early EPSDT Dental Visits		100%	2	2.00
Permanency Contacts		0%	5	0.00
Additional Academic Supports		100%	2	2.00
Active Agency Accreditation		50%	4	2.00
Staff Clinical Licensure		0%	5	0.00
Behavior Management (threshold = 0)		100%	4	4.00
Incentives Total	7.31		24	12.00
Maximum total combined incentive credit allowed is 10 points.			Incentives Awarded	10.00

*Performance calculation descriptions can be found in the FY 2017 RBWO PBP Measurements and Standards Guide.

Child Protective Services Investigations and Dispositions

The following investigations data, which is not used for scoring but is considered significant to a provider's performance, is from Georgia SHINES and is not considered final or complete until the end of the fiscal year.

Total Reports:	1	
Number Screened In:	0	
Number Screened Out:	1	
Number Substantiated:	0	
Number Unsubstantiated:	0	
Number Active CPS Investigations:	0	



DHS, DFCS, Office of Provider Management
Performance-Based Placement Measures
RBWO Provider GA+SCORECARD - CCI



Report Quarter: Q2 FY2017

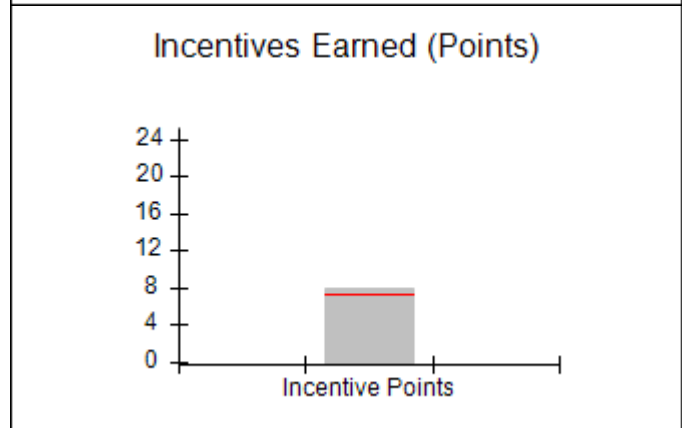
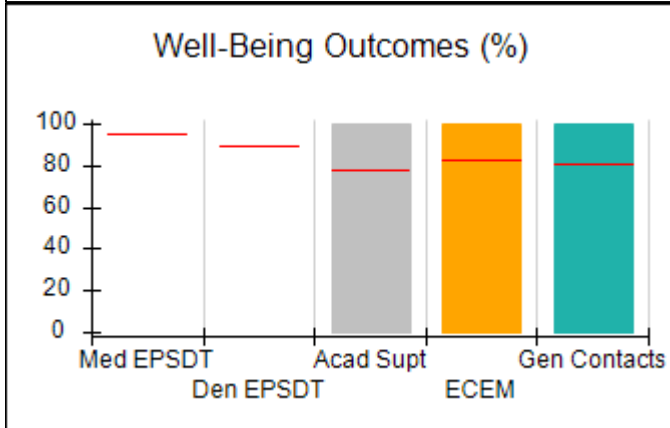
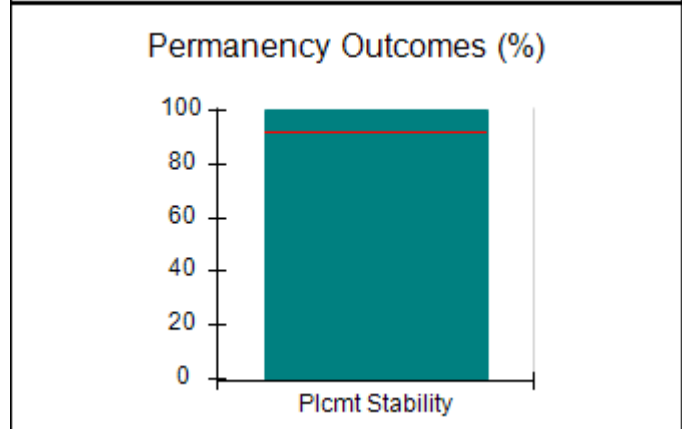
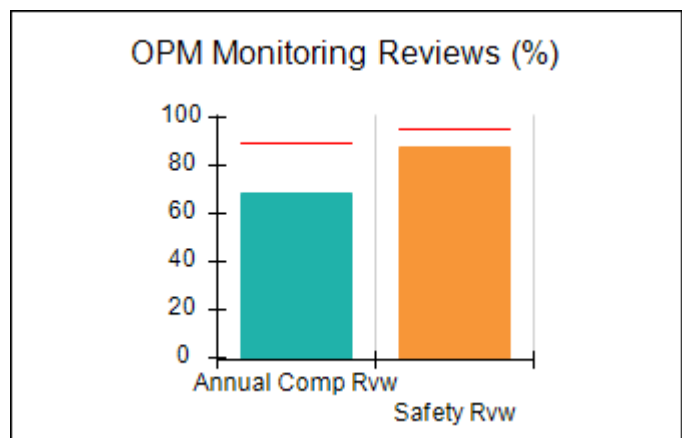
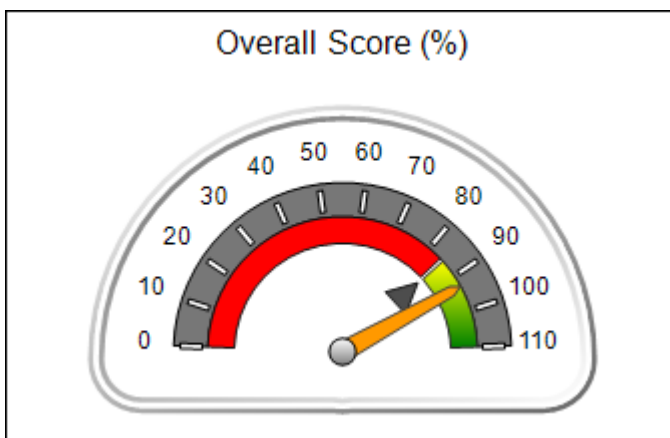
Provider/Program Name: Families First - Cherokee Boys Group Home (637) - CCI

809 Cherokee Ave., SE, Atlanta, GA 30315 Phone: 404-853-2822 Vendor ID# 35333	Quarterly Scores (Grades)		Current Quarter Score (Grade)
	Q1: 83.57 (B-)	Q2: 93.14 (A-)	93.14% (A-)
	Q3: N/A	Q4: N/A	

Program Census Information:	# Children in Care During Quarter: 4	# Placements During Quarter: 4	# Children in Care On Last Day: 2
-----------------------------	--------------------------------------	--------------------------------	-----------------------------------

Quarterly Provider Comparisons to All CCIs

▼ — indicates average for all CCIs





DHS, DFCS, Office of Provider Management
Performance-Based Placement Measures
RBWO Provider GA+SCORECARD - CCI



Report Quarter: Q2 FY2017

Provider/Program Name: Families First - Cherokee Boys Group Home (637) - CCI				
809 Cherokee Ave., SE, Atlanta, GA 30315 Phone: 404-853-2822 Vendor ID# 35333		Quarterly Scores (Grades)		Current Quarter Score (Grade)
		Q1: 83.57 (B-)	Q2: 93.14 (A-)	93.14% (A-)
		Q3: N/A	Q4: N/A	
Program Census Information:		# Children in Care During Quarter: 4	# Placements During Quarter: 4	# Children in Care On Last Day: 2
	Avg Performance All CCIs (%)	Provider Performance (%)*	Possible Points (Weight)	Provider Points Earned
OPM Monitoring Reviews				
Annual Comprehensive Reviews	89%	68%	25	17.00
Safety Reviews	95%	88%	15	13.14
Monitoring Sub-Total			40	30.14
CCI Safety Outcomes				
Incidence of Maltreatment	0.00%	No Substantiated Reports	10	10.00
Staff Training	75%	50%	10	5.00
Safety Sub-Total			20	15.00
CCI Permanency Outcomes				
Placement Stability	92%	100%	15	15.00
Permanency Sub-Total			15	15.00
CCI Well-Being Outcomes				
EPSDT Medical Visits	94%	Not Eligible		
EPSDT Dental Visits	89%	Not Eligible		
Academic Supports	77%	100%	4.4	4.41
Provider ECEM Visits	83%	100%	10.3	10.29
Provider General Contacts	80%	100%	10.3	10.29
Placements with Siblings	34%	Not Eligible	Not Scored	Not Scored
Placements within Legal County	16%	25%	Not Scored	Not Scored
Well-Being Sub-Total			25	25.00
*Performance calculation descriptions can be found in the FY 2017 RBWO PBP Measurements and Standards Guide.				

Monitoring & Outcomes: Possible Points = 100	Points Earned = 85.14
Score Before Incentives Credit	85.14%
Incentives Awarded	8.00 pts
PBP Verification	N/A pts
Total Score	93.14%



DHS, DFCS, Office of Provider Management
Performance-Based Placement Measures
RBWO Provider GA+SCORECARD - CCI



Report Quarter: Q2 FY2017

Provider/Program Name: Families First - Cherokee Boys Group Home (637) - CCI

Program Census Information:		# Children in Care During Quarter: 4	# Placements During Quarter: 4	# Children in Care On Last Day: 2
CCI Incentive Credits	Avg Performance All CCIs (Points)	Provider Performance (%)*	Possible Points (Weight)	Provider Points Earned
Early EPSDT Medical Visits		100%	2	2.00
Early EPSDT Dental Visits		100%	2	2.00
Permanency Contacts		None Planned	5	
Additional Academic Supports		Not Eligible	2	
Active Agency Accreditation		0%	4	0.00
Staff Clinical Licensure		0%	5	0.00
Behavior Management (threshold = 0)		100%	4	4.00
Incentives Total	7.31		24	8.00
Maximum total combined incentive credit allowed is 10 points.			Incentives Awarded	8.00

*Performance calculation descriptions can be found in the FY 2017 RBWO PBP Measurements and Standards Guide.

Child Protective Services Investigations and Dispositions

The following investigations data, which is not used for scoring but is considered significant to a provider's performance, is from Georgia SHINES and is not considered final or complete until the end of the fiscal year.

Total Reports:	0	
Number Screened In:	0	
Number Screened Out:	0	
Number Substantiated:	0	
Number Unsubstantiated:	0	
Number Active CPS Investigations:	0	



DHS, DFCS, Office of Provider Management
Performance-Based Placement Measures
RBWO Provider GA+SCORECARD - CCI



Report Quarter: Q2 FY2017

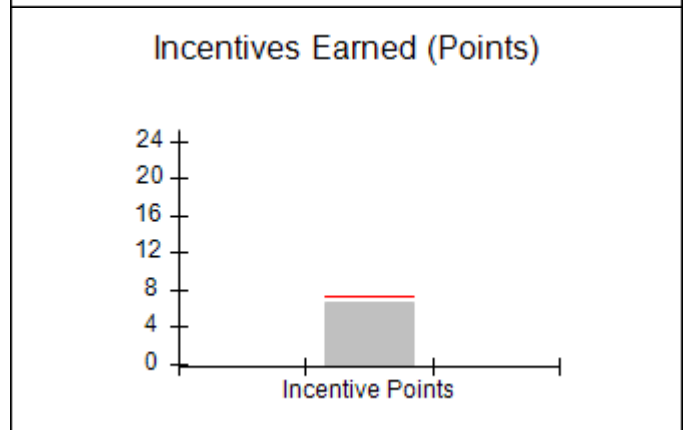
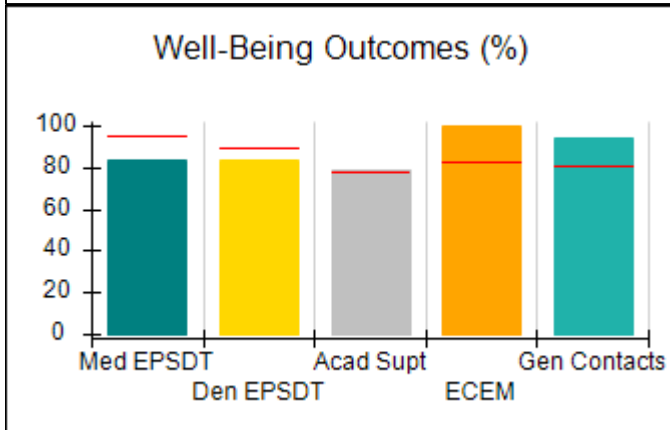
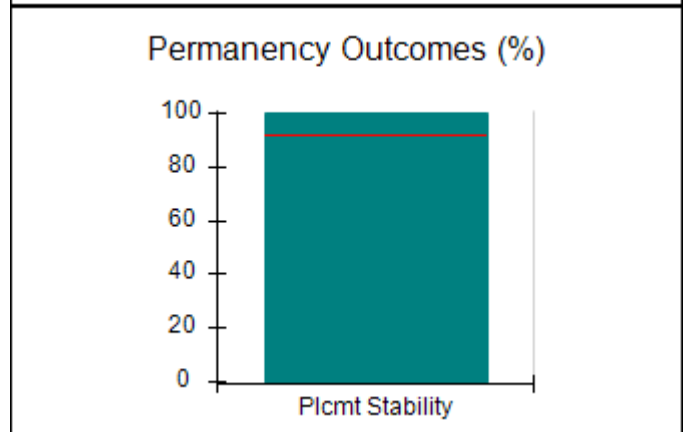
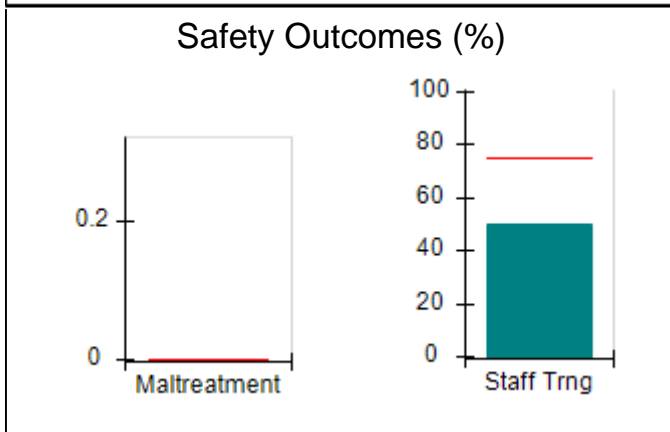
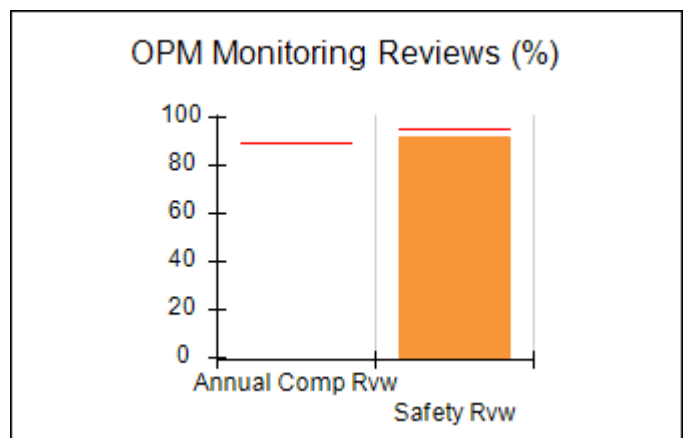
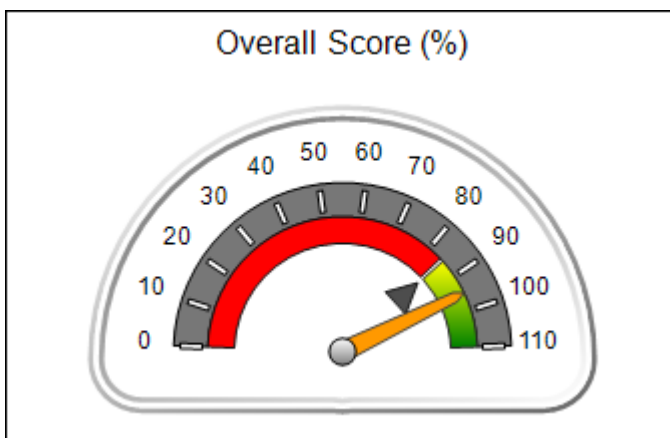
Provider/Program Name: Families First - College Park Boys Group Home (638) - CCI

2345 Morris Rd., College Park, GA 30349 Phone: 404-853-2884 Vendor ID# 35334	Quarterly Scores (Grades)		Current Quarter Score (Grade)
	Q1: 90.49 (A-)	Q2: 95.12 (A)	95.12% (A)
	Q3: N/A	Q4: N/A	

Program Census Information:	# Children in Care During Quarter: 7	# Placements During Quarter: 7	# Children in Care On Last Day: 6
-----------------------------	--------------------------------------	--------------------------------	-----------------------------------

Quarterly Provider Comparisons to All CCIs

▼ — indicates average for all CCIs





DHS, DFCS, Office of Provider Management
Performance-Based Placement Measures
RBWO Provider GA+SCORECARD - CCI



Report Quarter: Q2 FY2017

Provider/Program Name: Families First - College Park Boys Group Home (638) - CCI				
2345 Morris Rd., College Park, GA 30349 Phone: 404-853-2884 Vendor ID# 35334		Quarterly Scores (Grades)		Current Quarter Score (Grade)
		Q1: 90.49 (A-)	Q2: 95.12 (A)	95.12% (A)
		Q3: N/A	Q4: N/A	
Program Census Information:		# Children in Care During Quarter: 7	# Placements During Quarter: 7	# Children in Care On Last Day: 6
	Avg Performance All CCIs (%)	Provider Performance (%)*	Possible Points (Weight)	Provider Points Earned
OPM Monitoring Reviews				
Annual Comprehensive Reviews	89%	Not Yet Conducted		
Safety Reviews	95%	92%	15	13.73
Monitoring Sub-Total			15	13.73
CCI Safety Outcomes				
Incidence of Maltreatment	0.00%	No Substantiated Reports	10	10.00
Staff Training	75%	50%	10	5.00
Safety Sub-Total			20	15.00
CCI Permanency Outcomes				
Placement Stability	92%	100%	15	15.00
Permanency Sub-Total			15	15.00
CCI Well-Being Outcomes				
EPSDT Medical Visits	94%	83%	4	3.32
EPSDT Dental Visits	89%	83%	4	3.32
Academic Supports	77%	79%	3	2.37
Provider ECEM Visits	83%	100%	7	7.00
Provider General Contacts	80%	94%	7	6.58
Placements with Siblings	34%	0%	Not Scored	Not Scored
Placements within Legal County	16%	100%	Not Scored	Not Scored
Well-Being Sub-Total			25	22.59
*Performance calculation descriptions can be found in the FY 2017 RBWO PBP Measurements and Standards Guide.				

Monitoring & Outcomes: Possible Points = 75	Points Earned = 66.32
Score Before Incentives Credit	88.42%
Incentives Awarded	6.70 pts
PBP Verification	N/A pts
Total Score	95.12%



DHS, DFCS, Office of Provider Management
Performance-Based Placement Measures
RBWO Provider GA+SCORECARD - CCI



Report Quarter: Q2 FY2017

Provider/Program Name: Families First - College Park Boys Group Home (638) - CCI

Program Census Information:		# Children in Care During Quarter: 7	# Placements During Quarter: 7	# Children in Care On Last Day: 6
CCI Incentive Credits	Avg Performance All CCIs (Points)	Provider Performance (%)*	Possible Points (Weight)	Provider Points Earned
Early EPSDT Medical Visits		75%	2	1.50
Early EPSDT Dental Visits		60%	2	1.20
Permanency Contacts		0%	5	0.00
Additional Academic Supports		0%	2	0.00
Active Agency Accreditation		0%	4	0.00
Staff Clinical Licensure		0%	5	0.00
Behavior Management (threshold = 0)		100%	4	4.00
Incentives Total	7.31		24	6.70
Maximum total combined incentive credit allowed is 10 points.			Incentives Awarded	6.70

*Performance calculation descriptions can be found in the FY 2017 RBWO PBP Measurements and Standards Guide.

Child Protective Services Investigations and Dispositions

The following investigations data, which is not used for scoring but is considered significant to a provider's performance, is from Georgia SHINES and is not considered final or complete until the end of the fiscal year.

Total Reports:	0	
Number Screened In:	0	
Number Screened Out:	0	
Number Substantiated:	0	
Number Unsubstantiated:	0	
Number Active CPS Investigations:	0	



DHS, DFCS, Office of Provider Management
Performance-Based Placement Measures
RBWO Provider GA+SCORECARD - CCI



Report Quarter: Q2 FY2017

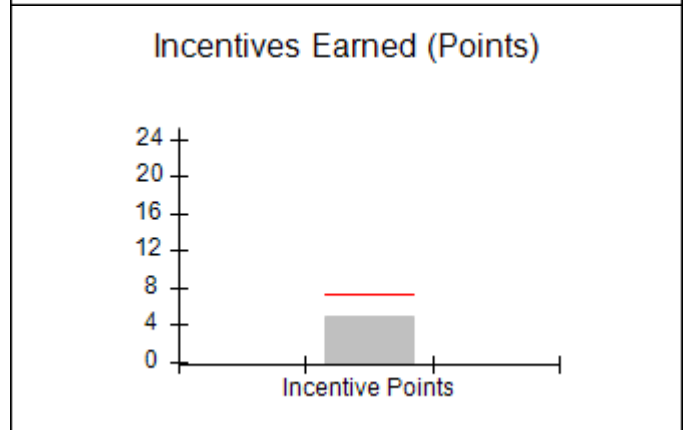
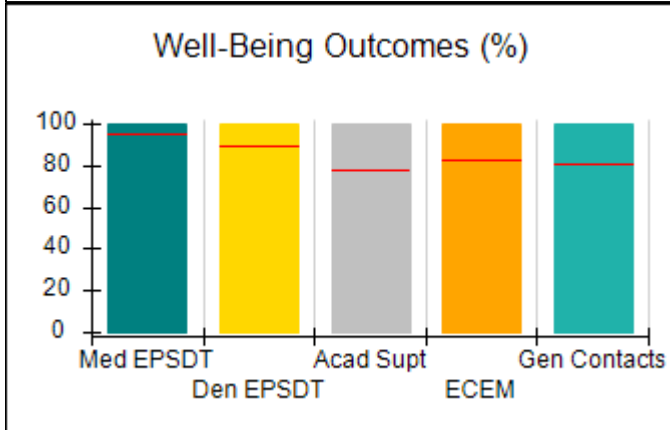
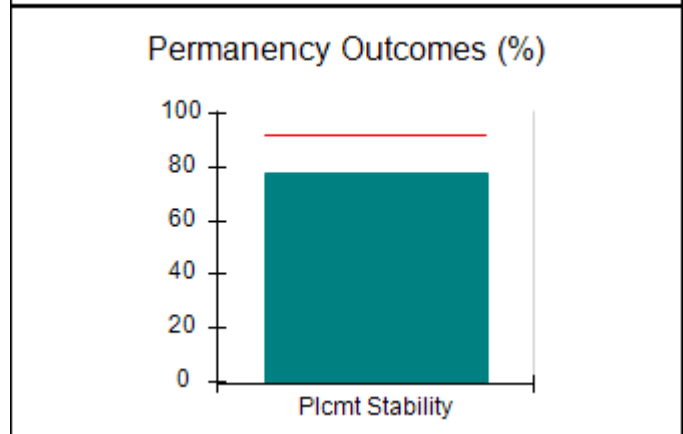
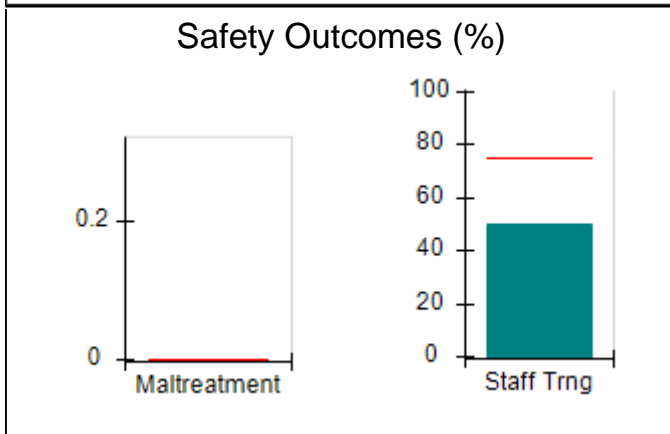
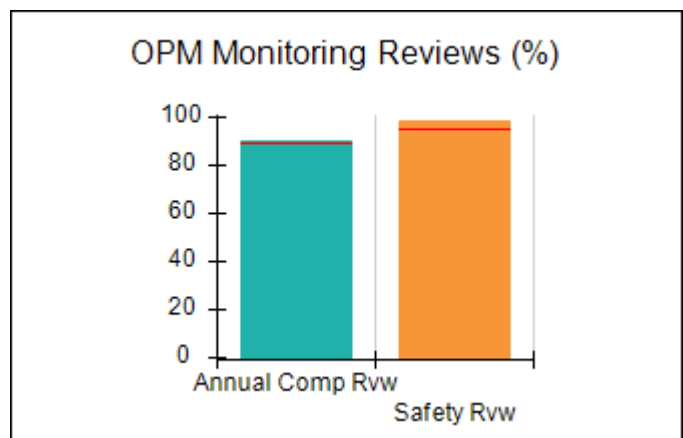
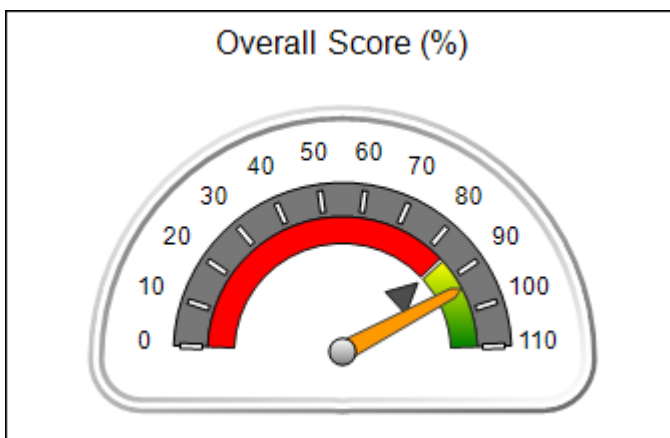
Provider/Program Name: Families First - Gwindale Girls Group Home (640) - CCI

2176 Ridgedale Dr., Grayson, GA 30017 Phone: 770-979-4969 Vendor ID# 35336	Quarterly Scores (Grades)		Current Quarter Score (Grade)
	Q1: 99.08 (A+)	Q2: 93.78 (A-)	93.78% (A-)
	Q3: N/A	Q4: N/A	

Program Census Information:	# Children in Care During Quarter: 9	# Placements During Quarter: 9	# Children in Care On Last Day: 4
-----------------------------	--------------------------------------	--------------------------------	-----------------------------------

Quarterly Provider Comparisons to All CCIs

▼ — indicates average for all CCIs





DHS, DFCS, Office of Provider Management
Performance-Based Placement Measures
RBWO Provider GA+SCORECARD - CCI



Report Quarter: Q2 FY2017

Provider/Program Name: Families First - Gwindale Girls Group Home (640) - CCI				
2176 Ridgedale Dr., Grayson, GA 30017 Phone: 770-979-4969 Vendor ID# 35336		Quarterly Scores (Grades)		Current Quarter Score (Grade)
		Q1: 99.08 (A+)	Q2: 93.78 (A-)	93.78% (A-)
		Q3: N/A	Q4: N/A	
Program Census Information:		# Children in Care During Quarter: 9	# Placements During Quarter: 9	# Children in Care On Last Day: 4
	Avg Performance All CCIs (%)	Provider Performance (%)*	Possible Points (Weight)	Provider Points Earned
OPM Monitoring Reviews				
Annual Comprehensive Reviews	89%	90%	25	22.48
Safety Reviews	95%	98%	15	14.74
Monitoring Sub-Total			40	37.22
CCI Safety Outcomes				
Incidence of Maltreatment	0.00%	No Substantiated Reports	10	10.00
Staff Training	75%	50%	10	5.00
Safety Sub-Total			20	15.00
CCI Permanency Outcomes				
Placement Stability	92%	78%	15	11.70
Permanency Sub-Total			15	11.70
CCI Well-Being Outcomes				
EPSDT Medical Visits	94%	100%	4	4.00
EPSDT Dental Visits	89%	100%	4	4.00
Academic Supports	77%	100%	3	3.00
Provider ECEM Visits	83%	100%	7	7.00
Provider General Contacts	80%	100%	7	7.00
Placements with Siblings	34%	Not Eligible	Not Scored	Not Scored
Placements within Legal County	16%	25%	Not Scored	Not Scored
Well-Being Sub-Total			25	25.00
*Performance calculation descriptions can be found in the FY 2017 RBWO PBP Measurements and Standards Guide.				

Monitoring & Outcomes: Possible Points = 100	Points Earned = 88.92
Score Before Incentives Credit	88.92%
Incentives Awarded	4.86 pts
PBP Verification	N/A pts
Total Score	93.78%



DHS, DFCS, Office of Provider Management
Performance-Based Placement Measures
RBWO Provider GA+SCORECARD - CCI



Report Quarter: Q2 FY2017

Provider/Program Name: Families First - Gwindale Girls Group Home (640) - CCI

Program Census Information:		# Children in Care During Quarter: 9	# Placements During Quarter: 9	# Children in Care On Last Day: 4
CCI Incentive Credits	Avg Performance All CCIs (Points)	Provider Performance (%)*	Possible Points (Weight)	Provider Points Earned
Early EPSDT Medical Visits		Not Eligible	2	
Early EPSDT Dental Visits		Not Eligible	2	
Permanency Contacts		0%	5	0.00
Additional Academic Supports		43%	2	0.86
Active Agency Accreditation		0%	4	0.00
Staff Clinical Licensure		0%	5	0.00
Behavior Management (threshold = 0)		100%	4	4.00
Incentives Total	7.31		24	4.86
Maximum total combined incentive credit allowed is 10 points.			Incentives Awarded	4.86

*Performance calculation descriptions can be found in the FY 2017 RBWO PBP Measurements and Standards Guide.

Child Protective Services Investigations and Dispositions

The following investigations data, which is not used for scoring but is considered significant to a provider's performance, is from Georgia SHINES and is not considered final or complete until the end of the fiscal year.

Total Reports:	0	
Number Screened In:	0	
Number Screened Out:	0	
Number Substantiated:	0	
Number Unsubstantiated:	0	
Number Active CPS Investigations:	0	



DHS, DFCS, Office of Provider Management
Performance-Based Placement Measures
RBWO Provider GA+SCORECARD - CCI



Report Quarter: Q2 FY2017

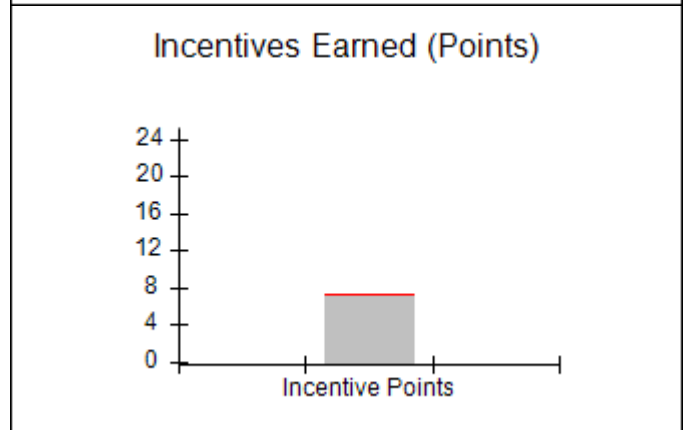
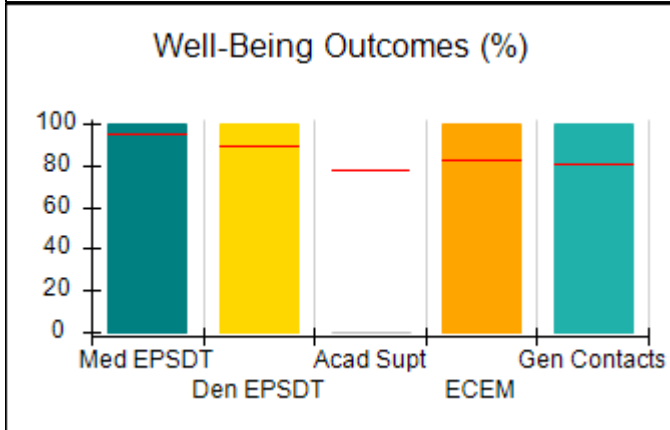
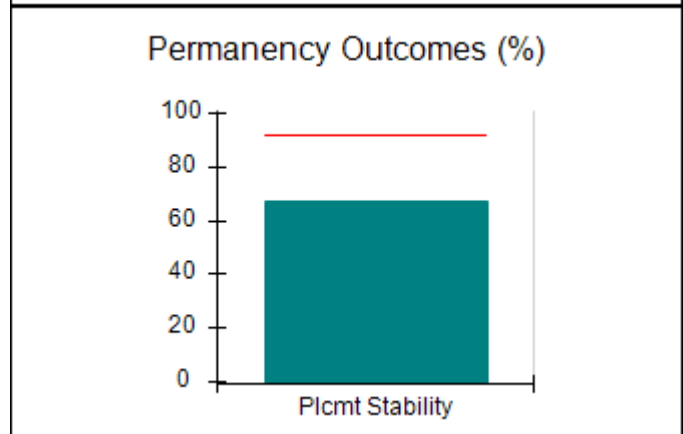
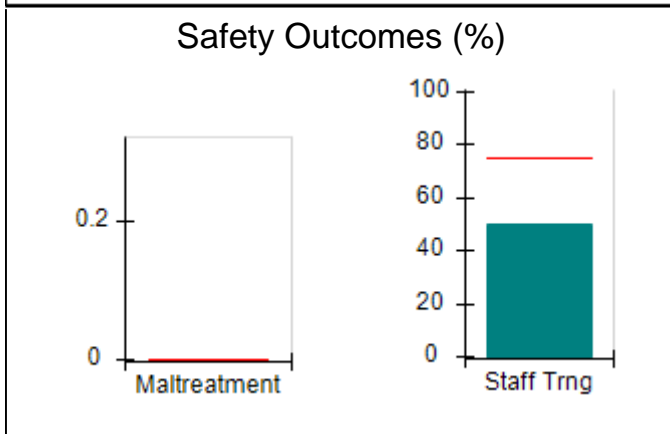
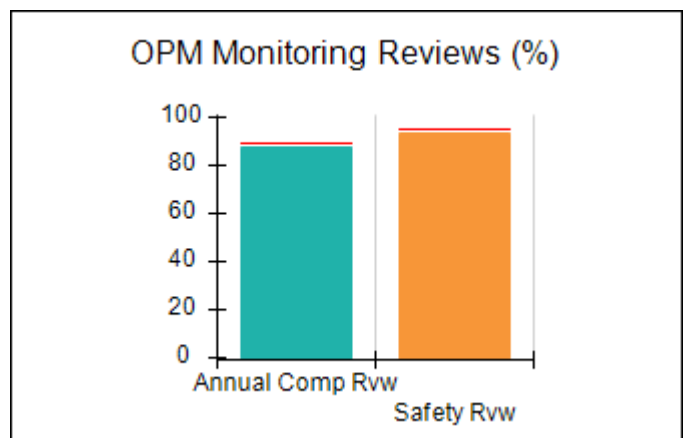
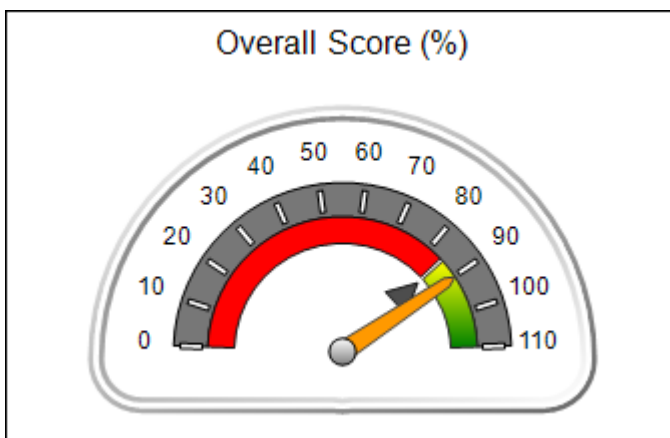
Provider/Program Name: Families First - Second Chance Home (642) - CCI

2625 Jerome Rd., College Park, GA 30349 Phone: 404-254-4182 Vendor ID# 35339	Quarterly Scores (Grades)		Current Quarter Score (Grade)
	Q1: 101.83 (A+)	Q2: 90.28 (A-)	90.28% (A-)
	Q3: N/A	Q4: N/A	

Program Census Information:	# Children in Care During Quarter: 9	# Placements During Quarter: 9	# Children in Care On Last Day: 4
-----------------------------	--------------------------------------	--------------------------------	-----------------------------------

Quarterly Provider Comparisons to All CCIs

▼ — indicates average for all CCIs





DHS, DFCS, Office of Provider Management
Performance-Based Placement Measures
RBWO Provider GA+SCORECARD - CCI



Report Quarter: Q2 FY2017

Provider/Program Name: Families First - Second Chance Home (642) - CCI				
2625 Jerome Rd., College Park, GA 30349 Phone: 404-254-4182 Vendor ID# 35339		Quarterly Scores (Grades)		Current Quarter Score (Grade)
		Q1: 101.83 (A+)	Q2: 90.28 (A-)	90.28% (A-)
		Q3: N/A	Q4: N/A	
Program Census Information:		# Children in Care During Quarter: 9	# Placements During Quarter: 9	# Children in Care On Last Day: 4
	Avg Performance All CCIs (%)	Provider Performance (%)*	Possible Points (Weight)	Provider Points Earned
OPM Monitoring Reviews				
Annual Comprehensive Reviews	89%	88%	25	21.89
Safety Reviews	95%	93%	15	14.00
Monitoring Sub-Total			40	35.89
CCI Safety Outcomes				
Incidence of Maltreatment	0.00%	No Substantiated Reports	10	10.00
Staff Training	75%	50%	10	5.00
Safety Sub-Total			20	15.00
CCI Permanency Outcomes				
Placement Stability	92%	67%	15	10.05
Permanency Sub-Total			15	10.05
CCI Well-Being Outcomes				
EPSDT Medical Visits	94%	100%	4	4.00
EPSDT Dental Visits	89%	100%	4	4.00
Academic Supports	77%	0%	3	0.00
Provider ECEM Visits	83%	100%	7	7.00
Provider General Contacts	80%	100%	7	7.00
Placements with Siblings	34%	0%	Not Scored	Not Scored
Placements within Legal County	16%	100%	Not Scored	Not Scored
Well-Being Sub-Total			25	22.00
*Performance calculation descriptions can be found in the FY 2017 RBWO PBP Measurements and Standards Guide.				

Monitoring & Outcomes: Possible Points = 100	Points Earned = 82.94
Score Before Incentives Credit	82.94%
Incentives Awarded	7.34 pts
PBP Verification	N/A pts
Total Score	90.28%



DHS, DFCS, Office of Provider Management
Performance-Based Placement Measures
RBWO Provider GA+SCORECARD - CCI



Report Quarter: Q2 FY2017

Provider/Program Name: Families First - Second Chance Home (642) - CCI

Program Census Information:		# Children in Care During Quarter: 9	# Placements During Quarter: 9	# Children in Care On Last Day: 4
CCI Incentive Credits	Avg Performance All CCIs (Points)	Provider Performance (%)*	Possible Points (Weight)	Provider Points Earned
Early EPSDT Medical Visits		67%	2	1.34
Early EPSDT Dental Visits		100%	2	2.00
Permanency Contacts		None Planned	5	
Additional Academic Supports		0%	2	0.00
Active Agency Accreditation		0%	4	0.00
Staff Clinical Licensure		0%	5	0.00
Behavior Management (threshold = 0)		100%	4	4.00
Incentives Total	7.31		24	7.34
Maximum total combined incentive credit allowed is 10 points.			Incentives Awarded	7.34

*Performance calculation descriptions can be found in the FY 2017 RBWO PBP Measurements and Standards Guide.

Child Protective Services Investigations and Dispositions

The following investigations data, which is not used for scoring but is considered significant to a provider's performance, is from Georgia SHINES and is not considered final or complete until the end of the fiscal year.

Total Reports:	0	
Number Screened In:	0	
Number Screened Out:	0	
Number Substantiated:	0	
Number Unsubstantiated:	0	
Number Active CPS Investigations:	0	



DHS, DFCS, Office of Provider Management
Performance-Based Placement Measures
RBWO Provider GA+SCORECARD - CCI



Report Quarter: Q2 FY2017

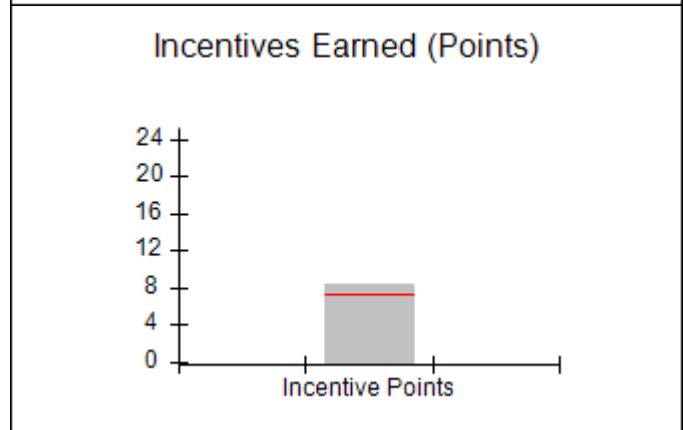
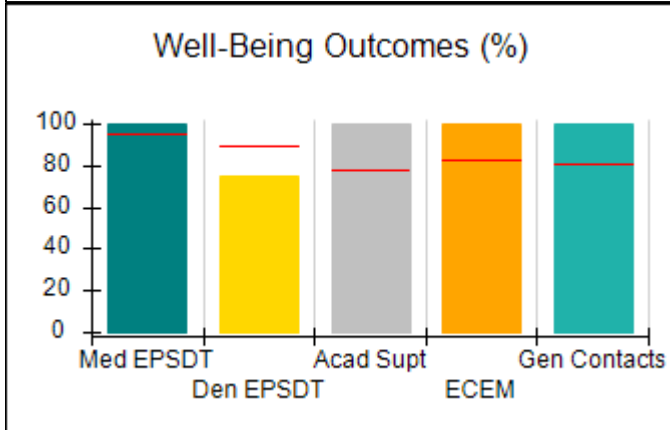
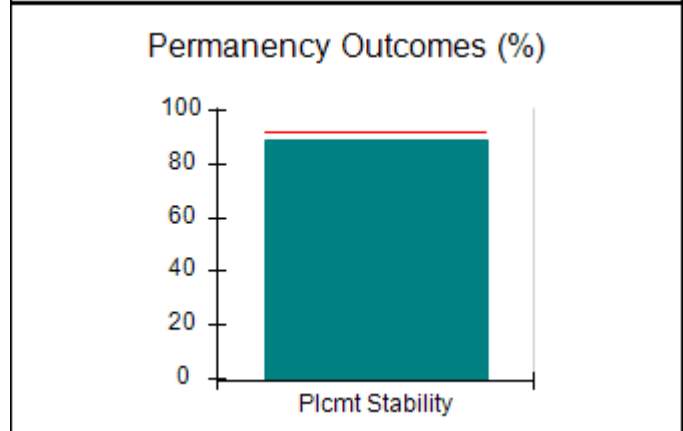
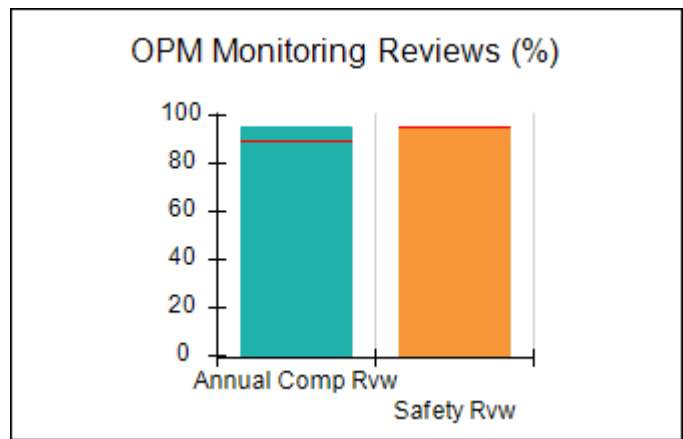
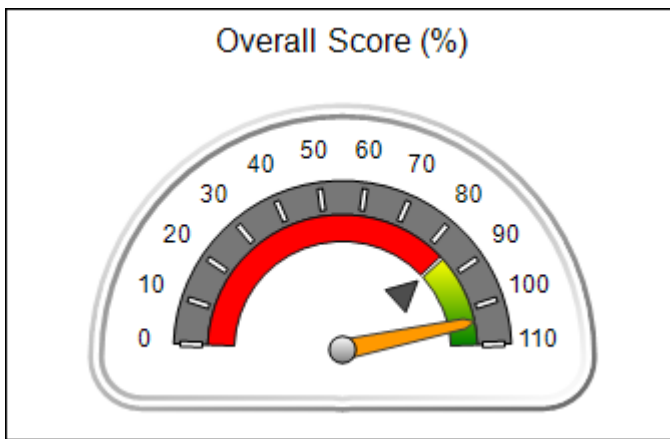
Provider/Program Name: Family Choices - (5153) - CCI

6345 Queens Road, Douglasville, GA 30135 Phone: 404-474-2064 Vendor ID# 54024	Quarterly Scores (Grades)		Current Quarter Score (Grade)
	Q1: 101.82 (A+)	Q2: 103.76 (A+)	103.76% (A+)
	Q3: N/A	Q4: N/A	

Program Census Information:	# Children in Care During Quarter: 9	# Placements During Quarter: 9	# Children in Care On Last Day: 4
-----------------------------	--------------------------------------	--------------------------------	-----------------------------------

Quarterly Provider Comparisons to All CCIs

▼ — indicates average for all CCIs





DHS, DFCS, Office of Provider Management
Performance-Based Placement Measures
RBWO Provider GA+SCORECARD - CCI



Report Quarter: Q2 FY2017

Provider/Program Name: Family Choices - (5153) - CCI				
6345 Queens Road, Douglasville, GA 30135 Phone: 404-474-2064 Vendor ID# 54024		Quarterly Scores (Grades)		Current Quarter Score (Grade)
		Q1: 101.82 (A+)	Q2: 103.76 (A+)	103.76% (A+)
		Q3: N/A	Q4: N/A	
Program Census Information:		# Children in Care During Quarter: 9	# Placements During Quarter: 9	# Children in Care On Last Day: 4
	Avg Performance All CCIs (%)	Provider Performance (%)*	Possible Points (Weight)	Provider Points Earned
OPM Monitoring Reviews				
Annual Comprehensive Reviews	89%	95%	25	23.85
Safety Reviews	95%	95%	15	14.22
Monitoring Sub-Total			40	38.07
CCI Safety Outcomes				
Incidence of Maltreatment	0.00%	No Substantiated Reports	10	10.00
Staff Training	75%	100%	10	10.00
Safety Sub-Total			20	20.00
CCI Permanency Outcomes				
Placement Stability	92%	89%	15	13.35
Permanency Sub-Total			15	13.35
CCI Well-Being Outcomes				
EPSDT Medical Visits	94%	100%	4	4.00
EPSDT Dental Visits	89%	75%	4	3.00
Academic Supports	77%	100%	3	3.00
Provider ECEM Visits	83%	100%	7	7.00
Provider General Contacts	80%	100%	7	7.00
Placements with Siblings	34%	0%	Not Scored	Not Scored
Placements within Legal County	16%	0%	Not Scored	Not Scored
Well-Being Sub-Total			25	24.00
*Performance calculation descriptions can be found in the FY 2017 RBWO PBP Measurements and Standards Guide.				

Monitoring & Outcomes: Possible Points = 100	Points Earned = 95.42
Score Before Incentives Credit	95.42%
Incentives Awarded	8.34 pts
PBP Verification	N/A pts
Total Score	103.76%



DHS, DFCS, Office of Provider Management
Performance-Based Placement Measures
RBWO Provider GA+SCORECARD - CCI



Report Quarter: Q2 FY2017

Provider/Program Name: Family Choices - (5153) - CCI

Program Census Information:		# Children in Care During Quarter: 9	# Placements During Quarter: 9	# Children in Care On Last Day: 4
CCI Incentive Credits	Avg Performance All CCIs (Points)	Provider Performance (%)*	Possible Points (Weight)	Provider Points Earned
Early EPSDT Medical Visits		100%	2	2.00
Early EPSDT Dental Visits		50%	2	1.00
Permanency Contacts		None Planned	5	
Additional Academic Supports		67%	2	1.34
Active Agency Accreditation		0%	4	0.00
Staff Clinical Licensure		0%	5	0.00
Behavior Management (threshold = 0)		100%	4	4.00
Incentives Total	7.31		24	8.34
Maximum total combined incentive credit allowed is 10 points.			Incentives Awarded	8.34

*Performance calculation descriptions can be found in the FY 2017 RBWO PBP Measurements and Standards Guide.

Child Protective Services Investigations and Dispositions

The following investigations data, which is not used for scoring but is considered significant to a provider's performance, is from Georgia SHINES and is not considered final or complete until the end of the fiscal year.

Total Reports:	0	
Number Screened In:	0	
Number Screened Out:	0	
Number Substantiated:	0	
Number Unsubstantiated:	0	
Number Active CPS Investigations:	0	



Performance-Based Placement Measures RBWO Provider GA+SCORECARD - CCI

Report Quarter: Q2 FY2017

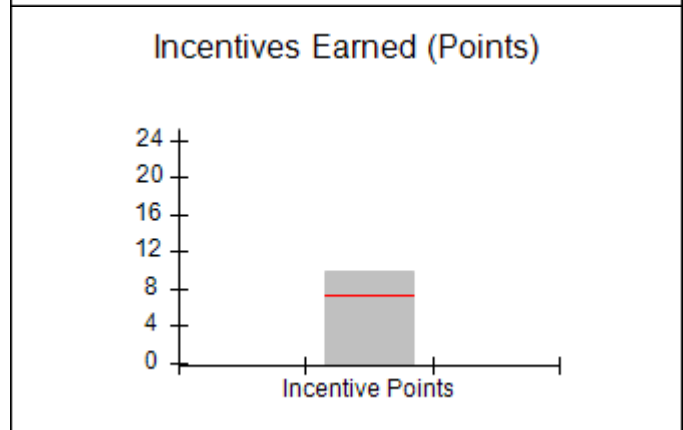
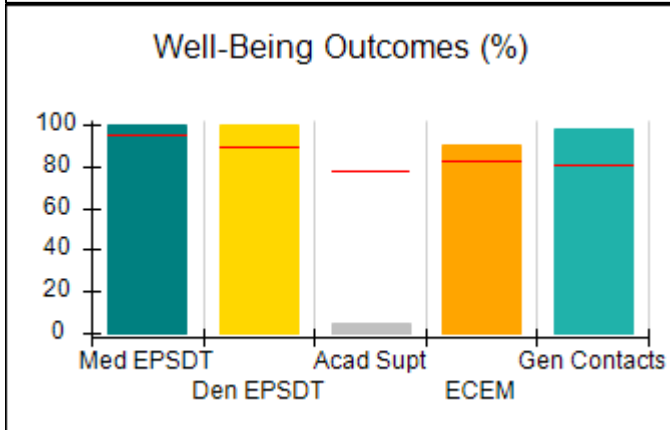
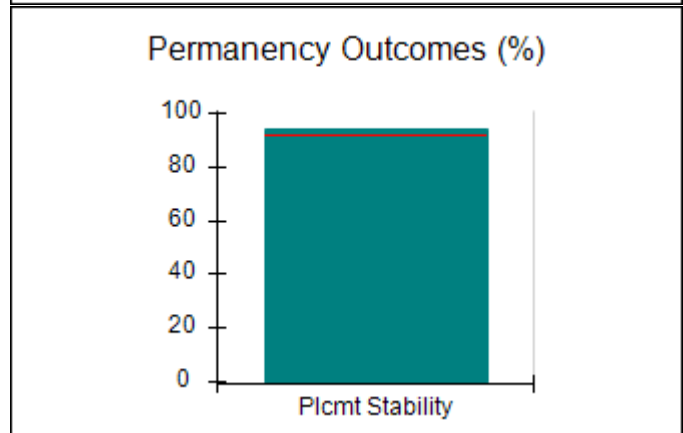
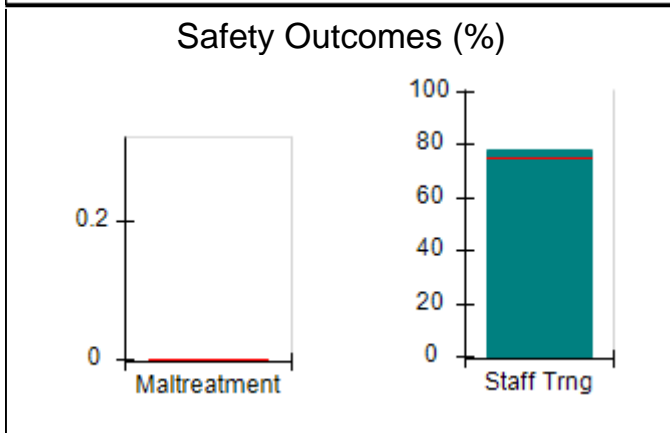
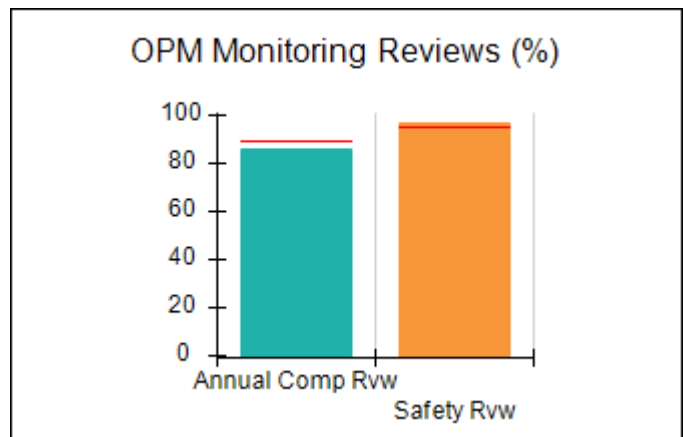
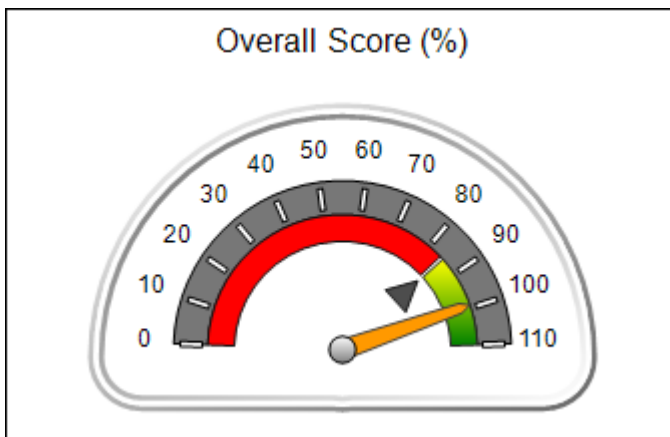
Provider/Program Name: Family Crisis Center of Walker, Dade, Catoosa, Chattooga Counties - The Cottage (645) - CCI

467 Long Hollow Rd., Rock Spring, GA 30739 Phone: 706-375-9060 Vendor ID# 35341	Quarterly Scores (Grades)		Current Quarter Score (Grade)
	Q1: 93.79 (A-)	Q2: 99.21 (A+)	99.21% (A+)
	Q3: N/A	Q4: N/A	

Program Census Information:	# Children in Care During Quarter: 18	# Placements During Quarter: 18	# Children in Care On Last Day: 14
-----------------------------	---------------------------------------	---------------------------------	------------------------------------

Quarterly Provider Comparisons to All CCIs

▼ indicates average for all CCIs





**Performance-Based Placement Measures
RBWO Provider GA+SCORECARD - CCI**

Report Quarter: Q2 FY2017

Provider/Program Name: Family Crisis Center of Walker, Dade, Catoosa, Chattooga Counties - The Cottage (645) - CCI

467 Long Hollow Rd., Rock Spring, GA 30739 Phone: 706-375-9060 Vendor ID# 35341	Quarterly Scores (Grades)		Current Quarter Score (Grade)
	Q1: 93.79 (A-)	Q2: 99.21 (A+)	99.21% (A+)
	Q3: N/A	Q4: N/A	

Program Census Information:	# Children in Care During Quarter: 18	# Placements During Quarter: 18	# Children in Care On Last Day: 14
-----------------------------	---------------------------------------	---------------------------------	------------------------------------

	Avg Performance All CCIs (%)	Provider Performance (%)*	Possible Points (Weight)	Provider Points Earned
--	------------------------------	---------------------------	--------------------------	------------------------

OPM Monitoring Reviews

Annual Comprehensive Reviews	89%	86%	25	21.51
Safety Reviews	95%	97%	15	14.59
Monitoring Sub-Total			40	36.10

CCI Safety Outcomes

Incidence of Maltreatment	0.00%	No Substantiated Reports	10	10.00
Staff Training	75%	78%	10	7.80
Safety Sub-Total			20	17.80

CCI Permanency Outcomes

Placement Stability	92%	94%	15	14.10
Permanency Sub-Total			15	14.10

CCI Well-Being Outcomes

EPSDT Medical Visits	94%	100%	4	4.00
EPSDT Dental Visits	89%	100%	4	4.00
Academic Supports	77%	5%	3	0.15
Provider ECEM Visits	83%	90%	7	6.30
Provider General Contacts	80%	98%	7	6.86
Placements with Siblings	34%	60%	Not Scored	Not Scored
Placements within Legal County	16%	25%	Not Scored	Not Scored
Well-Being Sub-Total			25	21.31

*Performance calculation descriptions can be found in the FY 2017 RBWO PBP Measurements and Standards Guide.

Monitoring & Outcomes: Possible Points = 100	Points Earned = 89.31
Score Before Incentives Credit	89.31%
Incentives Awarded	9.90 pts
PBP Verification	N/A pts
Total Score	99.21%



DHS, DFCS, Office of Provider Management
Performance-Based Placement Measures
RBWO Provider GA+SCORECARD - CCI



Report Quarter: Q2 FY2017

Provider/Program Name: Family Crisis Center of Walker, Dade, Catoosa, Chattooga Counties - The Cottage (645) - CCI

Program Census Information:		# Children in Care During Quarter: 18	# Placements During Quarter: 18	# Children in Care On Last Day: 14
CCI Incentive Credits	Avg Performance All CCIs (Points)	Provider Performance (%)*	Possible Points (Weight)	Provider Points Earned
Early EPSDT Medical Visits		100%	2	2.00
Early EPSDT Dental Visits		100%	2	2.00
Permanency Contacts		38%	5	1.90
Additional Academic Supports		0%	2	0.00
Active Agency Accreditation		0%	4	0.00
Staff Clinical Licensure		0%	5	0.00
Behavior Management (threshold = 0)		100%	4	4.00
Incentives Total	7.31		24	9.90
Maximum total combined incentive credit allowed is 10 points.			Incentives Awarded	9.90

*Performance calculation descriptions can be found in the FY 2017 RBWO PBP Measurements and Standards Guide.

Child Protective Services Investigations and Dispositions	
The following investigations data, which is not used for scoring but is considered significant to a provider's performance, is from Georgia SHINES and is not considered final or complete until the end of the fiscal year.	
Total Reports:	0
Number Screened In:	0
Number Screened Out:	0
Number Substantiated:	0
Number Unsubstantiated:	0
Number Active CPS Investigations:	0



Performance-Based Placement Measures RBWO Provider GA+SCORECARD - CCI

Report Quarter: Q2 FY2017

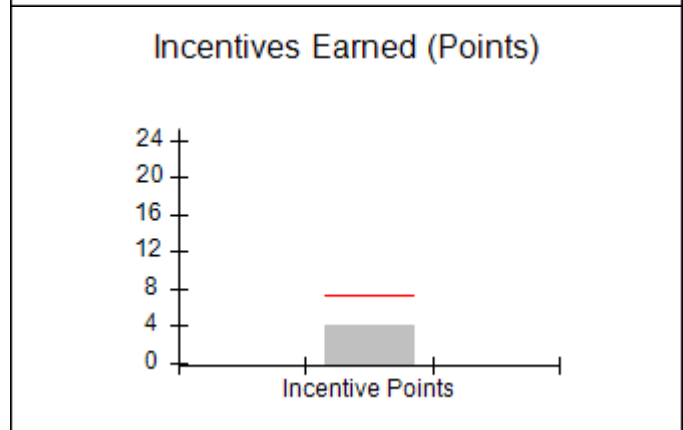
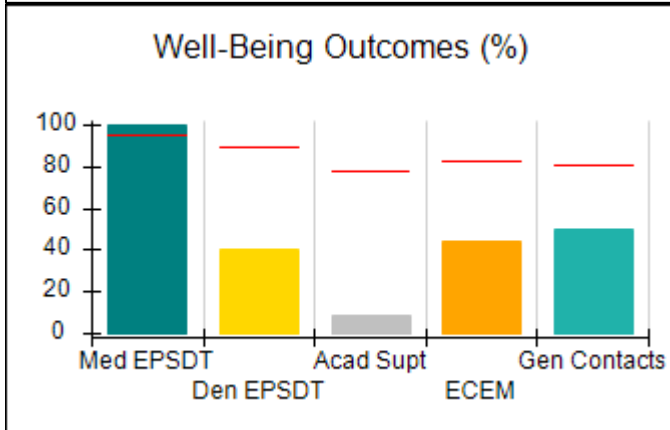
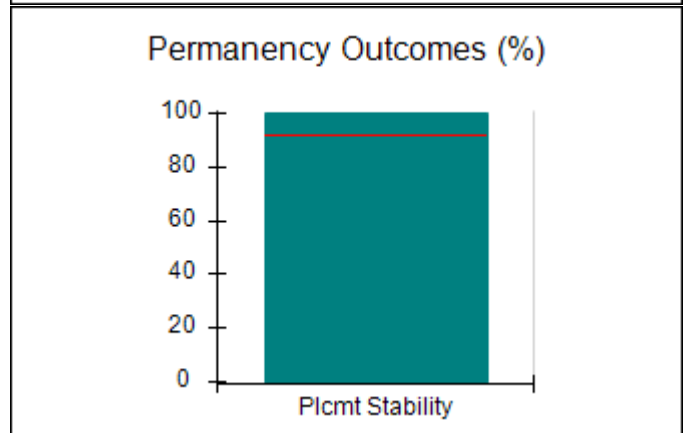
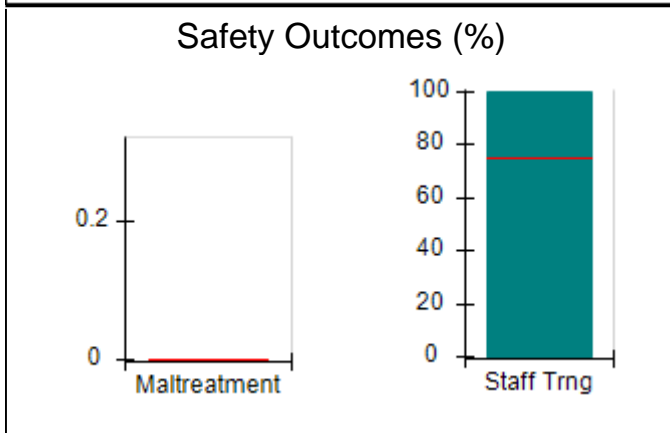
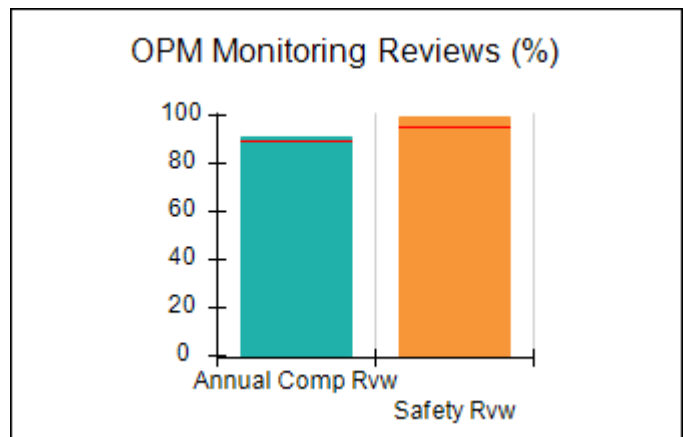
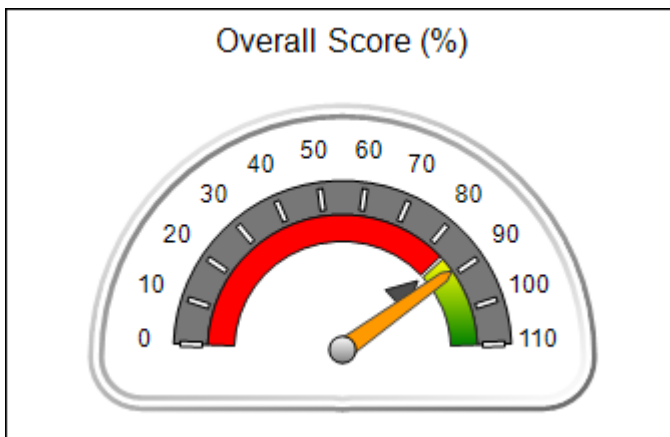
Provider/Program Name: Family Support Council - Oak Haven Second Chance Home (646) - CCI

216 Fort Hill Terr., Dalton, GA 30720 Phone: 706-259-4550 Vendor ID# 35343	Quarterly Scores (Grades)		Current Quarter Score (Grade)
	Q1: 94.28 (A)	Q2: 89.02 (B+)	89.02% (B+)
	Q3: N/A	Q4: N/A	

Program Census Information:	# Children in Care During Quarter: 6	# Placements During Quarter: 6	# Children in Care On Last Day: 6
-----------------------------	--------------------------------------	--------------------------------	-----------------------------------

Quarterly Provider Comparisons to All CCIs

▼ — indicates average for all CCIs





DHS, DFCS, Office of Provider Management
Performance-Based Placement Measures
RBWO Provider GA+SCORECARD - CCI



Report Quarter: Q2 FY2017

Provider/Program Name: Family Support Council - Oak Haven Second Chance Home (646) - CCI				
216 Fort Hill Terr., Dalton, GA 30720 Phone: 706-259-4550 Vendor ID# 35343		Quarterly Scores (Grades)		Current Quarter Score (Grade)
		Q1: 94.28 (A)	Q2: 89.02 (B+)	89.02% (B+)
		Q3: N/A	Q4: N/A	
Program Census Information:		# Children in Care During Quarter: 6	# Placements During Quarter: 6	# Children in Care On Last Day: 6
	Avg Performance All CCIs (%)	Provider Performance (%)*	Possible Points (Weight)	Provider Points Earned
OPM Monitoring Reviews				
Annual Comprehensive Reviews	89%	91%	25	22.66
Safety Reviews	95%	99%	15	14.91
Monitoring Sub-Total			40	37.57
CCI Safety Outcomes				
Incidence of Maltreatment	0.00%	No Substantiated Reports	10	10.00
Staff Training	75%	100%	10	10.00
Safety Sub-Total			20	20.00
CCI Permanency Outcomes				
Placement Stability	92%	100%	15	15.00
Permanency Sub-Total			15	15.00
CCI Well-Being Outcomes				
EPSDT Medical Visits	94%	100%	4	4.00
EPSDT Dental Visits	89%	40%	4	1.60
Academic Supports	77%	9%	3	0.27
Provider ECEM Visits	83%	44%	7	3.08
Provider General Contacts	80%	50%	7	3.50
Placements with Siblings	34%	67%	Not Scored	Not Scored
Placements within Legal County	16%	Not Eligible	Not Scored	Not Scored
Well-Being Sub-Total			25	12.45
*Performance calculation descriptions can be found in the FY 2017 RBWO PBP Measurements and Standards Guide.				

Monitoring & Outcomes: Possible Points = 100	Points Earned = 85.02
Score Before Incentives Credit	85.02%
Incentives Awarded	4.00 pts
PBP Verification	N/A pts
Total Score	89.02%



DHS, DFCS, Office of Provider Management
Performance-Based Placement Measures
RBWO Provider GA+SCORECARD - CCI



Report Quarter: Q2 FY2017

Provider/Program Name: Family Support Council - Oak Haven Second Chance Home (646) - CCI

Program Census Information:		# Children in Care During Quarter: 6	# Placements During Quarter: 6	# Children in Care On Last Day: 6
CCI Incentive Credits	Avg Performance All CCIs (Points)	Provider Performance (%)*	Possible Points (Weight)	Provider Points Earned
Early EPSDT Medical Visits		Not Eligible	2	
Early EPSDT Dental Visits		0%	2	0.00
Permanency Contacts		None Planned	5	
Additional Academic Supports		0%	2	0.00
Active Agency Accreditation		0%	4	0.00
Staff Clinical Licensure		0%	5	0.00
Behavior Management (threshold = 0)		100%	4	4.00
Incentives Total	7.31		24	4.00
Maximum total combined incentive credit allowed is 10 points.			Incentives Awarded	4.00

*Performance calculation descriptions can be found in the FY 2017 RBWO PBP Measurements and Standards Guide.

Child Protective Services Investigations and Dispositions	
The following investigations data, which is not used for scoring but is considered significant to a provider's performance, is from Georgia SHINES and is not considered final or complete until the end of the fiscal year.	
Total Reports:	0
Number Screened In:	0
Number Screened Out:	0
Number Substantiated:	0
Number Unsubstantiated:	0
Number Active CPS Investigations:	0



DHS, DFCS, Office of Provider Management
Performance-Based Placement Measures
RBWO Provider GA+SCORECARD - CCI



Report Quarter: Q2 FY2017

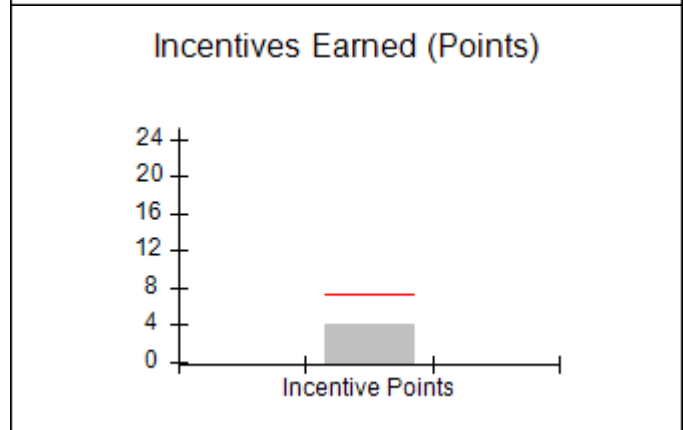
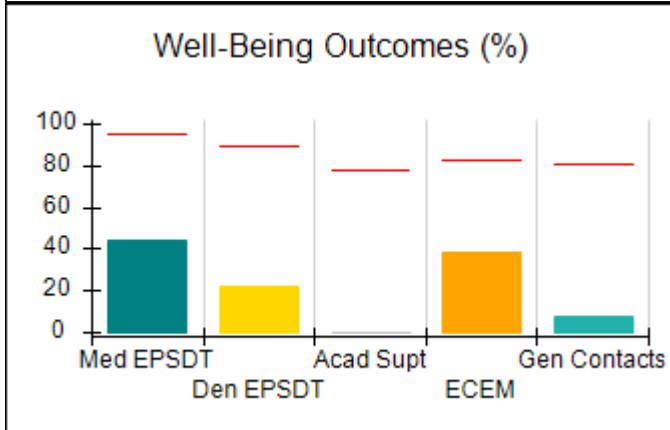
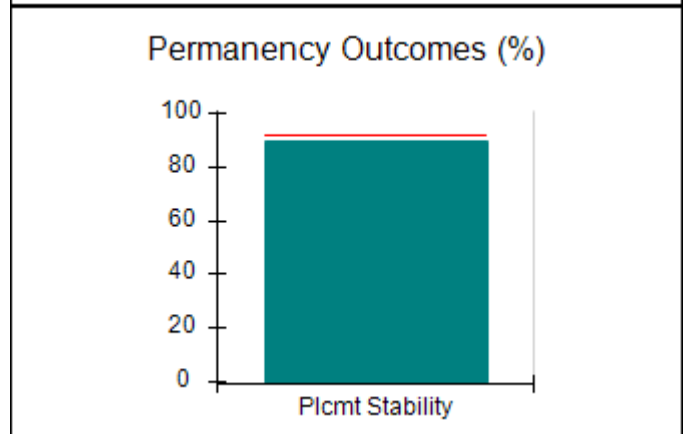
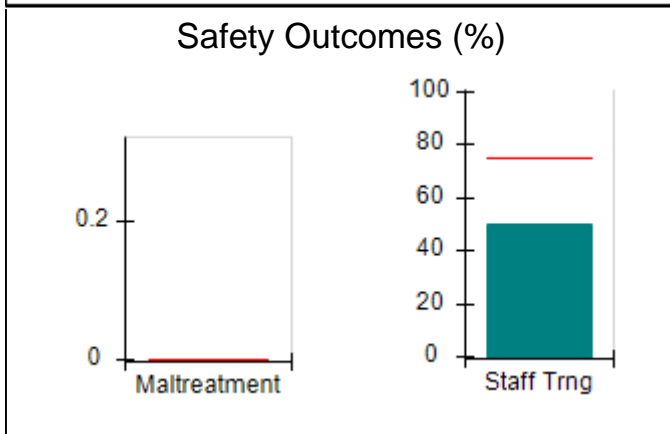
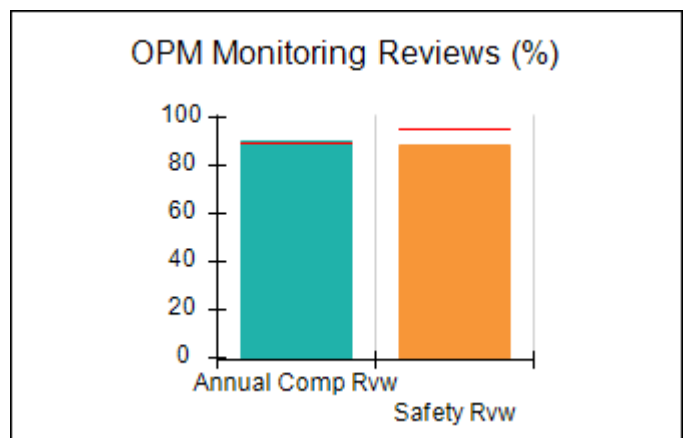
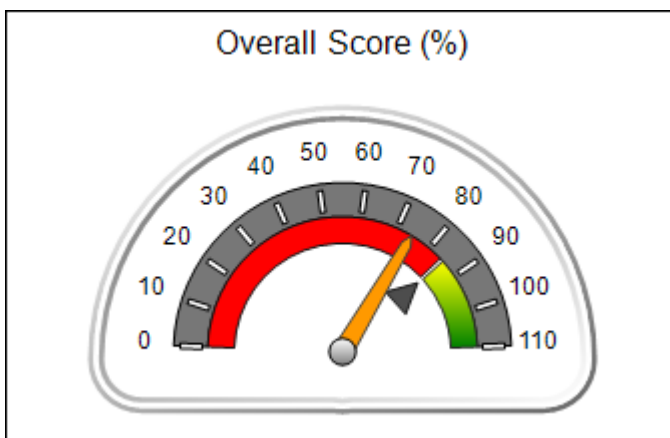
Provider/Program Name: Foundation Group Home, Inc. - CCI (992) - CCI

827 Tallapoosa Street, Bremen, GA 30110 Phone: 770-537-0700 Vendor ID# 44184	Quarterly Scores (Grades)		Current Quarter Score (Grade)
	Q1: 79.80 (C+)	Q2: 74.25 (C)	74.25% (C)
	Q3: N/A	Q4: N/A	

Program Census Information:	# Children in Care During Quarter: 10	# Placements During Quarter: 10	# Children in Care On Last Day: 7
-----------------------------	---------------------------------------	---------------------------------	-----------------------------------

Quarterly Provider Comparisons to All CCIs

▼ — indicates average for all CCIs





DHS, DFCS, Office of Provider Management
Performance-Based Placement Measures
RBWO Provider GA+SCORECARD - CCI



Report Quarter: Q2 FY2017

Provider/Program Name: Foundation Group Home, Inc. - CCI (992) - CCI				
827 Tallapoosa Street, Bremen, GA 30110 Phone: 770-537-0700 Vendor ID# 44184		Quarterly Scores (Grades)		Current Quarter Score (Grade)
		Q1: 79.80 (C+)	Q2: 74.25 (C)	74.25% (C)
		Q3: N/A	Q4: N/A	
Program Census Information:		# Children in Care During Quarter: 10	# Placements During Quarter: 10	# Children in Care On Last Day: 7
	Avg Performance All CCIs (%)	Provider Performance (%)*	Possible Points (Weight)	Provider Points Earned
OPM Monitoring Reviews				
Annual Comprehensive Reviews	89%	90%	25	22.50
Safety Reviews	95%	89%	15	13.32
Monitoring Sub-Total			40	35.82
CCI Safety Outcomes				
Incidence of Maltreatment	0.00%	No Substantiated Reports	10	10.00
Staff Training	75%	50%	10	5.00
Safety Sub-Total			20	15.00
CCI Permanency Outcomes				
Placement Stability	92%	90%	15	13.50
Permanency Sub-Total			15	13.50
CCI Well-Being Outcomes				
EPSDT Medical Visits	94%	44%	4	1.76
EPSDT Dental Visits	89%	22%	4	0.88
Academic Supports	77%	0%	3	0.00
Provider ECEM Visits	83%	39%	7	2.73
Provider General Contacts	80%	8%	7	0.56
Placements with Siblings	34%	Not Eligible	Not Scored	Not Scored
Placements within Legal County	16%	0%	Not Scored	Not Scored
Well-Being Sub-Total			25	5.93
*Performance calculation descriptions can be found in the FY 2017 RBWO PBP Measurements and Standards Guide.				

Monitoring & Outcomes: Possible Points = 100	Points Earned = 70.25
Score Before Incentives Credit	70.25%
Incentives Awarded	4.00 pts
PBP Verification	N/A pts
Total Score	74.25%



DHS, DFCS, Office of Provider Management
Performance-Based Placement Measures
RBWO Provider GA+SCORECARD - CCI



Report Quarter: Q2 FY2017

Provider/Program Name: Foundation Group Home, Inc. - CCI (992) - CCI

Program Census Information:		# Children in Care During Quarter: 10	# Placements During Quarter: 10	# Children in Care On Last Day: 7
CCI Incentive Credits	Avg Performance All CCIs (Points)	Provider Performance (%)*	Possible Points (Weight)	Provider Points Earned
Early EPSDT Medical Visits		0%	2	0.00
Early EPSDT Dental Visits		0%	2	0.00
Permanency Contacts		0%	5	0.00
Additional Academic Supports		0%	2	0.00
Active Agency Accreditation		0%	4	0.00
Staff Clinical Licensure		0%	5	0.00
Behavior Management (threshold = 0)		100%	4	4.00
Incentives Total	7.31		24	4.00
Maximum total combined incentive credit allowed is 10 points.			Incentives Awarded	4.00

*Performance calculation descriptions can be found in the FY 2017 RBWO PBP Measurements and Standards Guide.

Child Protective Services Investigations and Dispositions

The following investigations data, which is not used for scoring but is considered significant to a provider's performance, is from Georgia SHINES and is not considered final or complete until the end of the fiscal year.

Total Reports:	0	
Number Screened In:	0	
Number Screened Out:	0	
Number Substantiated:	0	
Number Unsubstantiated:	0	
Number Active CPS Investigations:	0	



DHS, DFCS, Office of Provider Management
Performance-Based Placement Measures
RBWO Provider GA+SCORECARD - CCI



Report Quarter: Q2 FY2017

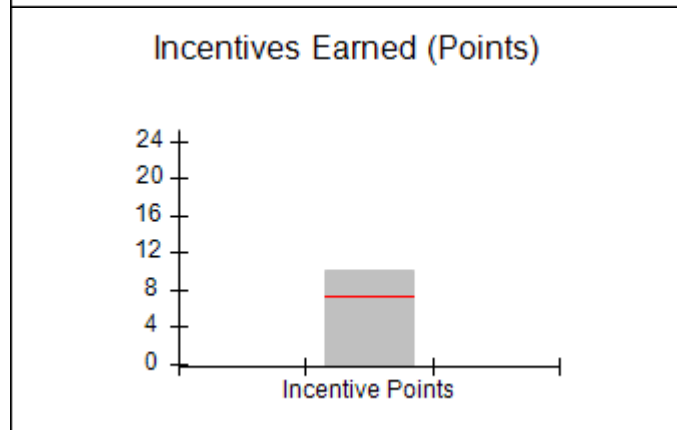
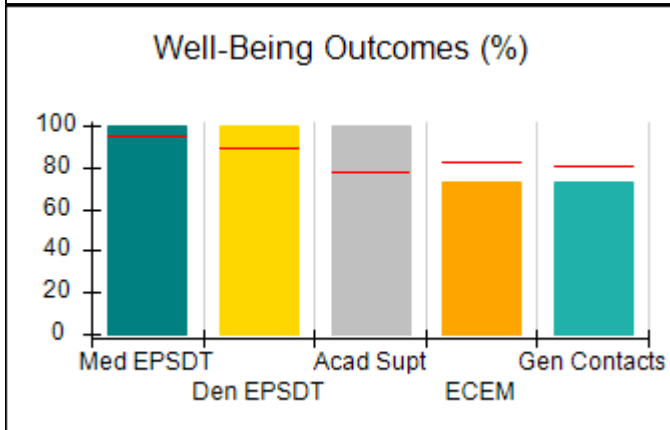
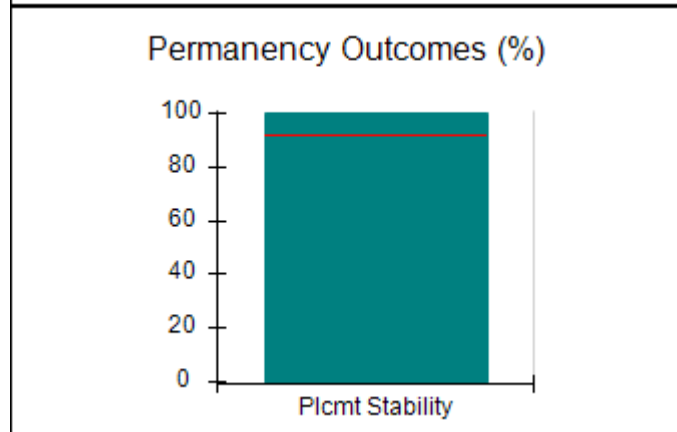
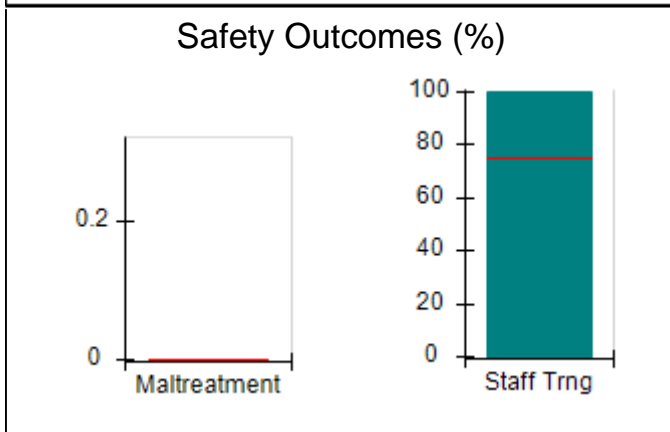
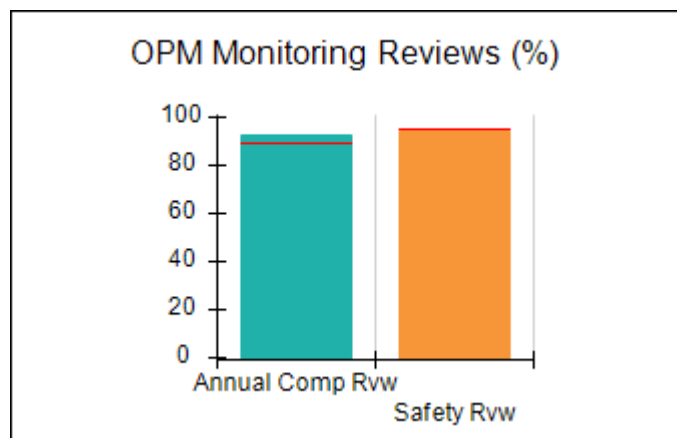
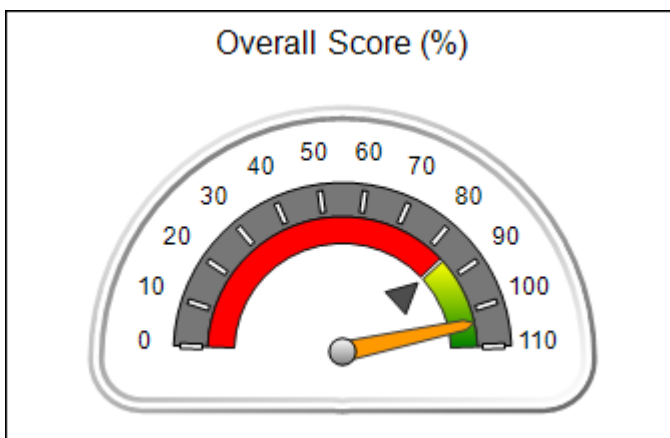
Provider/Program Name: Genesis House for Homeless, Inc. - (654) - CCI

2107 Hwy 41 North, Perry, GA 31069 Phone: 478-987-7466 Vendor ID# 35355	Quarterly Scores (Grades)		Current Quarter Score (Grade)
	Q1: 99.95 (A+)	Q2: 103.62 (A+)	103.62% (A+)
	Q3: N/A	Q4: N/A	

Program Census Information:	# Children in Care During Quarter: 11	# Placements During Quarter: 11	# Children in Care On Last Day: 8
-----------------------------	---------------------------------------	---------------------------------	-----------------------------------

Quarterly Provider Comparisons to All CCIs

▼ — indicates average for all CCIs





DHS, DFCS, Office of Provider Management
Performance-Based Placement Measures
RBWO Provider GA+SCORECARD - CCI



Report Quarter: Q2 FY2017

Provider/Program Name: Genesis House for Homeless, Inc. - (654) - CCI				
2107 Hwy 41 North, Perry, GA 31069 Phone: 478-987-7466 Vendor ID# 35355		Quarterly Scores (Grades)		Current Quarter Score (Grade)
		Q1: 99.95 (A+)	Q2: 103.62 (A+)	103.62% (A+)
		Q3: N/A	Q4: N/A	
Program Census Information:		# Children in Care During Quarter: 11	# Placements During Quarter: 11	# Children in Care On Last Day: 8
	Avg Performance All CCIs (%)	Provider Performance (%)*	Possible Points (Weight)	Provider Points Earned
OPM Monitoring Reviews				
Annual Comprehensive Reviews	89%	93%	25	23.19
Safety Reviews	95%	95%	15	14.21
Monitoring Sub-Total			40	37.40
CCI Safety Outcomes				
Incidence of Maltreatment	0.00%	No Substantiated Reports	10	10.00
Staff Training	75%	100%	10	10.00
Safety Sub-Total			20	20.00
CCI Permanency Outcomes				
Placement Stability	92%	100%	15	15.00
Permanency Sub-Total			15	15.00
CCI Well-Being Outcomes				
EPSDT Medical Visits	94%	100%	4	4.00
EPSDT Dental Visits	89%	100%	4	4.00
Academic Supports	77%	100%	3	3.00
Provider ECEM Visits	83%	73%	7	5.11
Provider General Contacts	80%	73%	7	5.11
Placements with Siblings	34%	0%	Not Scored	Not Scored
Placements within Legal County	16%	0%	Not Scored	Not Scored
Well-Being Sub-Total			25	21.22
*Performance calculation descriptions can be found in the FY 2017 RBWO PBP Measurements and Standards Guide.				

Monitoring & Outcomes: Possible Points = 100	Points Earned = 93.62
Score Before Incentives Credit	93.62%
Incentives Awarded	10.00 pts
PBP Verification	N/A pts
Total Score	103.62%



DHS, DFCS, Office of Provider Management
Performance-Based Placement Measures
RBWO Provider GA+SCORECARD - CCI



Report Quarter: Q2 FY2017

Provider/Program Name: Genesis House for Homeless, Inc. - (654) - CCI

Program Census Information:		# Children in Care During Quarter: 11	# Placements During Quarter: 11	# Children in Care On Last Day: 8
CCI Incentive Credits	Avg Performance All CCIs (Points)	Provider Performance (%)*	Possible Points (Weight)	Provider Points Earned
Early EPSDT Medical Visits		100%	2	2.00
Early EPSDT Dental Visits		100%	2	2.00
Permanency Contacts		None Planned	5	
Additional Academic Supports		100%	2	2.00
Active Agency Accreditation		0%	4	0.00
Staff Clinical Licensure		0%	5	0.00
Behavior Management (threshold = 0)		100%	4	4.00
Incentives Total	7.31		24	10.00
Maximum total combined incentive credit allowed is 10 points.			Incentives Awarded	10.00

*Performance calculation descriptions can be found in the FY 2017 RBWO PBP Measurements and Standards Guide.

Child Protective Services Investigations and Dispositions	
The following investigations data, which is not used for scoring but is considered significant to a provider's performance, is from Georgia SHINES and is not considered final or complete until the end of the fiscal year.	
Total Reports:	0
Number Screened In:	0
Number Screened Out:	0
Number Substantiated:	0
Number Unsubstantiated:	0
Number Active CPS Investigations:	0



Performance-Based Placement Measures RBWO Provider GA+SCORECARD - CCI

Report Quarter: Q2 FY2017

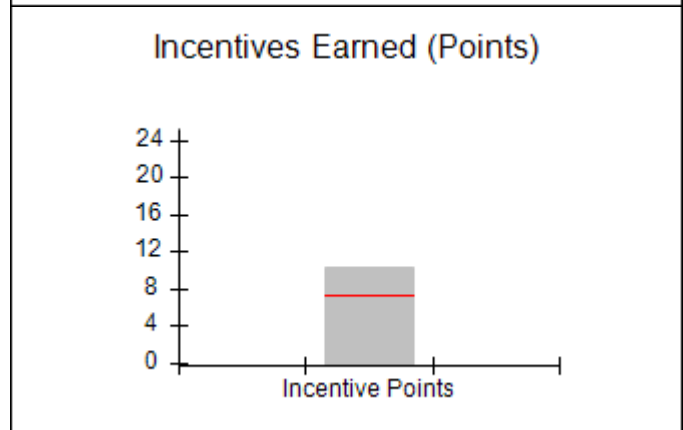
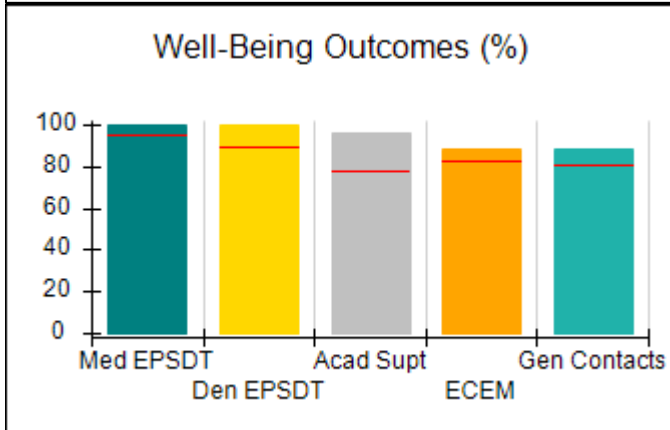
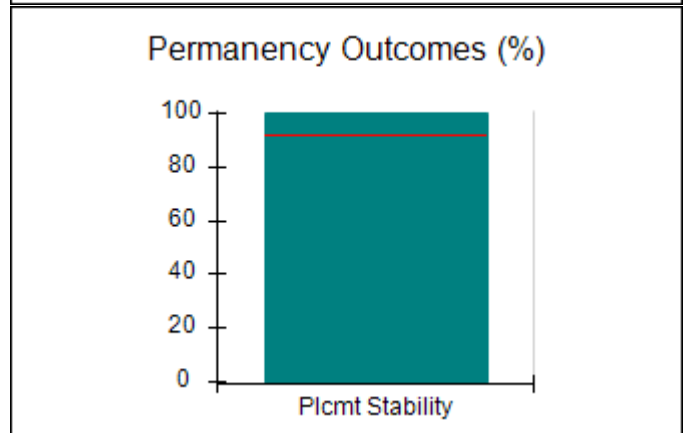
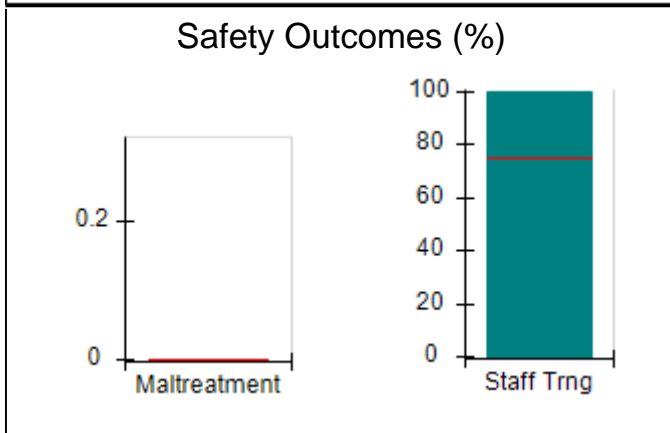
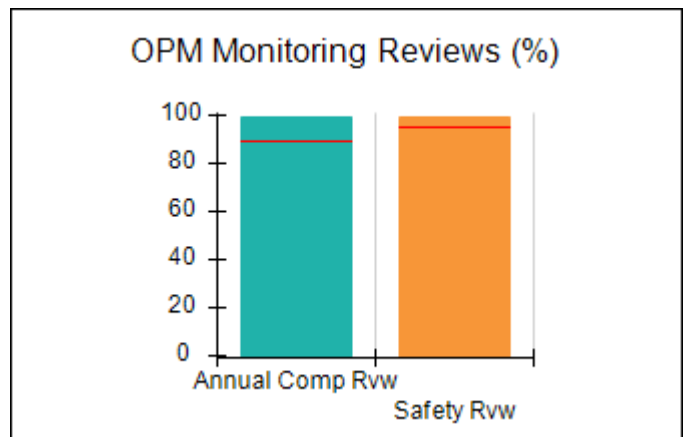
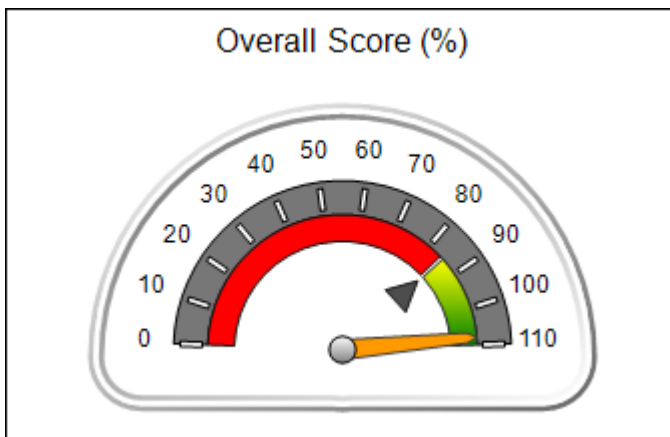
Provider/Program Name: Georgia Baptist Children's Home & Family Ministries - Alice's House (663) - CCI

624 Folds Rd., Carrollton, GA 30117 Phone: 770-834-1116 Vendor ID# 35358	Quarterly Scores (Grades)		Current Quarter Score (Grade)
	Q1: 102.80 (A+)	Q2: 107.92 (A+)	107.92% (A+)
	Q3: N/A	Q4: N/A	

Program Census Information:	# Children in Care During Quarter: 9	# Placements During Quarter: 9	# Children in Care On Last Day: 9
-----------------------------	--------------------------------------	--------------------------------	-----------------------------------

Quarterly Provider Comparisons to All CCIs

▼ — indicates average for all CCIs





DHS, DFCS, Office of Provider Management
Performance-Based Placement Measures
RBWO Provider GA+SCORECARD - CCI



Report Quarter: Q2 FY2017

Provider/Program Name: Georgia Baptist Children's Home & Family Ministries - Alice's House (663) - CCI				
624 Folds Rd., Carrollton, GA 30117		Quarterly Scores (Grades)		Current Quarter Score (Grade)
Phone: 770-834-1116		Q1: 102.80 (A+)	Q2: 107.92 (A+)	107.92% (A+)
Vendor ID# 35358		Q3: N/A	Q4: N/A	
Program Census Information:		# Children in Care During Quarter: 9	# Placements During Quarter: 9	# Children in Care On Last Day: 9
	Avg Performance All CCIs (%)	Provider Performance (%)*	Possible Points (Weight)	Provider Points Earned
OPM Monitoring Reviews				
Annual Comprehensive Reviews	89%	99%	25	24.83
Safety Reviews	95%	99%	15	14.89
Monitoring Sub-Total			40	39.72
CCI Safety Outcomes				
Incidence of Maltreatment	0.00%	No Substantiated Reports	10	10.00
Staff Training	75%	100%	10	10.00
Safety Sub-Total			20	20.00
CCI Permanency Outcomes				
Placement Stability	92%	100%	15	15.00
Permanency Sub-Total			15	15.00
CCI Well-Being Outcomes				
EPSDT Medical Visits	94%	100%	4	4.00
EPSDT Dental Visits	89%	100%	4	4.00
Academic Supports	77%	96%	3	2.88
Provider ECEM Visits	83%	88%	7	6.16
Provider General Contacts	80%	88%	7	6.16
Placements with Siblings	34%	67%	Not Scored	Not Scored
Placements within Legal County	16%	0%	Not Scored	Not Scored
Well-Being Sub-Total			25	23.20
*Performance calculation descriptions can be found in the FY 2017 RBWO PBP Measurements and Standards Guide.				

Monitoring & Outcomes: Possible Points = 100	Points Earned = 97.92
Score Before Incentives Credit	97.92%
Incentives Awarded	10.00 pts
PBP Verification	N/A pts
Total Score	107.92%



DHS, DFCS, Office of Provider Management
Performance-Based Placement Measures
RBWO Provider GA+SCORECARD - CCI



Report Quarter: Q2 FY2017

Provider/Program Name: Georgia Baptist Children's Home & Family Ministries - Alice's House (663) - CCI

Program Census Information:		# Children in Care During Quarter: 9	# Placements During Quarter: 9	# Children in Care On Last Day: 9
CCI Incentive Credits	Avg Performance All CCIs (Points)	Provider Performance (%)*	Possible Points (Weight)	Provider Points Earned
Early EPSDT Medical Visits		100%	2	2.00
Early EPSDT Dental Visits		100%	2	2.00
Permanency Contacts		None Planned	5	
Additional Academic Supports		16%	2	0.32
Active Agency Accreditation		50%	4	2.00
Staff Clinical Licensure		0%	5	0.00
Behavior Management (threshold = 0)		100%	4	4.00
Incentives Total	7.31		24	10.32
Maximum total combined incentive credit allowed is 10 points.			Incentives Awarded	10.00

*Performance calculation descriptions can be found in the FY 2017 RBWO PBP Measurements and Standards Guide.

Child Protective Services Investigations and Dispositions	
The following investigations data, which is not used for scoring but is considered significant to a provider's performance, is from Georgia SHINES and is not considered final or complete until the end of the fiscal year.	
Total Reports:	0
Number Screened In:	0
Number Screened Out:	0
Number Substantiated:	0
Number Unsubstantiated:	0
Number Active CPS Investigations:	0



Performance-Based Placement Measures RBWO Provider GA+SCORECARD - CCI

Report Quarter: Q2 FY2017

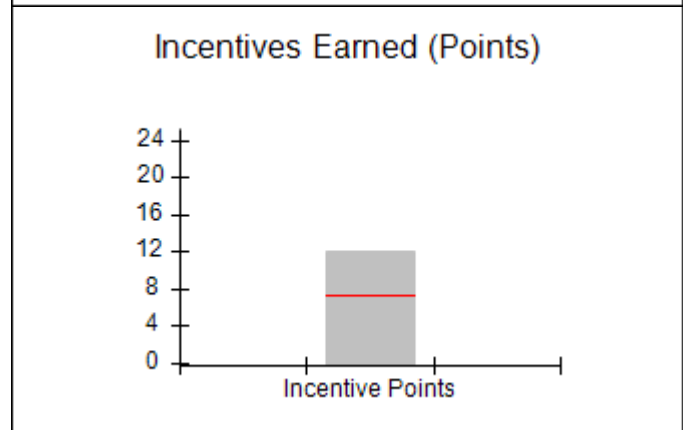
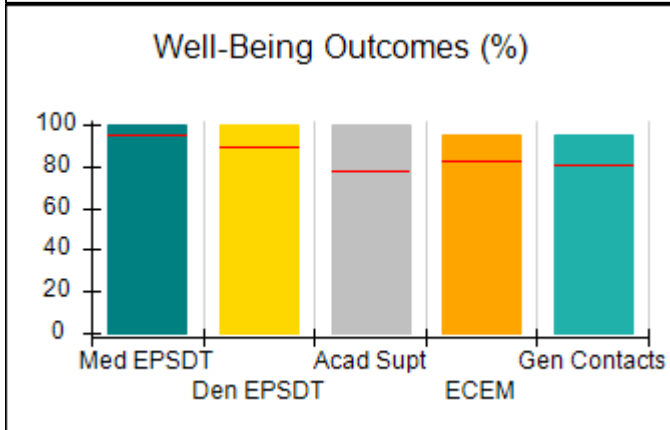
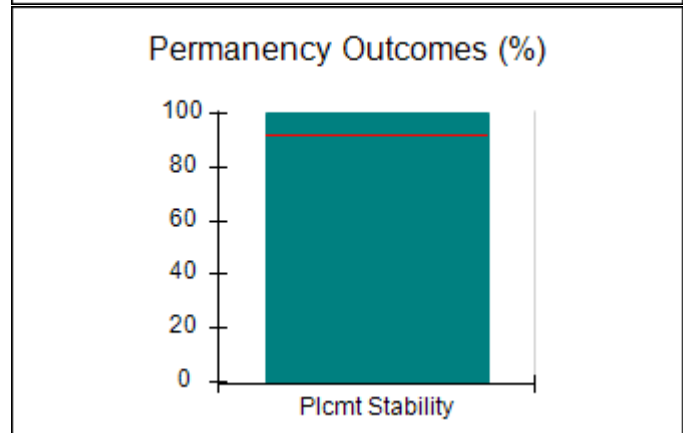
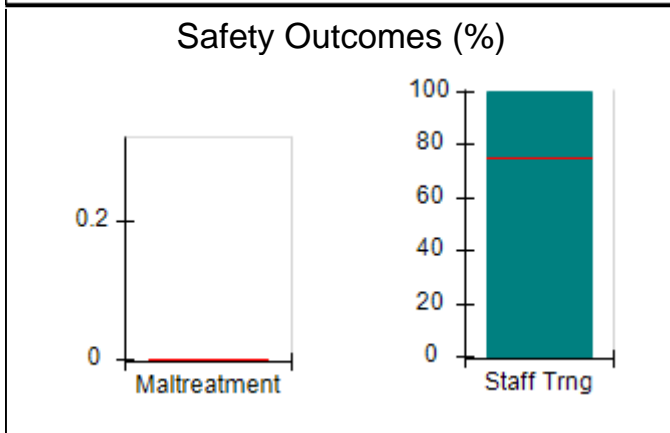
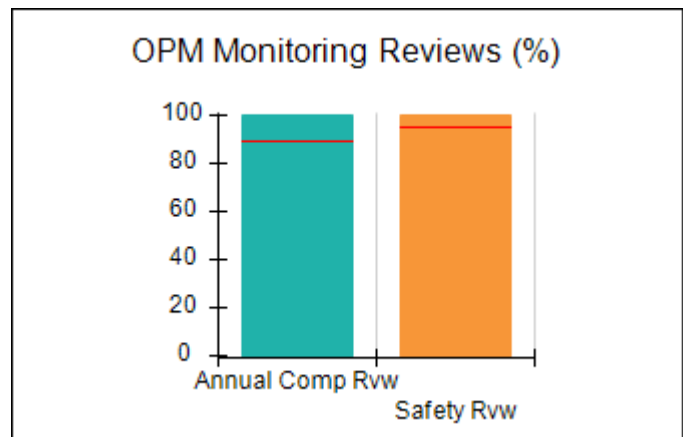
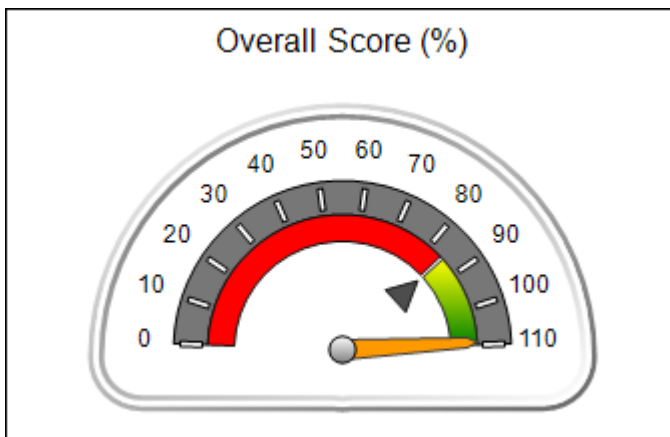
Provider/Program Name: Georgia Baptist Children's Home & Family Ministries - Angel's House (657) - CCI

1401 Holbrook Rd., Newnan, GA 30263-7712 Phone: 770.251.7050 Vendor ID# 35367	Quarterly Scores (Grades)		Current Quarter Score (Grade)
	Q1: 110.00 (A+)	Q2: 109.30 (A+)	109.30% (A+)
	Q3: N/A	Q4: N/A	

Program Census Information:	# Children in Care During Quarter: 13	# Placements During Quarter: 13	# Children in Care On Last Day: 8
-----------------------------	---------------------------------------	---------------------------------	-----------------------------------

Quarterly Provider Comparisons to All CCIs

▼ — indicates average for all CCIs





**Performance-Based Placement Measures
RBWO Provider GA+SCORECARD - CCI**

Report Quarter: Q2 FY2017

Provider/Program Name: Georgia Baptist Children's Home & Family Ministries - Angel's House (657) - CCI				
1401 Holbrook Rd., Newnan, GA 30263-7712		Quarterly Scores (Grades)		Current Quarter Score (Grade)
Phone: 770.251.7050		Q1: 110.00 (A+)	Q2: 109.30 (A+)	109.30% (A+)
Vendor ID# 35367		Q3: N/A	Q4: N/A	
Program Census Information:		# Children in Care During Quarter: 13	# Placements During Quarter: 13	# Children in Care On Last Day: 8
	Avg Performance All CCIs (%)	Provider Performance (%)*	Possible Points (Weight)	Provider Points Earned
OPM Monitoring Reviews				
Annual Comprehensive Reviews	89%	100%	25	25.00
Safety Reviews	95%	100%	15	15.00
Monitoring Sub-Total			40	40.00
CCI Safety Outcomes				
Incidence of Maltreatment	0.00%	No Substantiated Reports	10	10.00
Staff Training	75%	100%	10	10.00
Safety Sub-Total			20	20.00
CCI Permanency Outcomes				
Placement Stability	92%	100%	15	15.00
Permanency Sub-Total			15	15.00
CCI Well-Being Outcomes				
EPSDT Medical Visits	94%	100%	4	4.00
EPSDT Dental Visits	89%	100%	4	4.00
Academic Supports	77%	100%	3	3.00
Provider ECEM Visits	83%	95%	7	6.65
Provider General Contacts	80%	95%	7	6.65
Placements with Siblings	34%	0%	Not Scored	Not Scored
Placements within Legal County	16%	0%	Not Scored	Not Scored
Well-Being Sub-Total			25	24.30
*Performance calculation descriptions can be found in the FY 2017 RBWO PBP Measurements and Standards Guide.				

Monitoring & Outcomes: Possible Points = 100	Points Earned = 99.30
Score Before Incentives Credit	99.30%
Incentives Awarded	10.00 pts
PBP Verification	N/A pts
Total Score	109.30%



DHS, DFCS, Office of Provider Management
Performance-Based Placement Measures
RBWO Provider GA+SCORECARD - CCI



Report Quarter: Q2 FY2017

Provider/Program Name: Georgia Baptist Children's Home & Family Ministries - Angel's House (657) - CCI

Program Census Information:		# Children in Care During Quarter: 13	# Placements During Quarter: 13	# Children in Care On Last Day: 8
CCI Incentive Credits	Avg Performance All CCIs (Points)	Provider Performance (%)*	Possible Points (Weight)	Provider Points Earned
Early EPSDT Medical Visits		100%	2	2.00
Early EPSDT Dental Visits		100%	2	2.00
Permanency Contacts		None Planned	5	
Additional Academic Supports		100%	2	2.00
Active Agency Accreditation		50%	4	2.00
Staff Clinical Licensure		0%	5	0.00
Behavior Management (threshold = 0)		100%	4	4.00
Incentives Total	7.31		24	12.00
Maximum total combined incentive credit allowed is 10 points.			Incentives Awarded	10.00

*Performance calculation descriptions can be found in the FY 2017 RBWO PBP Measurements and Standards Guide.

Child Protective Services Investigations and Dispositions	
The following investigations data, which is not used for scoring but is considered significant to a provider's performance, is from Georgia SHINES and is not considered final or complete until the end of the fiscal year.	
Total Reports:	0
Number Screened In:	0
Number Screened Out:	0
Number Substantiated:	0
Number Unsubstantiated:	0
Number Active CPS Investigations:	0



Performance-Based Placement Measures RBWO Provider GA+SCORECARD - CCI

Report Quarter: Q2 FY2017

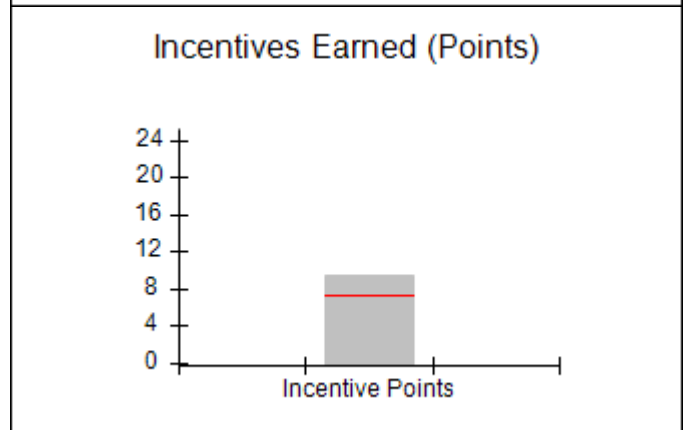
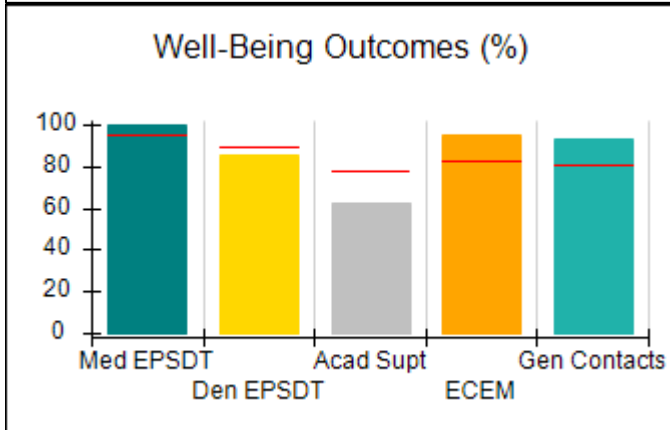
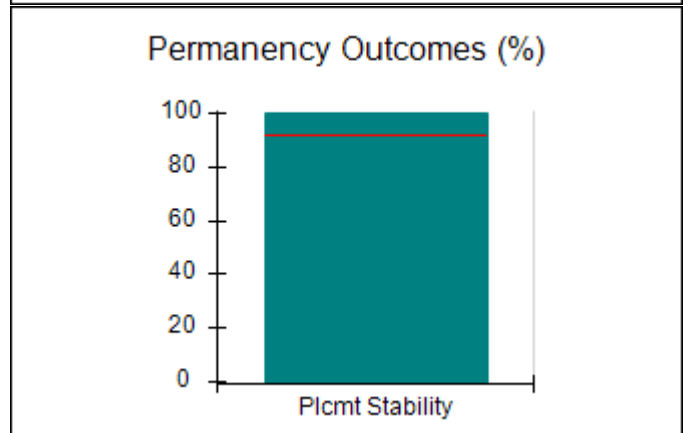
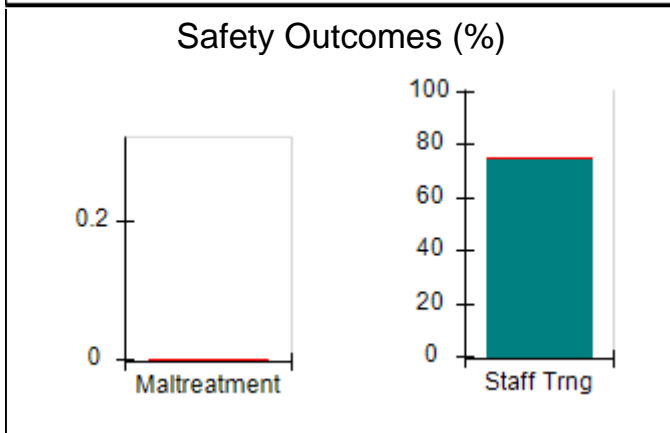
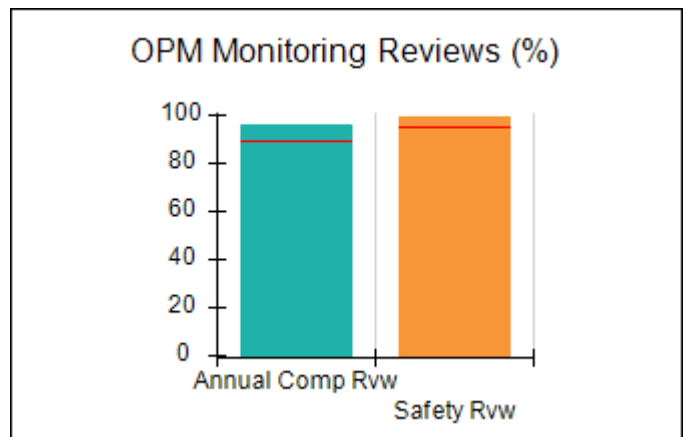
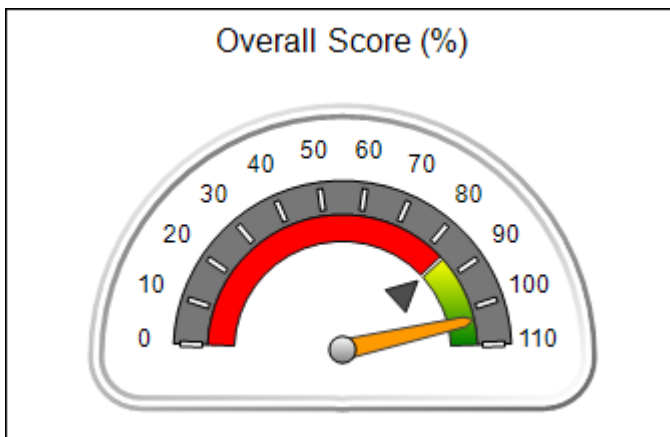
Provider/Program Name: Georgia Baptist Children's Home & Family Ministries - Baxley Campus (664) - CCI

9420 Blackshear Hwy., Baxley, GA 31513 Phone: 912-367-6691 Vendor ID# 35359	Quarterly Scores (Grades)		Current Quarter Score (Grade)
	Q1: 104.93 (A+)	Q2: 103.26 (A+)	103.26% (A+)
	Q3: N/A	Q4: N/A	

Program Census Information:	# Children in Care During Quarter: 26	# Placements During Quarter: 26	# Children in Care On Last Day: 19
-----------------------------	---------------------------------------	---------------------------------	------------------------------------

Quarterly Provider Comparisons to All CCIs

▼ — indicates average for all CCIs





DHS, DFCS, Office of Provider Management
Performance-Based Placement Measures
RBWO Provider GA+SCORECARD - CCI



Report Quarter: Q2 FY2017

Provider/Program Name: Georgia Baptist Children's Home & Family Ministries - Baxley Campus (664) - CCI

9420 Blackshear Hwy., Baxley, GA 31513 Phone: 912-367-6691 Vendor ID# 35359	Quarterly Scores (Grades)		Current Quarter Score (Grade)
	Q1: 104.93 (A+)	Q2: 103.26 (A+)	103.26%
	Q3: N/A	Q4: N/A	(A+)

Program Census Information:	# Children in Care During Quarter: 26	# Placements During Quarter: 26	# Children in Care On Last Day: 19
-----------------------------	---------------------------------------	---------------------------------	------------------------------------

	Avg Performance All CCIs (%)	Provider Performance (%)*	Possible Points (Weight)	Provider Points Earned
--	------------------------------	---------------------------	--------------------------	------------------------

OPM Monitoring Reviews

Annual Comprehensive Reviews	89%	96%	25	24.08
Safety Reviews	95%	99%	15	14.89
Monitoring Sub-Total			40	38.96

CCI Safety Outcomes

Incidence of Maltreatment	0.00%	No Substantiated Reports	10	10.00
Staff Training	75%	75%	10	7.50
Safety Sub-Total			20	17.50

CCI Permanency Outcomes

Placement Stability	92%	100%	15	15.00
Permanency Sub-Total			15	15.00

CCI Well-Being Outcomes

EPSDT Medical Visits	94%	100%	4	4.00
EPSDT Dental Visits	89%	85%	4	3.40
Academic Supports	77%	62%	3	1.86
Provider ECEM Visits	83%	95%	7	6.65
Provider General Contacts	80%	93%	7	6.51
Placements with Siblings	34%	86%	Not Scored	Not Scored
Placements within Legal County	16%	29%	Not Scored	Not Scored
Well-Being Sub-Total			25	22.42

*Performance calculation descriptions can be found in the FY 2017 RBWO PBP Measurements and Standards Guide.

Monitoring & Outcomes: Possible Points = 100		Points Earned = 93.88	
Score Before Incentives Credit			93.88%
Incentives Awarded			9.38 pts
PBP Verification			N/A pts
Total Score			103.26%



DHS, DFCS, Office of Provider Management
Performance-Based Placement Measures
RBWO Provider GA+SCORECARD - CCI



Report Quarter: Q2 FY2017

Provider/Program Name: Georgia Baptist Children's Home & Family Ministries - Baxley Campus (664) - CCI

Program Census Information:		# Children in Care During Quarter: 26	# Placements During Quarter: 26	# Children in Care On Last Day: 19
CCI Incentive Credits	Avg Performance All CCIs (Points)	Provider Performance (%)*	Possible Points (Weight)	Provider Points Earned
Early EPSDT Medical Visits		100%	2	2.00
Early EPSDT Dental Visits		67%	2	1.34
Permanency Contacts		0%	5	0.00
Additional Academic Supports		2%	2	0.04
Active Agency Accreditation		50%	4	2.00
Staff Clinical Licensure		0%	5	0.00
Behavior Management (threshold = 0)		100%	4	4.00
Incentives Total	7.31		24	9.38
Maximum total combined incentive credit allowed is 10 points.			Incentives Awarded	9.38

*Performance calculation descriptions can be found in the FY 2017 RBWO PBP Measurements and Standards Guide.

Child Protective Services Investigations and Dispositions	
The following investigations data, which is not used for scoring but is considered significant to a provider's performance, is from Georgia SHINES and is not considered final or complete until the end of the fiscal year.	
Total Reports:	0
Number Screened In:	0
Number Screened Out:	0
Number Substantiated:	0
Number Unsubstantiated:	0
Number Active CPS Investigations:	0



Performance-Based Placement Measures RBWO Provider GA+SCORECARD - CCI

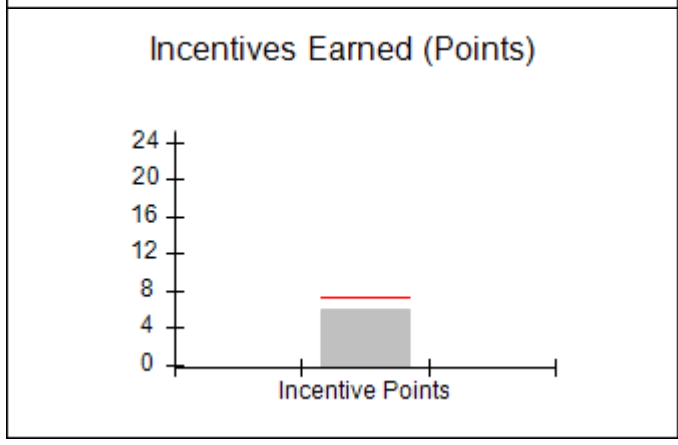
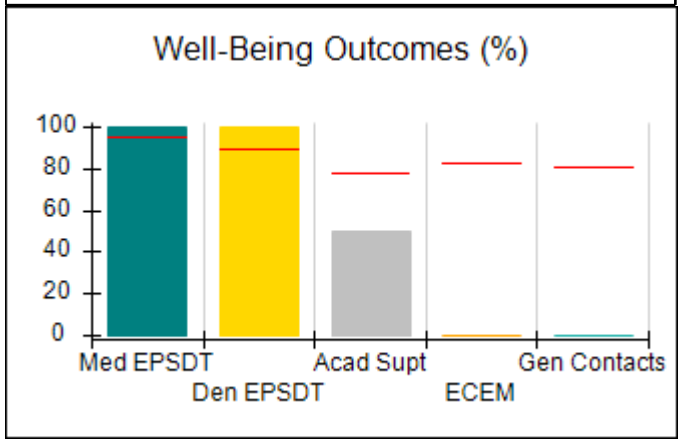
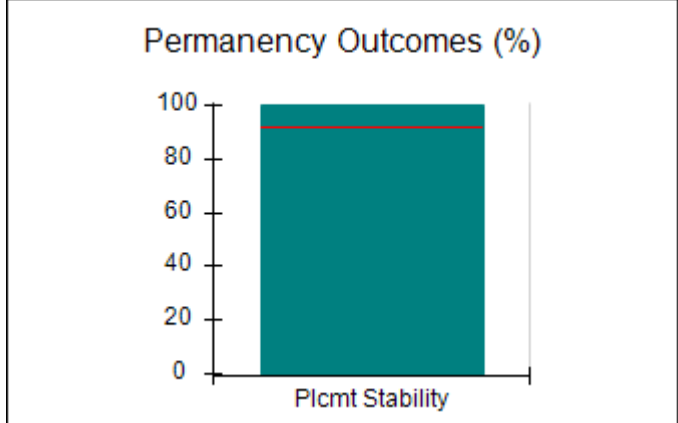
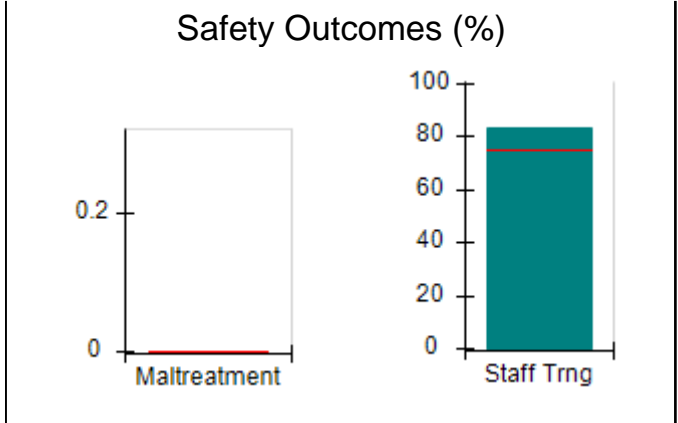
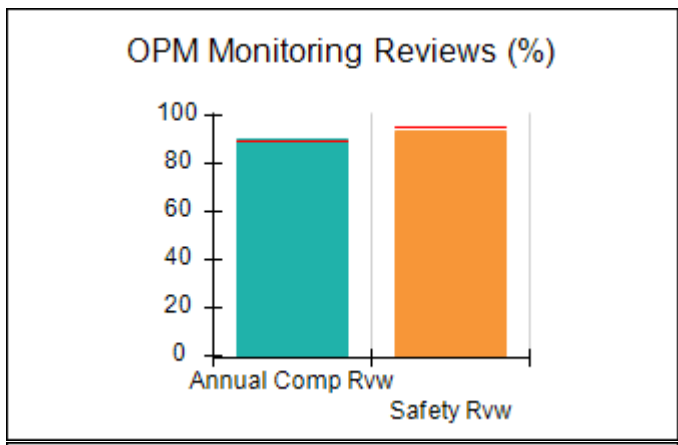
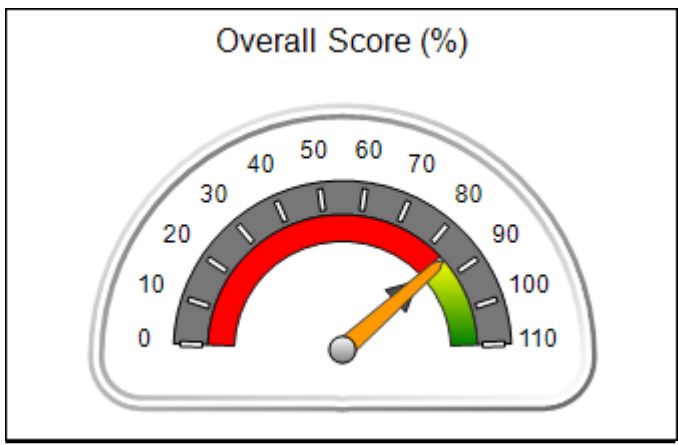
Report Quarter: Q2 FY2017

Provider/Program Name: Georgia Baptist Children's Home & Family Ministries - dba Good Shepherd The (685) - CCI			
390 Bar Rest Ranch Road, Warm Springs, GA 31830			
Phone: 706-655-2354			
Vendor ID# 35364			
Quarterly Scores (Grades)		Current Quarter Score (Grade)	
Q1: 103.30 (A+)	Q2: 85.27 (B)	85.27%	
Q3: N/A	Q4: N/A	(B)	

Program Census Information:	# Children in Care During Quarter: 1	# Placements During Quarter: 1	# Children in Care On Last Day: 0
-----------------------------	--------------------------------------	--------------------------------	-----------------------------------

Quarterly Provider Comparisons to All CCIs

▼ — indicates average for all CCIs





DHS, DFCS, Office of Provider Management
Performance-Based Placement Measures
RBWO Provider GA+SCORECARD - CCI



Report Quarter: Q2 FY2017

Provider/Program Name: Georgia Baptist Children's Home & Family Ministries - dba Good Shepherd The (685) - CCI				
390 Bar Rest Ranch Road, Warm Springs, GA 31830		Quarterly Scores (Grades)		Current Quarter Score (Grade)
Phone: 706-655-2354		Q1: 103.30 (A+)	Q2: 85.27 (B)	85.27% (B)
Vendor ID# 35364		Q3: N/A	Q4: N/A	
Program Census Information:		# Children in Care During Quarter: 1	# Placements During Quarter: 1	# Children in Care On Last Day: 0
	Avg Performance All CCIs (%)	Provider Performance (%)*	Possible Points (Weight)	Provider Points Earned
OPM Monitoring Reviews				
Annual Comprehensive Reviews	89%	90%	25	22.46
Safety Reviews	95%	93%	15	14.02
Monitoring Sub-Total			40	36.47
CCI Safety Outcomes				
Incidence of Maltreatment	0.00%	No Substantiated Reports	10	10.00
Staff Training	75%	83%	10	8.30
Safety Sub-Total			20	18.30
CCI Permanency Outcomes				
Placement Stability	92%	100%	15	15.00
Permanency Sub-Total			15	15.00
CCI Well-Being Outcomes				
EPSDT Medical Visits	94%	100%	4	4.00
EPSDT Dental Visits	89%	100%	4	4.00
Academic Supports	77%	50%	3	1.50
Provider ECEM Visits	83%	0%	7	0.00
Provider General Contacts	80%	0%	7	0.00
Placements with Siblings	34%	Not Eligible	Not Scored	Not Scored
Placements within Legal County	16%	Not Eligible	Not Scored	Not Scored
Well-Being Sub-Total			25	9.50
*Performance calculation descriptions can be found in the FY 2017 RBWO PBP Measurements and Standards Guide.				

Monitoring & Outcomes: Possible Points = 100	Points Earned = 79.27
Score Before Incentives Credit	79.27%
Incentives Awarded	6.00 pts
PBP Verification	N/A pts
Total Score	85.27%



DHS, DFCS, Office of Provider Management
Performance-Based Placement Measures
RBWO Provider GA+SCORECARD - CCI



Report Quarter: Q2 FY2017

Provider/Program Name: Georgia Baptist Children's Home & Family Ministries - dba Good Shepherd The (685) - CCI

Program Census Information:		# Children in Care During Quarter: 1	# Placements During Quarter: 1	# Children in Care On Last Day: 0
CCI Incentive Credits	Avg Performance All CCIs (Points)	Provider Performance (%)*	Possible Points (Weight)	Provider Points Earned
Early EPSDT Medical Visits		Not Eligible	2	
Early EPSDT Dental Visits		Not Eligible	2	
Permanency Contacts		None Planned	5	
Additional Academic Supports		0%	2	0.00
Active Agency Accreditation		50%	4	2.00
Staff Clinical Licensure		0%	5	0.00
Behavior Management (threshold = 0)		100%	4	4.00
Incentives Total	7.31		24	6.00
Maximum total combined incentive credit allowed is 10 points.			Incentives Awarded	6.00

*Performance calculation descriptions can be found in the FY 2017 RBWO PBP Measurements and Standards Guide.

Child Protective Services Investigations and Dispositions	
The following investigations data, which is not used for scoring but is considered significant to a provider's performance, is from Georgia SHINES and is not considered final or complete until the end of the fiscal year.	
Total Reports:	0
Number Screened In:	0
Number Screened Out:	0
Number Substantiated:	0
Number Unsubstantiated:	0
Number Active CPS Investigations:	0



Performance-Based Placement Measures RBWO Provider GA+SCORECARD - CCI

Report Quarter: Q2 FY2017

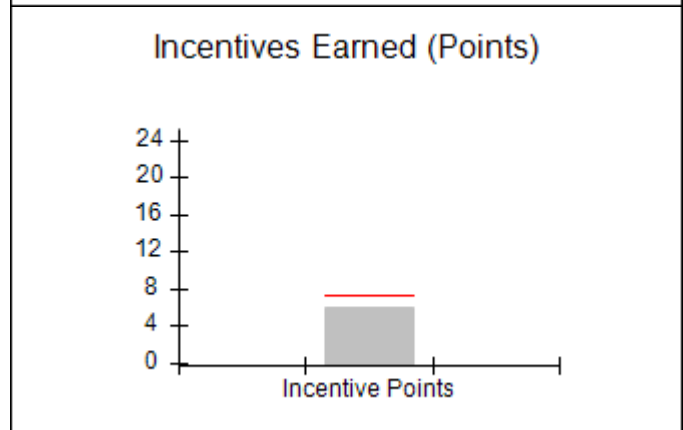
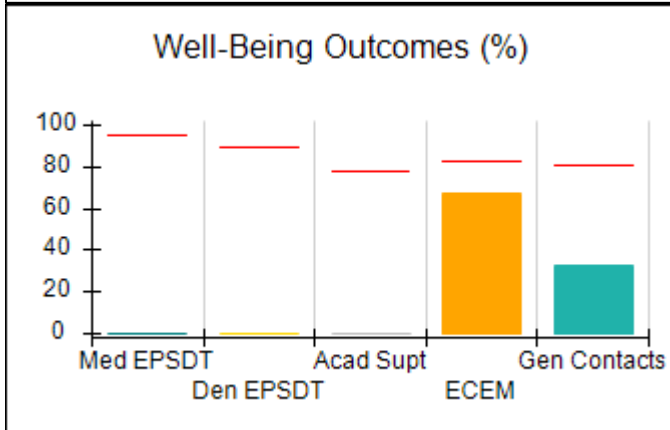
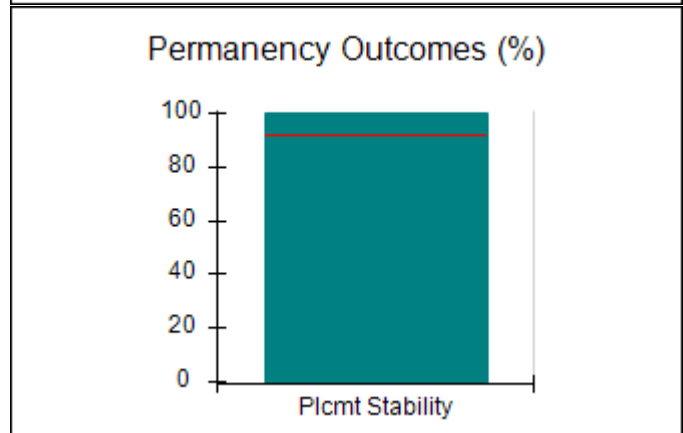
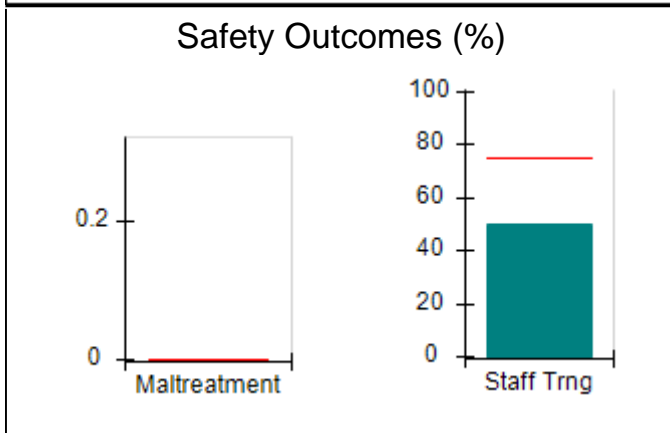
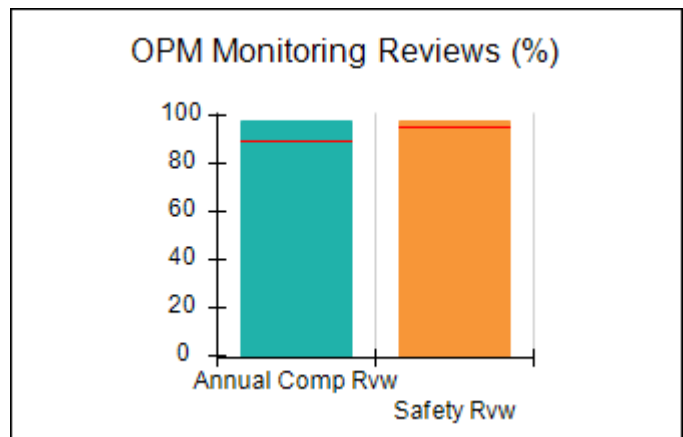
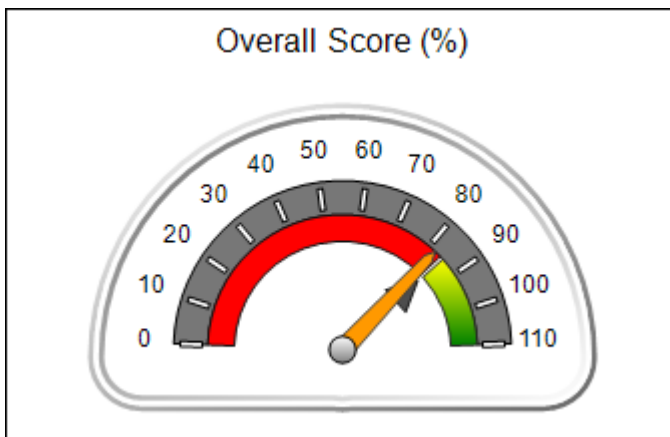
Provider/Program Name: Georgia Baptist Children's Home & Family Ministries - Maternity Home (662) - CCI

9250 Hutcheson Ferry Rd., Palmetto, GA 30268 Phone: 770-463-3344 Vendor ID# 35369	Quarterly Scores (Grades)		Current Quarter Score (Grade)
	Q1: 104.47 (A+)	Q2: 82.14 (B-)	82.14% (B-)
	Q3: N/A	Q4: N/A	

Program Census Information:	# Children in Care During Quarter: 2	# Placements During Quarter: 2	# Children in Care On Last Day: 1
-----------------------------	--------------------------------------	--------------------------------	-----------------------------------

Quarterly Provider Comparisons to All CCIs

▼ — indicates average for all CCIs





DHS, DFCS, Office of Provider Management
Performance-Based Placement Measures
RBWO Provider GA+SCORECARD - CCI



Report Quarter: Q2 FY2017

Provider/Program Name: Georgia Baptist Children's Home & Family Ministries - Maternity Home (662) - CCI				
9250 Hutcheson Ferry Rd., Palmetto, GA 30268		Quarterly Scores (Grades)		Current Quarter Score (Grade)
Phone: 770-463-3344		Q1: 104.47 (A+)	Q2: 82.14 (B-)	82.14% (B-)
Vendor ID# 35369		Q3: N/A	Q4: N/A	
Program Census Information:		# Children in Care During Quarter: 2	# Placements During Quarter: 2	# Children in Care On Last Day: 1
	Avg Performance All CCIs (%)	Provider Performance (%)*	Possible Points (Weight)	Provider Points Earned
OPM Monitoring Reviews				
Annual Comprehensive Reviews	89%	98%	25	24.50
Safety Reviews	95%	98%	15	14.64
Monitoring Sub-Total			40	39.14
CCI Safety Outcomes				
Incidence of Maltreatment	0.00%	No Substantiated Reports	10	10.00
Staff Training	75%	50%	10	5.00
Safety Sub-Total			20	15.00
CCI Permanency Outcomes				
Placement Stability	92%	100%	15	15.00
Permanency Sub-Total			15	15.00
CCI Well-Being Outcomes				
EPSDT Medical Visits	94%	0%	4	0.00
EPSDT Dental Visits	89%	0%	4	0.00
Academic Supports	77%	0%	3	0.00
Provider ECEM Visits	83%	67%	7	4.69
Provider General Contacts	80%	33%	7	2.31
Placements with Siblings	34%	Not Eligible	Not Scored	Not Scored
Placements within Legal County	16%	0%	Not Scored	Not Scored
Well-Being Sub-Total			25	7.00
*Performance calculation descriptions can be found in the FY 2017 RBWO PBP Measurements and Standards Guide.				

Monitoring & Outcomes: Possible Points = 100	Points Earned = 76.14
Score Before Incentives Credit	76.14%
Incentives Awarded	6.00 pts
PBP Verification	N/A pts
Total Score	82.14%



DHS, DFCS, Office of Provider Management
Performance-Based Placement Measures
RBWO Provider GA+SCORECARD - CCI



Report Quarter: Q2 FY2017

Provider/Program Name: Georgia Baptist Children's Home & Family Ministries - Maternity Home (662) - CCI

Program Census Information:		# Children in Care During Quarter: 2	# Placements During Quarter: 2	# Children in Care On Last Day: 1
CCI Incentive Credits	Avg Performance All CCIs (Points)	Provider Performance (%)*	Possible Points (Weight)	Provider Points Earned
Early EPSDT Medical Visits		0%	2	0.00
Early EPSDT Dental Visits		0%	2	0.00
Permanency Contacts		0%	5	0.00
Additional Academic Supports		0%	2	0.00
Active Agency Accreditation		50%	4	2.00
Staff Clinical Licensure		0%	5	0.00
Behavior Management (threshold = 0)		100%	4	4.00
Incentives Total	7.31		24	6.00
Maximum total combined incentive credit allowed is 10 points.			Incentives Awarded	6.00

*Performance calculation descriptions can be found in the FY 2017 RBWO PBP Measurements and Standards Guide.

Child Protective Services Investigations and Dispositions	
The following investigations data, which is not used for scoring but is considered significant to a provider's performance, is from Georgia SHINES and is not considered final or complete until the end of the fiscal year.	
Total Reports:	0
Number Screened In:	0
Number Screened Out:	0
Number Substantiated:	0
Number Unsubstantiated:	0
Number Active CPS Investigations:	0



Performance-Based Placement Measures RBWO Provider GA+SCORECARD - CCI

Report Quarter: Q2 FY2017

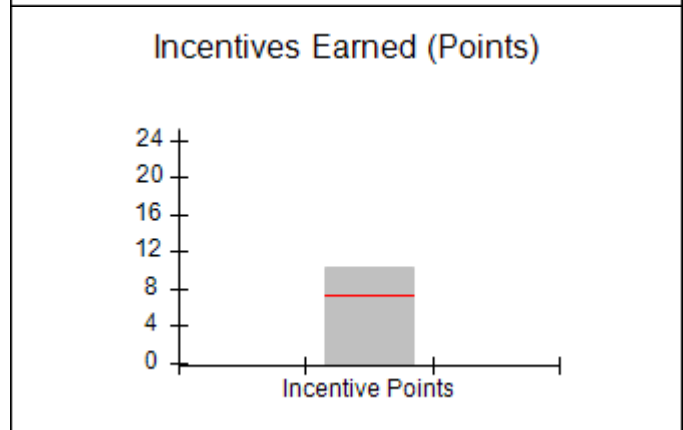
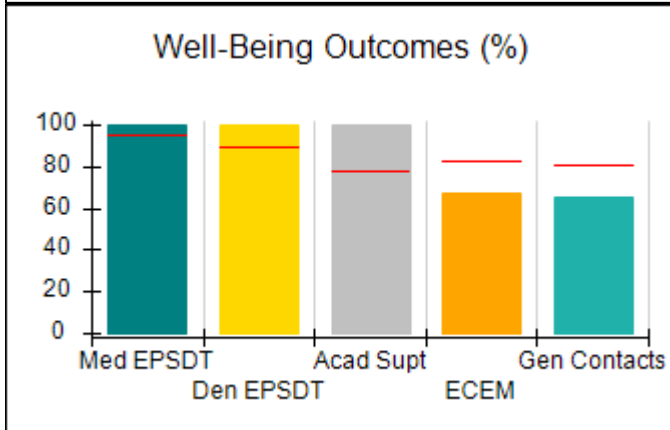
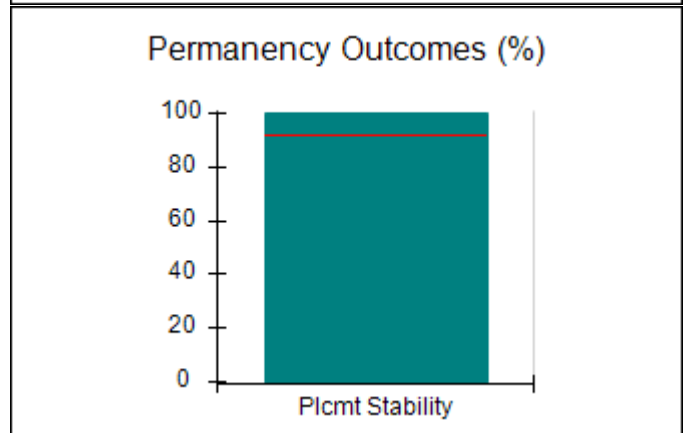
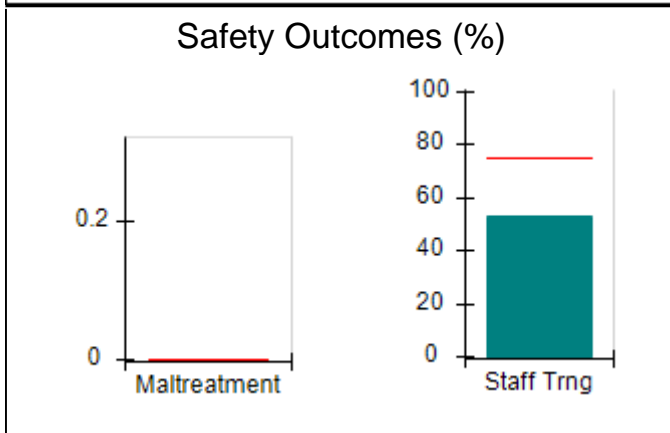
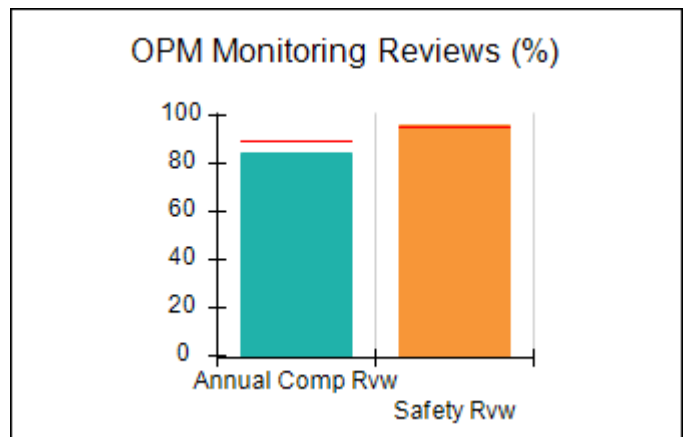
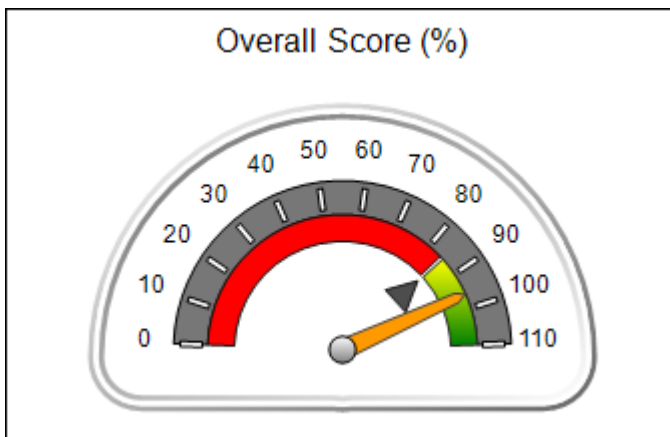
Provider/Program Name: Georgia Baptist Children's Home & Family Ministries - Meansville Campus (666) - CCI

1508 Hwy. 19 S., Meansville, GA 30256 Phone: 770-567-8987 Vendor ID# 35370	Quarterly Scores (Grades)		Current Quarter Score (Grade)
	Q1: 99.80 (A+)	Q2: 96.08 (A)	96.08% (A)
	Q3: N/A	Q4: N/A	

Program Census Information:	# Children in Care During Quarter: 7	# Placements During Quarter: 7	# Children in Care On Last Day: 6
-----------------------------	--------------------------------------	--------------------------------	-----------------------------------

Quarterly Provider Comparisons to All CCIs

▼ ————— indicates average for all CCIs





DHS, DFCS, Office of Provider Management
Performance-Based Placement Measures
RBWO Provider GA+SCORECARD - CCI



Report Quarter: Q2 FY2017

Provider/Program Name: Georgia Baptist Children's Home & Family Ministries - Meansville Campus (666) - CCI				
1508 Hwy. 19 S., Meansville, GA 30256		Quarterly Scores (Grades)		Current Quarter Score (Grade)
Phone: 770-567-8987		Q1: 99.80 (A+)	Q2: 96.08 (A)	96.08% (A)
Vendor ID# 35370		Q3: N/A	Q4: N/A	
Program Census Information:		# Children in Care During Quarter: 7	# Placements During Quarter: 7	# Children in Care On Last Day: 6
	Avg Performance All CCIs (%)	Provider Performance (%)*	Possible Points (Weight)	Provider Points Earned
OPM Monitoring Reviews				
Annual Comprehensive Reviews	89%	85%	25	21.16
Safety Reviews	95%	96%	15	14.38
Monitoring Sub-Total			40	35.54
CCI Safety Outcomes				
Incidence of Maltreatment	0.00%	No Substantiated Reports	10	10.00
Staff Training	75%	53%	10	5.30
Safety Sub-Total			20	15.30
CCI Permanency Outcomes				
Placement Stability	92%	100%	15	15.00
Permanency Sub-Total			15	15.00
CCI Well-Being Outcomes				
EPSDT Medical Visits	94%	100%	4	4.00
EPSDT Dental Visits	89%	100%	4	4.00
Academic Supports	77%	100%	3	3.00
Provider ECEM Visits	83%	67%	7	4.69
Provider General Contacts	80%	65%	7	4.55
Placements with Siblings	34%	0%	Not Scored	Not Scored
Placements within Legal County	16%	0%	Not Scored	Not Scored
Well-Being Sub-Total			25	20.24
*Performance calculation descriptions can be found in the FY 2017 RBWO PBP Measurements and Standards Guide.				

Monitoring & Outcomes: Possible Points = 100	Points Earned = 86.08
Score Before Incentives Credit	86.08%
Incentives Awarded	10.00 pts
PBP Verification	N/A pts
Total Score	96.08%



DHS, DFCS, Office of Provider Management
Performance-Based Placement Measures
RBWO Provider GA+SCORECARD - CCI



Report Quarter: Q2 FY2017

Provider/Program Name: Georgia Baptist Children's Home & Family Ministries - Meansville Campus (666) - CCI

Program Census Information:		# Children in Care During Quarter: 7	# Placements During Quarter: 7	# Children in Care On Last Day: 6
CCI Incentive Credits	Avg Performance All CCIs (Points)	Provider Performance (%)*	Possible Points (Weight)	Provider Points Earned
Early EPSDT Medical Visits		100%	2	2.00
Early EPSDT Dental Visits		100%	2	2.00
Permanency Contacts		None Planned	5	
Additional Academic Supports		12%	2	0.24
Active Agency Accreditation		50%	4	2.00
Staff Clinical Licensure		0%	5	0.00
Behavior Management (threshold = 0)		100%	4	4.00
Incentives Total	7.31		24	10.24
Maximum total combined incentive credit allowed is 10 points.			Incentives Awarded	10.00

*Performance calculation descriptions can be found in the FY 2017 RBWO PBP Measurements and Standards Guide.

Child Protective Services Investigations and Dispositions	
The following investigations data, which is not used for scoring but is considered significant to a provider's performance, is from Georgia SHINES and is not considered final or complete until the end of the fiscal year.	
Total Reports:	0
Number Screened In:	0
Number Screened Out:	0
Number Substantiated:	0
Number Unsubstantiated:	0
Number Active CPS Investigations:	0



Performance-Based Placement Measures RBWO Provider GA+SCORECARD - CCI

Report Quarter: Q2 FY2017

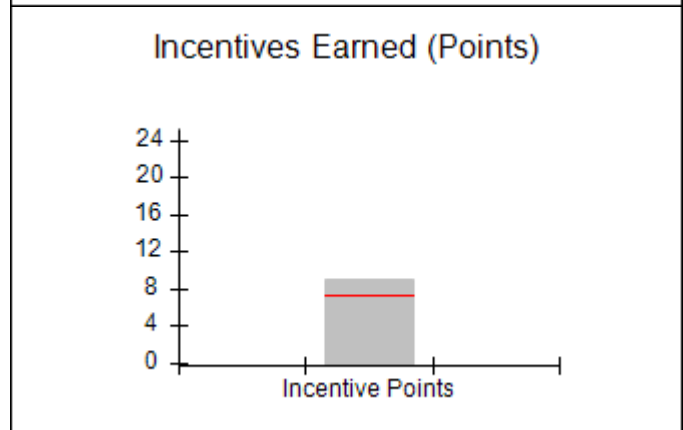
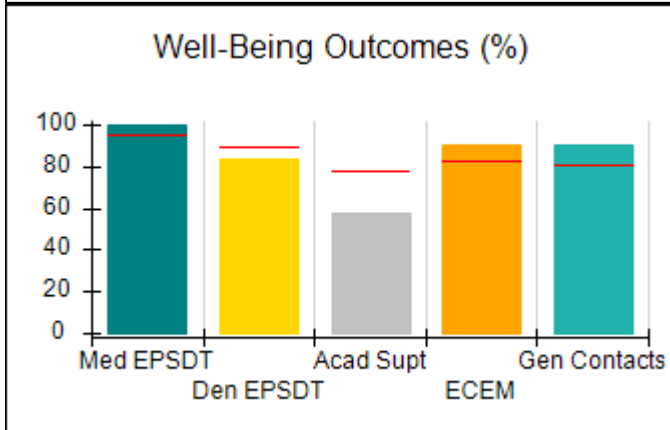
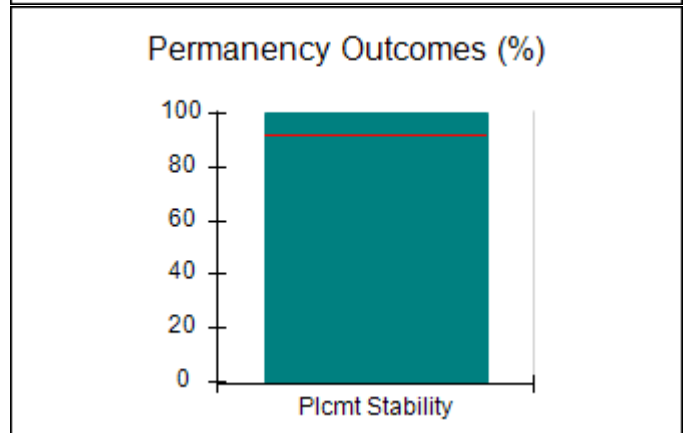
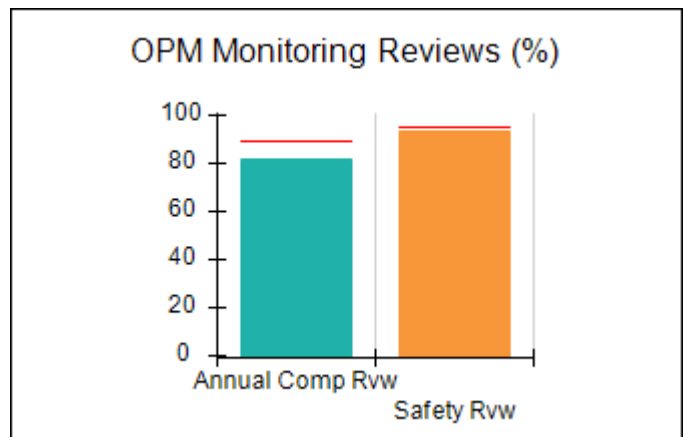
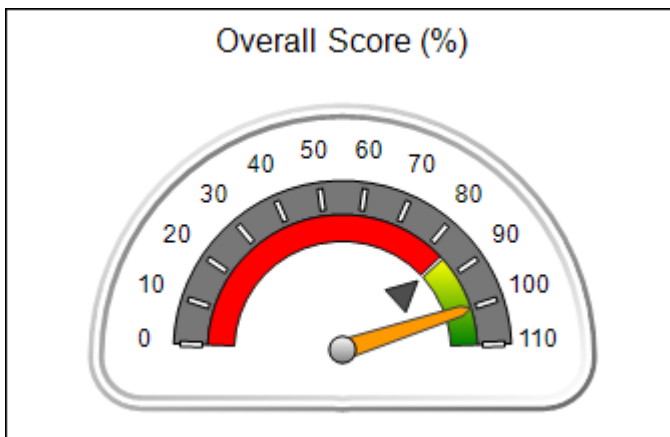
Provider/Program Name: Georgia Baptist Children's Home & Family Ministries - Palmetto Campus (864) - CCI

9250 Hutcheson Ferry Rd., Palmetto, GA 30268 Phone: 770-463-3344 Vendor ID# 35366	Quarterly Scores (Grades)		Current Quarter Score (Grade)
	Q1: 99.70 (A+)	Q2: 100.03 (A+)	100.03% (A+)
	Q3: N/A	Q4: N/A	

Program Census Information:	# Children in Care During Quarter: 42	# Placements During Quarter: 43	# Children in Care On Last Day: 27
-----------------------------	---------------------------------------	---------------------------------	------------------------------------

Quarterly Provider Comparisons to All CCIs

▼ — indicates average for all CCIs





DHS, DFCS, Office of Provider Management
Performance-Based Placement Measures
RBWO Provider GA+SCORECARD - CCI



Report Quarter: Q2 FY2017

Provider/Program Name: Georgia Baptist Children's Home & Family Ministries - Palmetto Campus (864) - CCI

9250 Hutcheson Ferry Rd., Palmetto, GA 30268 Phone: 770-463-3344 Vendor ID# 35366	Quarterly Scores (Grades)		Current Quarter Score (Grade)
	Q1: 99.70 (A+)	Q2: 100.03 (A+)	100.03%
	Q3: N/A	Q4: N/A	(A+)

Program Census Information:	# Children in Care During Quarter: 42	# Placements During Quarter: 43	# Children in Care On Last Day: 27
-----------------------------	---------------------------------------	---------------------------------	------------------------------------

	Avg Performance All CCIs (%)	Provider Performance (%)*	Possible Points (Weight)	Provider Points Earned
--	------------------------------	---------------------------	--------------------------	------------------------

OPM Monitoring Reviews

Annual Comprehensive Reviews	89%	82%	25	20.46
Safety Reviews	95%	93%	15	13.99
Monitoring Sub-Total			40	34.45

CCI Safety Outcomes

Incidence of Maltreatment	0.00%	No Substantiated Reports	10	10.00
Staff Training	75%	100%	10	10.00
Safety Sub-Total			20	20.00

CCI Permanency Outcomes

Placement Stability	92%	100%	15	15.00
Permanency Sub-Total			15	15.00

CCI Well-Being Outcomes

EPSDT Medical Visits	94%	100%	4	4.00
EPSDT Dental Visits	89%	83%	4	3.32
Academic Supports	77%	58%	3	1.74
Provider ECEM Visits	83%	90%	7	6.30
Provider General Contacts	80%	90%	7	6.30
Placements with Siblings	34%	86%	Not Scored	Not Scored
Placements within Legal County	16%	8%	Not Scored	Not Scored
Well-Being Sub-Total			25	21.66

*Performance calculation descriptions can be found in the FY 2017 RBWO PBP Measurements and Standards Guide.

Monitoring & Outcomes: Possible Points = 100		Points Earned = 91.11	
Score Before Incentives Credit			91.11%
Incentives Awarded			8.92 pts
PBP Verification			N/A pts
Total Score			100.03%



DHS, DFCS, Office of Provider Management
Performance-Based Placement Measures
RBWO Provider GA+SCORECARD - CCI



Report Quarter: Q2 FY2017

Provider/Program Name: Georgia Baptist Children's Home & Family Ministries - Palmetto Campus (864) - CCI

Program Census Information:		# Children in Care During Quarter: 42	# Placements During Quarter: 43	# Children in Care On Last Day: 27
CCI Incentive Credits	Avg Performance All CCIs (Points)	Provider Performance (%)*	Possible Points (Weight)	Provider Points Earned
Early EPSDT Medical Visits		100%	2	2.00
Early EPSDT Dental Visits		46%	2	0.92
Permanency Contacts		0%	5	0.00
Additional Academic Supports		0%	2	0.00
Active Agency Accreditation		50%	4	2.00
Staff Clinical Licensure		0%	5	0.00
Behavior Management (threshold = 0)		100%	4	4.00
Incentives Total	7.31		24	8.92
Maximum total combined incentive credit allowed is 10 points.			Incentives Awarded	8.92

*Performance calculation descriptions can be found in the FY 2017 RBWO PBP Measurements and Standards Guide.

Child Protective Services Investigations and Dispositions	
The following investigations data, which is not used for scoring but is considered significant to a provider's performance, is from Georgia SHINES and is not considered final or complete until the end of the fiscal year.	
Total Reports:	2
Number Screened In:	2
Number Screened Out:	0
Number Substantiated:	0
Number Unsubstantiated:	1
Number Active CPS Investigations:	1



Performance-Based Placement Measures RBWO Provider GA+SCORECARD - CCI

Report Quarter: Q2 FY2017

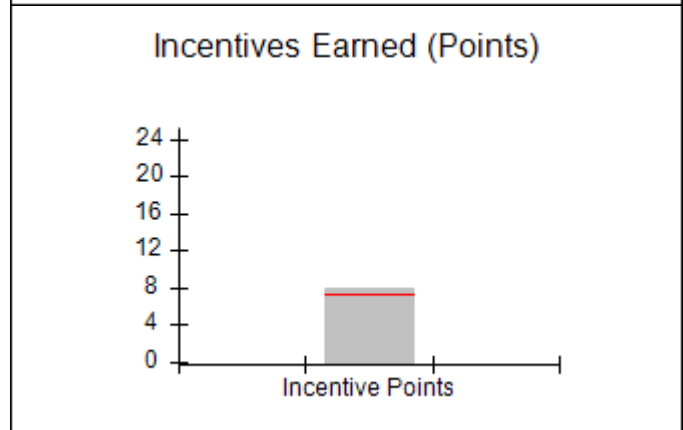
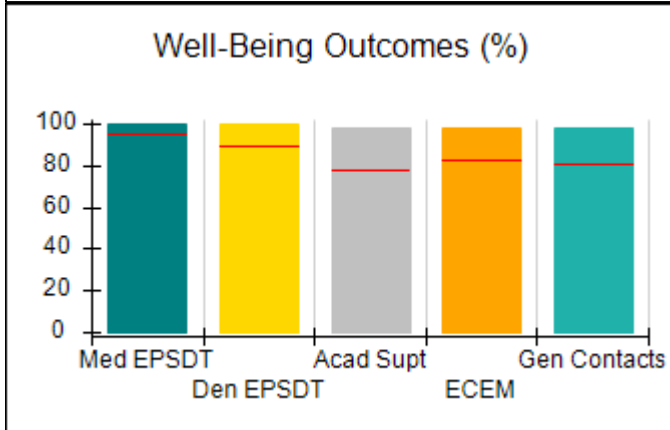
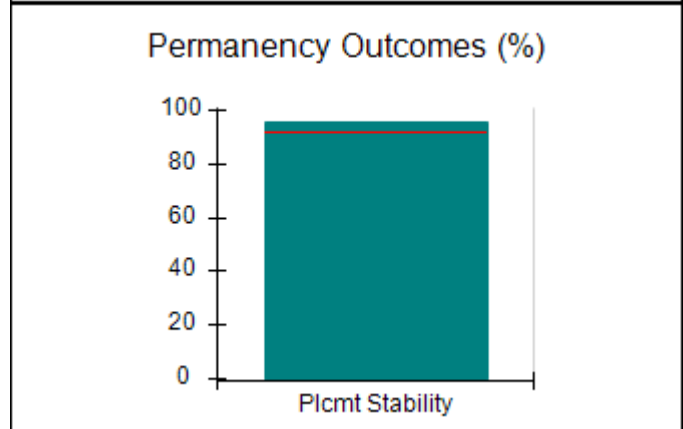
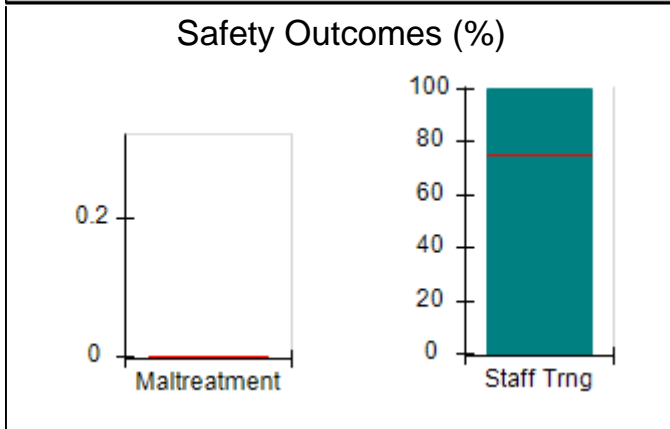
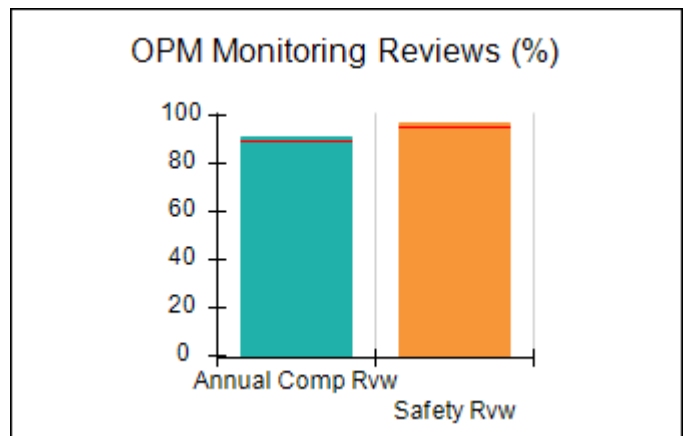
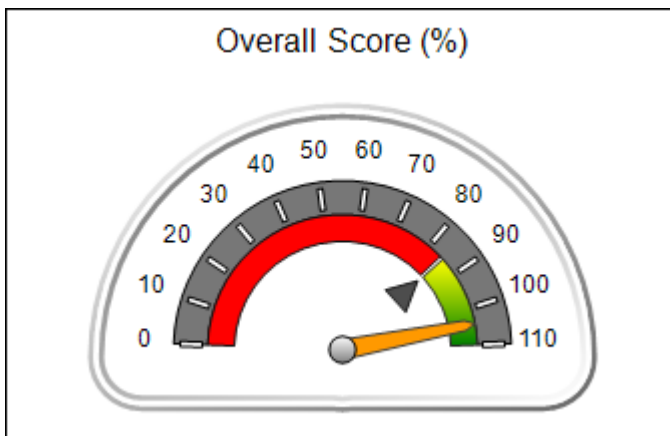
Provider/Program Name: Georgia Sheriff's Youth Home - dba Boys Ranch (676) - CCI

5671 Hwy 122 E., Hahira, GA 31632 Phone: 229-794-2606 Vendor ID# 35379	Quarterly Scores (Grades)		Current Quarter Score (Grade)
	Q1: 102.81 (A+)	Q2: 104.35 (A+)	104.35% (A+)
	Q3: N/A	Q4: N/A	

Program Census Information:	# Children in Care During Quarter: 24	# Placements During Quarter: 24	# Children in Care On Last Day: 15
-----------------------------	---------------------------------------	---------------------------------	------------------------------------

Quarterly Provider Comparisons to All CCIs

▼ — indicates average for all CCIs





DHS, DFCS, Office of Provider Management
Performance-Based Placement Measures
RBWO Provider GA+SCORECARD - CCI



Report Quarter: Q2 FY2017

Provider/Program Name: Georgia Sheriff's Youth Home - dba Boys Ranch (676) - CCI				
5671 Hwy 122 E., Hahira, GA 31632 Phone: 229-794-2606 Vendor ID# 35379		Quarterly Scores (Grades)		Current Quarter Score (Grade)
		Q1: 102.81 (A+)	Q2: 104.35 (A+)	104.35% (A+)
		Q3: N/A	Q4: N/A	
Program Census Information:		# Children in Care During Quarter: 24	# Placements During Quarter: 24	# Children in Care On Last Day: 15
	Avg Performance All CCIs (%)	Provider Performance (%)*	Possible Points (Weight)	Provider Points Earned
OPM Monitoring Reviews				
Annual Comprehensive Reviews	89%	91%	25	22.73
Safety Reviews	95%	97%	15	14.56
Monitoring Sub-Total			40	37.29
CCI Safety Outcomes				
Incidence of Maltreatment	0.00%	No Substantiated Reports	10	10.00
Staff Training	75%	100%	10	10.00
Safety Sub-Total			20	20.00
CCI Permanency Outcomes				
Placement Stability	92%	96%	15	14.40
Permanency Sub-Total			15	14.40
CCI Well-Being Outcomes				
EPSDT Medical Visits	94%	100%	4	4.00
EPSDT Dental Visits	89%	100%	4	4.00
Academic Supports	77%	98%	3	2.94
Provider ECEM Visits	83%	98%	7	6.86
Provider General Contacts	80%	98%	7	6.86
Placements with Siblings	34%	58%	Not Scored	Not Scored
Placements within Legal County	16%	0%	Not Scored	Not Scored
Well-Being Sub-Total			25	24.66
*Performance calculation descriptions can be found in the FY 2017 RBWO PBP Measurements and Standards Guide.				

Monitoring & Outcomes: Possible Points = 100	Points Earned = 96.35
Score Before Incentives Credit	96.35%
Incentives Awarded	8.00 pts
PBP Verification	N/A pts
Total Score	104.35%



DHS, DFCS, Office of Provider Management
Performance-Based Placement Measures
RBWO Provider GA+SCORECARD - CCI



Report Quarter: Q2 FY2017

Provider/Program Name: Georgia Sheriff's Youth Home - dba Boys Ranch (676) - CCI

Program Census Information:		# Children in Care During Quarter: 24	# Placements During Quarter: 24	# Children in Care On Last Day: 15
CCI Incentive Credits	Avg Performance All CCIs (Points)	Provider Performance (%)*	Possible Points (Weight)	Provider Points Earned
Early EPSDT Medical Visits		100%	2	2.00
Early EPSDT Dental Visits		100%	2	2.00
Permanency Contacts		None Planned	5	
Additional Academic Supports		0%	2	0.00
Active Agency Accreditation		0%	4	0.00
Staff Clinical Licensure		0%	5	0.00
Behavior Management (threshold = 0)		100%	4	4.00
Incentives Total	7.31		24	8.00
Maximum total combined incentive credit allowed is 10 points.			Incentives Awarded	8.00

*Performance calculation descriptions can be found in the FY 2017 RBWO PBP Measurements and Standards Guide.

Child Protective Services Investigations and Dispositions

The following investigations data, which is not used for scoring but is considered significant to a provider's performance, is from Georgia SHINES and is not considered final or complete until the end of the fiscal year.

Total Reports:	0	
Number Screened In:	0	
Number Screened Out:	0	
Number Substantiated:	0	
Number Unsubstantiated:	0	
Number Active CPS Investigations:	0	



DHS, DFCS, Office of Provider Management
Performance-Based Placement Measures
RBWO Provider GA+SCORECARD - CCI



Report Quarter: Q2 FY2017

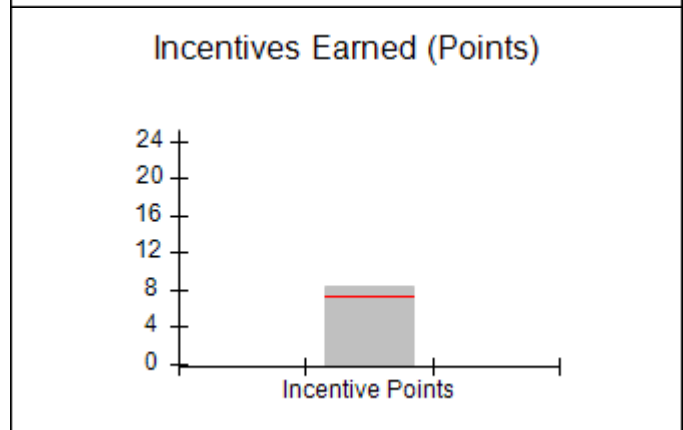
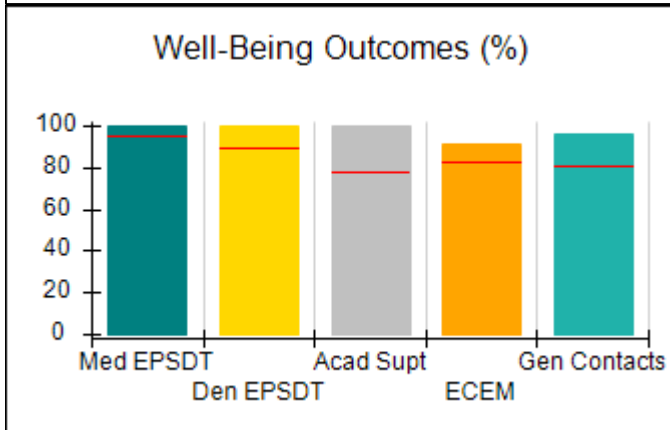
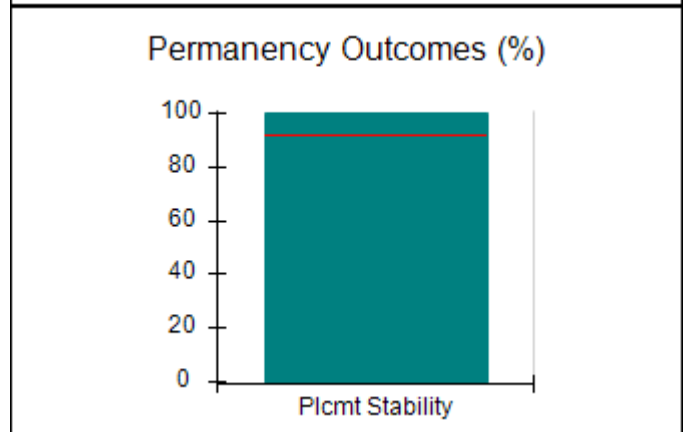
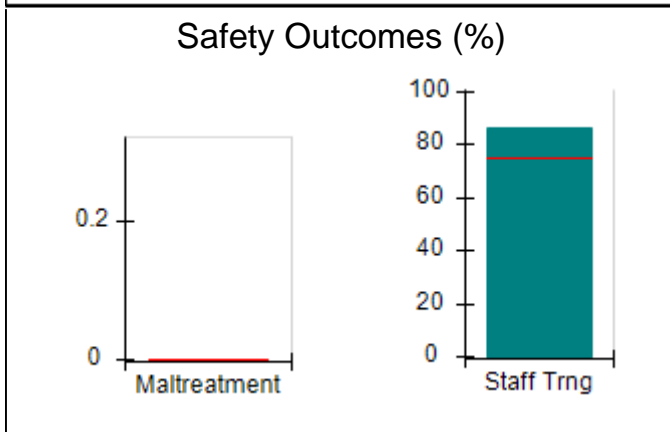
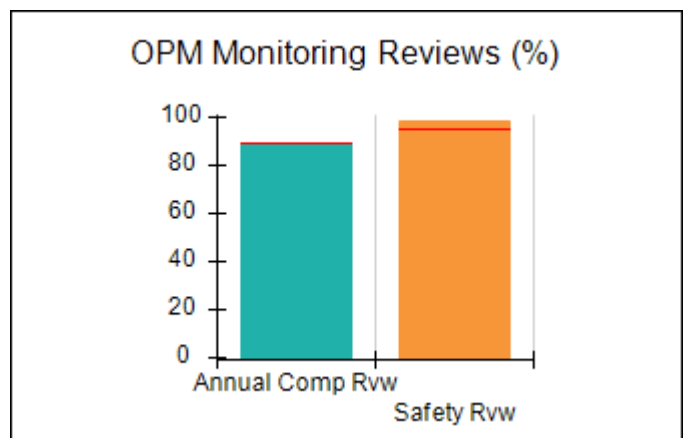
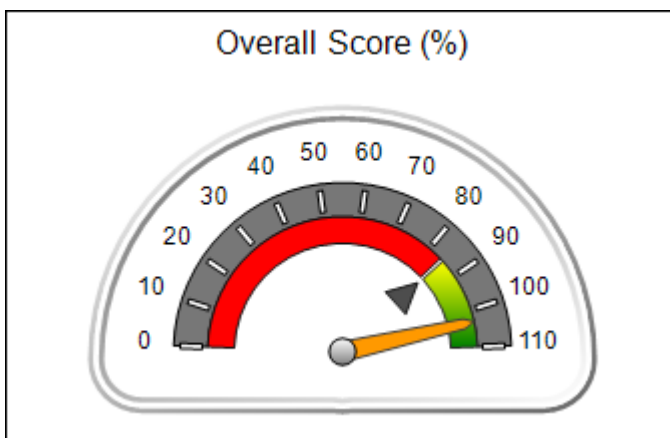
Provider/Program Name: Georgia Sheriff's Youth Home - dba Cherokee Estate (677) - CCI

850 Cherokee Estate Rd., Dalton, GA 30721 Phone: 706-259-8581 Vendor ID# 35382	Quarterly Scores (Grades)		Current Quarter Score (Grade)
	Q1: 104.35 (A+)	Q2: 103.24 (A+)	103.24% (A+)
	Q3: N/A	Q4: N/A	

Program Census Information:	# Children in Care During Quarter: 13	# Placements During Quarter: 13	# Children in Care On Last Day: 9
-----------------------------	---------------------------------------	---------------------------------	-----------------------------------

Quarterly Provider Comparisons to All CCIs

▼ — indicates average for all CCIs





DHS, DFCS, Office of Provider Management
Performance-Based Placement Measures
RBWO Provider GA+SCORECARD - CCI



Report Quarter: Q2 FY2017

Provider/Program Name: Georgia Sheriff's Youth Home - dba Cherokee Estate (677) - CCI				
850 Cherokee Estate Rd., Dalton, GA 30721 Phone: 706-259-8581 Vendor ID# 35382		Quarterly Scores (Grades)		Current Quarter Score (Grade)
		Q1: 104.35 (A+)	Q2: 103.24 (A+)	103.24% (A+)
		Q3: N/A	Q4: N/A	
Program Census Information:		# Children in Care During Quarter: 13	# Placements During Quarter: 13	# Children in Care On Last Day: 9
	Avg Performance All CCIs (%)	Provider Performance (%)*	Possible Points (Weight)	Provider Points Earned
OPM Monitoring Reviews				
Annual Comprehensive Reviews	89%	89%	25	22.37
Safety Reviews	95%	99%	15	14.78
Monitoring Sub-Total			40	37.15
CCI Safety Outcomes				
Incidence of Maltreatment	0.00%	No Substantiated Reports	10	10.00
Staff Training	75%	86%	10	8.60
Safety Sub-Total			20	18.60
CCI Permanency Outcomes				
Placement Stability	92%	100%	15	15.00
Permanency Sub-Total			15	15.00
CCI Well-Being Outcomes				
EPSDT Medical Visits	94%	100%	4	4.00
EPSDT Dental Visits	89%	100%	4	4.00
Academic Supports	77%	100%	3	3.00
Provider ECEM Visits	83%	91%	7	6.37
Provider General Contacts	80%	96%	7	6.72
Placements with Siblings	34%	67%	Not Scored	Not Scored
Placements within Legal County	16%	14%	Not Scored	Not Scored
Well-Being Sub-Total			25	24.09
*Performance calculation descriptions can be found in the FY 2017 RBWO PBP Measurements and Standards Guide.				

Monitoring & Outcomes: Possible Points = 100	Points Earned = 94.84
Score Before Incentives Credit	94.84%
Incentives Awarded	8.40 pts
PBP Verification	N/A pts
Total Score	103.24%



DHS, DFCS, Office of Provider Management
Performance-Based Placement Measures
RBWO Provider GA+SCORECARD - CCI



Report Quarter: Q2 FY2017

Provider/Program Name: Georgia Sheriff's Youth Home - dba Cherokee Estate (677) - CCI

Program Census Information:		# Children in Care During Quarter: 13	# Placements During Quarter: 13	# Children in Care On Last Day: 9
CCI Incentive Credits	Avg Performance All CCIs (Points)	Provider Performance (%)*	Possible Points (Weight)	Provider Points Earned
Early EPSDT Medical Visits		100%	2	2.00
Early EPSDT Dental Visits		100%	2	2.00
Permanency Contacts		None Planned	5	
Additional Academic Supports		20%	2	0.40
Active Agency Accreditation		0%	4	0.00
Staff Clinical Licensure		0%	5	0.00
Behavior Management (threshold = 0)		100%	4	4.00
Incentives Total	7.31		24	8.40
Maximum total combined incentive credit allowed is 10 points.			Incentives Awarded	8.40

*Performance calculation descriptions can be found in the FY 2017 RBWO PBP Measurements and Standards Guide.

Child Protective Services Investigations and Dispositions

The following investigations data, which is not used for scoring but is considered significant to a provider's performance, is from Georgia SHINES and is not considered final or complete until the end of the fiscal year.

Total Reports:	0	
Number Screened In:	0	
Number Screened Out:	0	
Number Substantiated:	0	
Number Unsubstantiated:	0	
Number Active CPS Investigations:	0	



Performance-Based Placement Measures RBWO Provider GA+SCORECARD - CCI

Report Quarter: Q2 FY2017

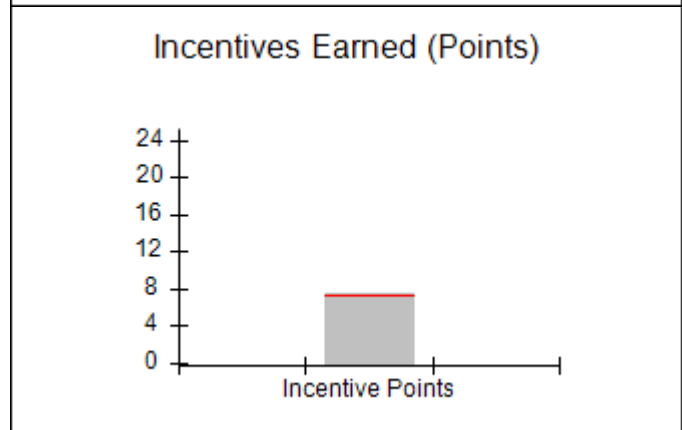
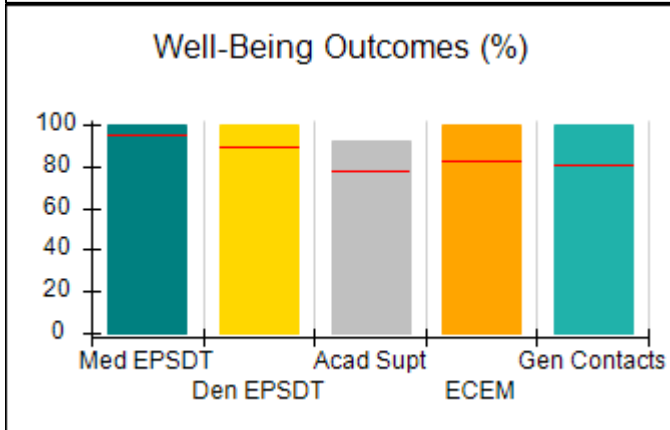
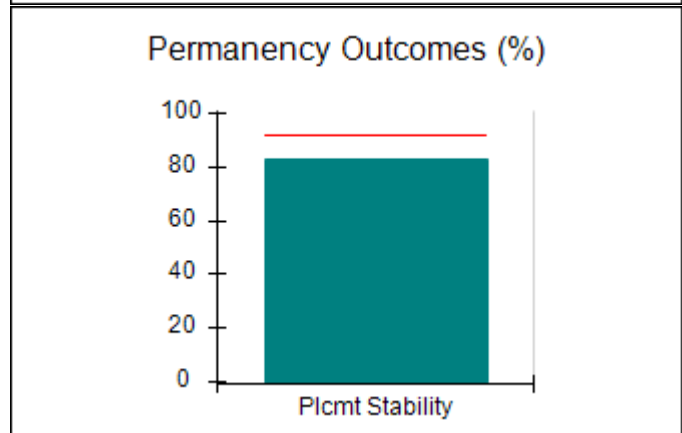
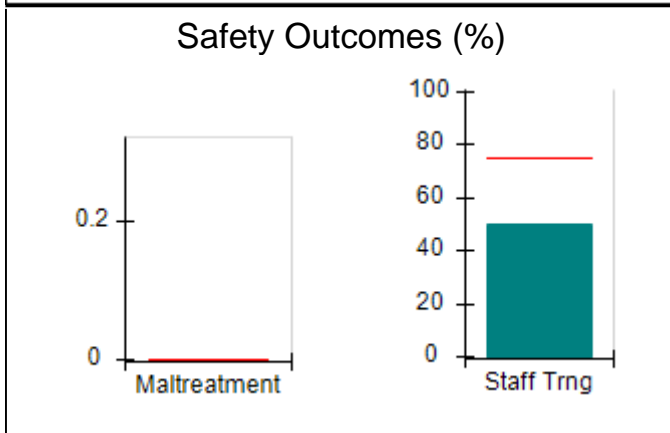
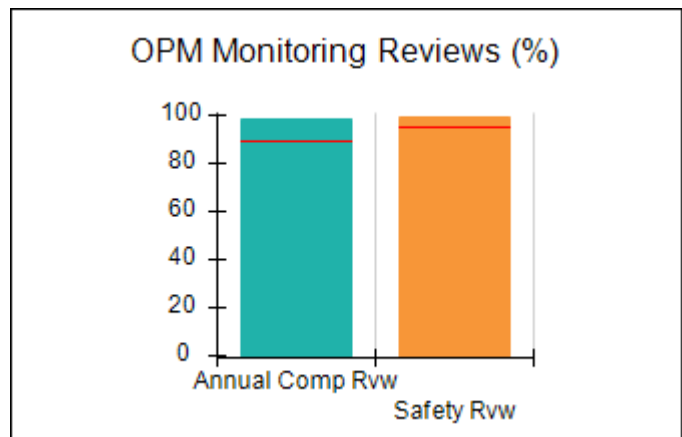
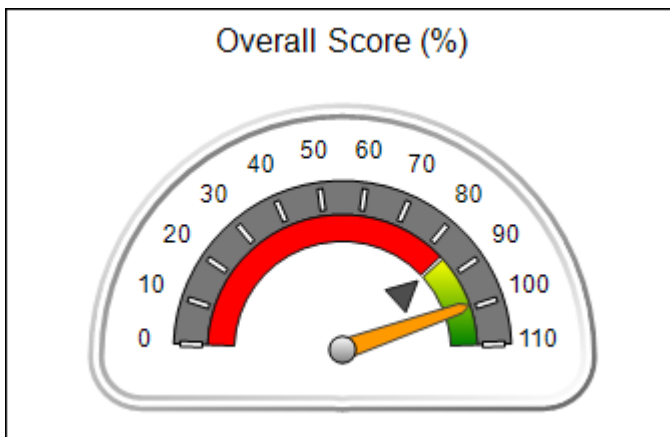
Provider/Program Name: Georgia Sheriff's Youth Home - dba Herrington Homes (678) - CCI

8109 Hwy. 297, Nunez, GA 30448 Phone: 912-562-3968 Vendor ID# 35380	Quarterly Scores (Grades)		Current Quarter Score (Grade)
	Q1: 99.20 (A+)	Q2: 99.25 (A+)	99.25% (A+)
	Q3: N/A	Q4: N/A	

Program Census Information:	# Children in Care During Quarter: 12	# Placements During Quarter: 12	# Children in Care On Last Day: 6
-----------------------------	---------------------------------------	---------------------------------	-----------------------------------

Quarterly Provider Comparisons to All CCIs

▼ — indicates average for all CCIs





DHS, DFCS, Office of Provider Management
Performance-Based Placement Measures
RBWO Provider GA+SCORECARD - CCI



Report Quarter: Q2 FY2017

Provider/Program Name: Georgia Sheriff's Youth Home - dba Herrington Homes (678) - CCI				
8109 Hwy. 297, Nunez, GA 30448 Phone: 912-562-3968 Vendor ID# 35380		Quarterly Scores (Grades)		Current Quarter Score (Grade)
		Q1: 99.20 (A+)	Q2: 99.25 (A+)	99.25% (A+)
		Q3: N/A	Q4: N/A	
Program Census Information:		# Children in Care During Quarter: 12	# Placements During Quarter: 12	# Children in Care On Last Day: 6
	Avg Performance All CCIs (%)	Provider Performance (%)*	Possible Points (Weight)	Provider Points Earned
OPM Monitoring Reviews				
Annual Comprehensive Reviews	89%	98%	25	24.58
Safety Reviews	95%	100%	15	14.96
Monitoring Sub-Total			40	39.54
CCI Safety Outcomes				
Incidence of Maltreatment	0.00%	No Substantiated Reports	10	10.00
Staff Training	75%	50%	10	5.00
Safety Sub-Total			20	15.00
CCI Permanency Outcomes				
Placement Stability	92%	83%	15	12.45
Permanency Sub-Total			15	12.45
CCI Well-Being Outcomes				
EPSDT Medical Visits	94%	100%	4	4.00
EPSDT Dental Visits	89%	100%	4	4.00
Academic Supports	77%	92%	3	2.76
Provider ECEM Visits	83%	100%	7	7.00
Provider General Contacts	80%	100%	7	7.00
Placements with Siblings	34%	0%	Not Scored	Not Scored
Placements within Legal County	16%	33%	Not Scored	Not Scored
Well-Being Sub-Total			25	24.76
*Performance calculation descriptions can be found in the FY 2017 RBWO PBP Measurements and Standards Guide.				

Monitoring & Outcomes: Possible Points = 100	Points Earned = 91.75
Score Before Incentives Credit	91.75%
Incentives Awarded	7.50 pts
PBP Verification	N/A pts
Total Score	99.25%



DHS, DFCS, Office of Provider Management
Performance-Based Placement Measures
RBWO Provider GA+SCORECARD - CCI



Report Quarter: Q2 FY2017

Provider/Program Name: Georgia Sheriff's Youth Home - dba Herrington Homes (678) - CCI

Program Census Information:		# Children in Care During Quarter: 12	# Placements During Quarter: 12	# Children in Care On Last Day: 6
CCI Incentive Credits	Avg Performance All CCIs (Points)	Provider Performance (%)*	Possible Points (Weight)	Provider Points Earned
Early EPSDT Medical Visits		100%	2	2.00
Early EPSDT Dental Visits		67%	2	1.34
Permanency Contacts		None Planned	5	
Additional Academic Supports		8%	2	0.16
Active Agency Accreditation		0%	4	0.00
Staff Clinical Licensure		0%	5	0.00
Behavior Management (threshold = 0)		100%	4	4.00
Incentives Total	7.31		24	7.50
Maximum total combined incentive credit allowed is 10 points.			Incentives Awarded	7.50

*Performance calculation descriptions can be found in the FY 2017 RBWO PBP Measurements and Standards Guide.

Child Protective Services Investigations and Dispositions	
The following investigations data, which is not used for scoring but is considered significant to a provider's performance, is from Georgia SHINES and is not considered final or complete until the end of the fiscal year.	
Total Reports:	1
Number Screened In:	0
Number Screened Out:	1
Number Substantiated:	0
Number Unsubstantiated:	0
Number Active CPS Investigations:	0



DHS, DFCS, Office of Provider Management
Performance-Based Placement Measures
RBWO Provider GA+SCORECARD - CCI



Report Quarter: Q2 FY2017

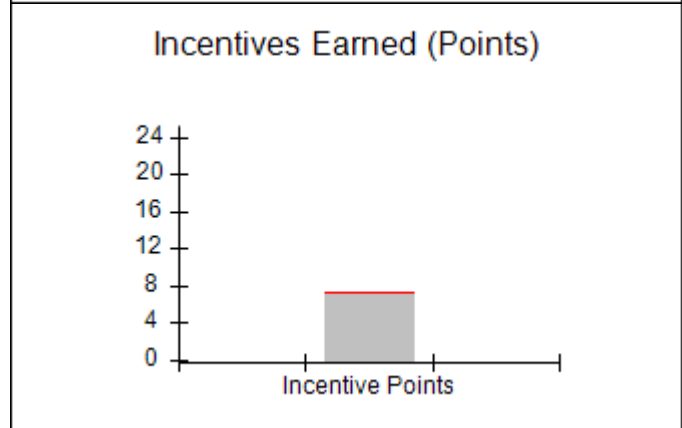
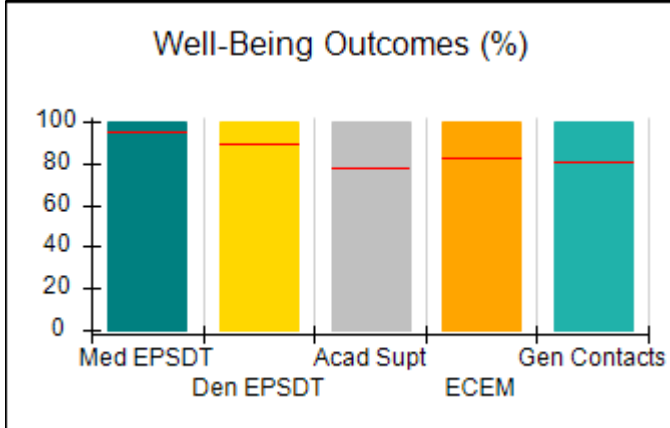
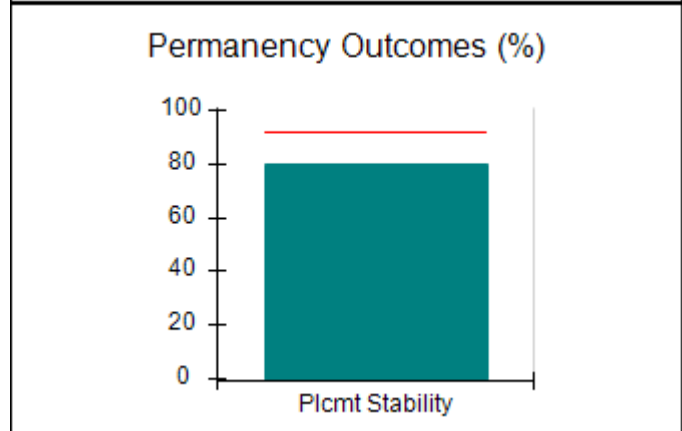
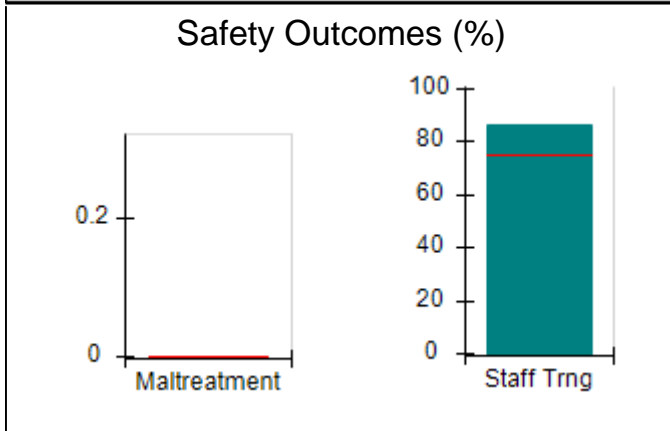
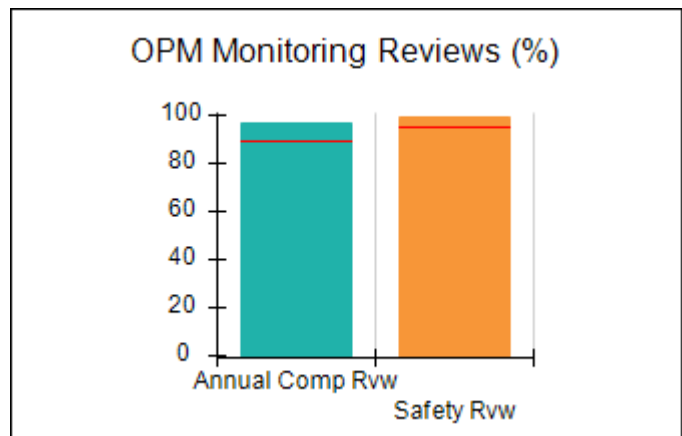
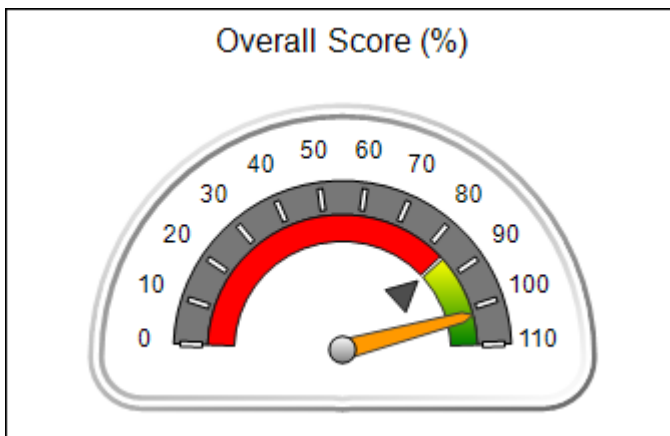
Provider/Program Name: Georgia Sheriff's Youth Home - dba Mountainview (963) - CCI

716 Jackson Lake Road, Chatsworth, GA 30705 Phone: 706 695-2100 Vendor ID# 35383	Quarterly Scores (Grades)		Current Quarter Score (Grade)
	Q1: 105.53 (A+)	Q2: 101.91 (A+)	101.91% (A+)
	Q3: N/A	Q4: N/A	

Program Census Information:	# Children in Care During Quarter: 5	# Placements During Quarter: 5	# Children in Care On Last Day: 4
-----------------------------	--------------------------------------	--------------------------------	-----------------------------------

Quarterly Provider Comparisons to All CCIs

▼ — indicates average for all CCIs





DHS, DFCS, Office of Provider Management
Performance-Based Placement Measures
RBWO Provider GA+SCORECARD - CCI



Report Quarter: Q2 FY2017

Provider/Program Name: Georgia Sheriff's Youth Home - dba Mountainview (963) - CCI				
716 Jackson Lake Road, Chatsworth, GA 30705 Phone: 706 695-2100 Vendor ID# 35383		Quarterly Scores (Grades)		Current Quarter Score (Grade)
		Q1: 105.53 (A+)	Q2: 101.91 (A+)	101.91% (A+)
		Q3: N/A	Q4: N/A	
Program Census Information:		# Children in Care During Quarter: 5	# Placements During Quarter: 5	# Children in Care On Last Day: 4
	Avg Performance All CCIs (%)	Provider Performance (%)*	Possible Points (Weight)	Provider Points Earned
OPM Monitoring Reviews				
Annual Comprehensive Reviews	89%	97%	25	24.23
Safety Reviews	95%	99%	15	14.88
Monitoring Sub-Total			40	39.11
CCI Safety Outcomes				
Incidence of Maltreatment	0.00%	No Substantiated Reports	10	10.00
Staff Training	75%	86%	10	8.60
Safety Sub-Total			20	18.60
CCI Permanency Outcomes				
Placement Stability	92%	80%	15	12.00
Permanency Sub-Total			15	12.00
CCI Well-Being Outcomes				
EPSDT Medical Visits	94%	100%	4	4.00
EPSDT Dental Visits	89%	100%	4	4.00
Academic Supports	77%	100%	3	3.00
Provider ECEM Visits	83%	100%	7	7.00
Provider General Contacts	80%	100%	7	7.00
Placements with Siblings	34%	100%	Not Scored	Not Scored
Placements within Legal County	16%	0%	Not Scored	Not Scored
Well-Being Sub-Total			25	25.00
*Performance calculation descriptions can be found in the FY 2017 RBWO PBP Measurements and Standards Guide.				

Monitoring & Outcomes: Possible Points = 100	Points Earned = 94.71
Score Before Incentives Credit	94.71%
Incentives Awarded	7.20 pts
PBP Verification	N/A pts
Total Score	101.91%



DHS, DFCS, Office of Provider Management
Performance-Based Placement Measures
RBWO Provider GA+SCORECARD - CCI



Report Quarter: Q2 FY2017

Provider/Program Name: Georgia Sheriff's Youth Home - dba Mountainview (963) - CCI

Program Census Information:		# Children in Care During Quarter: 5	# Placements During Quarter: 5	# Children in Care On Last Day: 4
CCI Incentive Credits	Avg Performance All CCIs (Points)	Provider Performance (%)*	Possible Points (Weight)	Provider Points Earned
Early EPSDT Medical Visits		100%	2	2.00
Early EPSDT Dental Visits		Not Eligible	2	
Permanency Contacts		None Planned	5	
Additional Academic Supports		60%	2	1.20
Active Agency Accreditation		0%	4	0.00
Staff Clinical Licensure		0%	5	0.00
Behavior Management (threshold = 0)		100%	4	4.00
Incentives Total	7.31		24	7.20
Maximum total combined incentive credit allowed is 10 points.			Incentives Awarded	7.20

*Performance calculation descriptions can be found in the FY 2017 RBWO PBP Measurements and Standards Guide.

Child Protective Services Investigations and Dispositions

The following investigations data, which is not used for scoring but is considered significant to a provider's performance, is from Georgia SHINES and is not considered final or complete until the end of the fiscal year.

Total Reports:	0	
Number Screened In:	0	
Number Screened Out:	0	
Number Substantiated:	0	
Number Unsubstantiated:	0	
Number Active CPS Investigations:	0	



Performance-Based Placement Measures RBWO Provider GA+SCORECARD - CCI

Report Quarter: Q2 FY2017

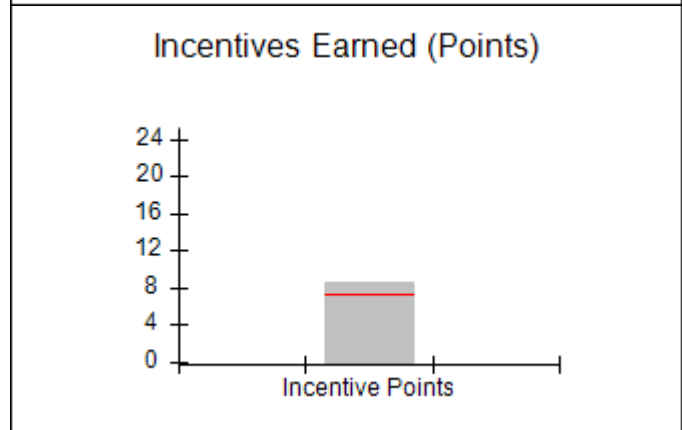
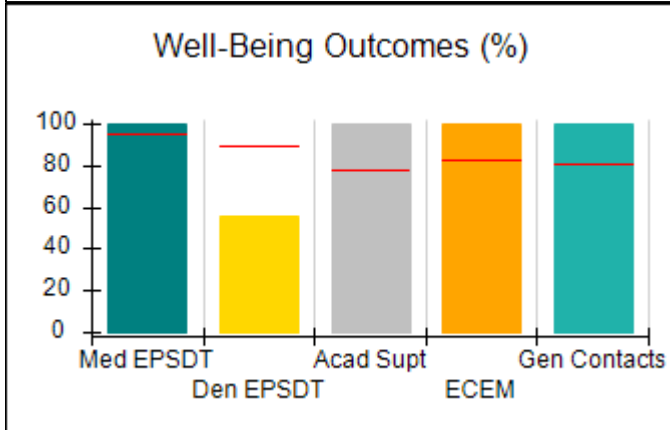
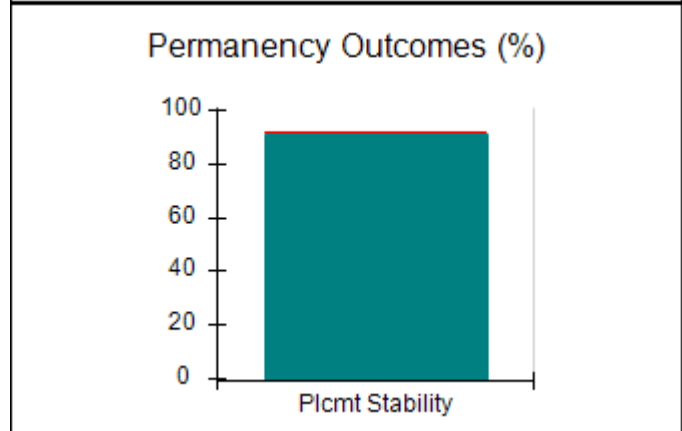
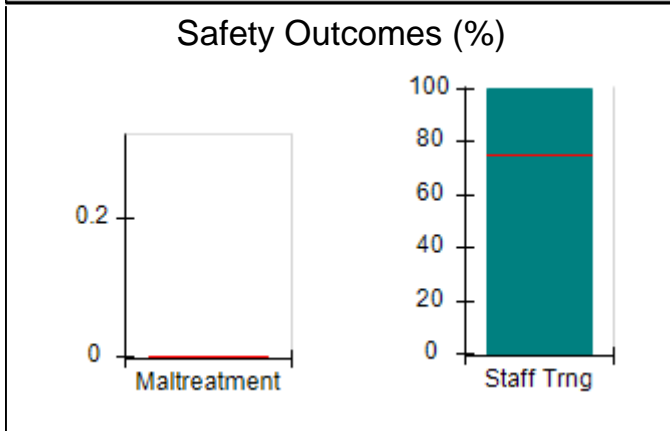
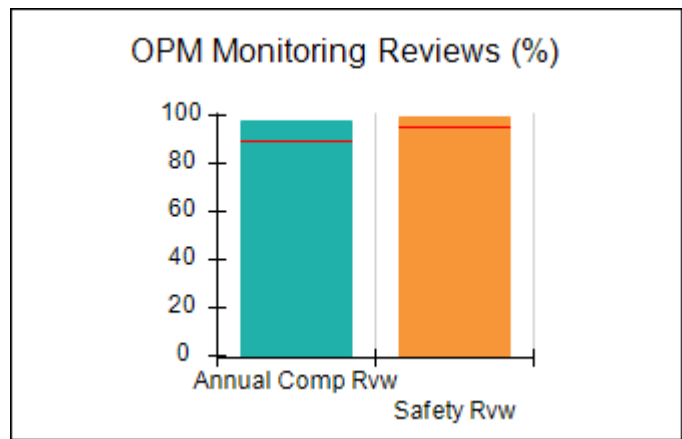
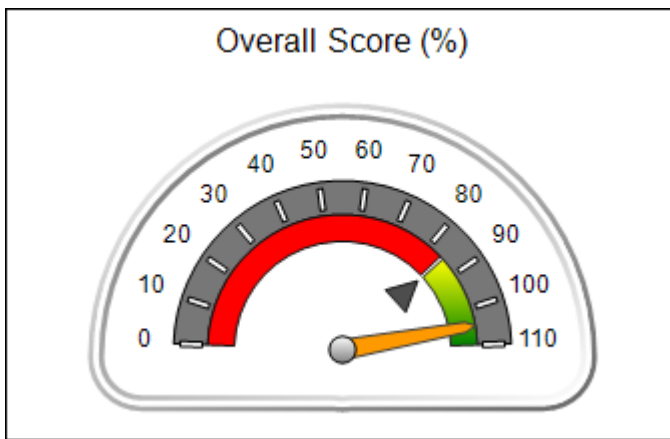
Provider/Program Name: Georgia Sheriff's Youth Home - dba Pineland (679) - CCI

2048 Young's Mill Rd., LaGrange, GA 30241 Phone: 706-845-9771 Vendor ID# 35381	Quarterly Scores (Grades)		Current Quarter Score (Grade)
	Q1: 102.39 (A+)	Q2: 104.81 (A+)	104.81% (A+)
	Q3: N/A	Q4: N/A	

Program Census Information:	# Children in Care During Quarter: 11	# Placements During Quarter: 11	# Children in Care On Last Day: 8
-----------------------------	---------------------------------------	---------------------------------	-----------------------------------

Quarterly Provider Comparisons to All CCIs

▼ — indicates average for all CCIs





DHS, DFCS, Office of Provider Management
Performance-Based Placement Measures
RBWO Provider GA+SCORECARD - CCI



Report Quarter: Q2 FY2017

Provider/Program Name: Georgia Sheriff's Youth Home - dba Pineland (679) - CCI				
2048 Young's Mill Rd., LaGrange, GA 30241 Phone: 706-845-9771 Vendor ID# 35381		Quarterly Scores (Grades)		Current Quarter Score (Grade)
		Q1: 102.39 (A+)	Q2: 104.81 (A+)	104.81% (A+)
		Q3: N/A	Q4: N/A	
Program Census Information:		# Children in Care During Quarter: 11	# Placements During Quarter: 11	# Children in Care On Last Day: 8
	Avg Performance All CCIs (%)	Provider Performance (%)*	Possible Points (Weight)	Provider Points Earned
OPM Monitoring Reviews				
Annual Comprehensive Reviews	89%	98%	25	24.50
Safety Reviews	95%	99%	15	14.86
Monitoring Sub-Total			40	39.36
CCI Safety Outcomes				
Incidence of Maltreatment	0.00%	No Substantiated Reports	10	10.00
Staff Training	75%	100%	10	10.00
Safety Sub-Total			20	20.00
CCI Permanency Outcomes				
Placement Stability	92%	91%	15	13.65
Permanency Sub-Total			15	13.65
CCI Well-Being Outcomes				
EPSDT Medical Visits	94%	100%	4	4.00
EPSDT Dental Visits	89%	56%	4	2.24
Academic Supports	77%	100%	3	3.00
Provider ECEM Visits	83%	100%	7	7.00
Provider General Contacts	80%	100%	7	7.00
Placements with Siblings	34%	0%	Not Scored	Not Scored
Placements within Legal County	16%	17%	Not Scored	Not Scored
Well-Being Sub-Total			25	23.24
*Performance calculation descriptions can be found in the FY 2017 RBWO PBP Measurements and Standards Guide.				

Monitoring & Outcomes: Possible Points = 100	Points Earned = 96.25
Score Before Incentives Credit	96.25%
Incentives Awarded	8.56 pts
PBP Verification	N/A pts
Total Score	104.81%



DHS, DFCS, Office of Provider Management
Performance-Based Placement Measures
RBWO Provider GA+SCORECARD - CCI



Report Quarter: Q2 FY2017

Provider/Program Name: Georgia Sheriff's Youth Home - dba Pineland (679) - CCI

Program Census Information:		# Children in Care During Quarter: 11	# Placements During Quarter: 11	# Children in Care On Last Day: 8
CCI Incentive Credits	Avg Performance All CCIs (Points)	Provider Performance (%)*	Possible Points (Weight)	Provider Points Earned
Early EPSDT Medical Visits		100%	2	2.00
Early EPSDT Dental Visits		60%	2	1.20
Permanency Contacts		0%	5	0.00
Additional Academic Supports		68%	2	1.36
Active Agency Accreditation		0%	4	0.00
Staff Clinical Licensure		0%	5	0.00
Behavior Management (threshold = 0)		100%	4	4.00
Incentives Total	7.31		24	8.56
Maximum total combined incentive credit allowed is 10 points.			Incentives Awarded	8.56

*Performance calculation descriptions can be found in the FY 2017 RBWO PBP Measurements and Standards Guide.

Child Protective Services Investigations and Dispositions

The following investigations data, which is not used for scoring but is considered significant to a provider's performance, is from Georgia SHINES and is not considered final or complete until the end of the fiscal year.

Total Reports:	0	
Number Screened In:	0	
Number Screened Out:	0	
Number Substantiated:	0	
Number Unsubstantiated:	0	
Number Active CPS Investigations:	0	



DHS, DFCS, Office of Provider Management
Performance-Based Placement Measures
RBWO Provider GA+SCORECARD - CCI



Report Quarter: Q2 FY2017

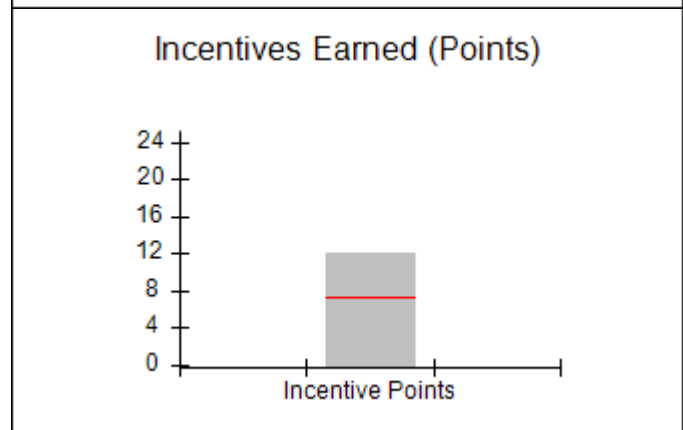
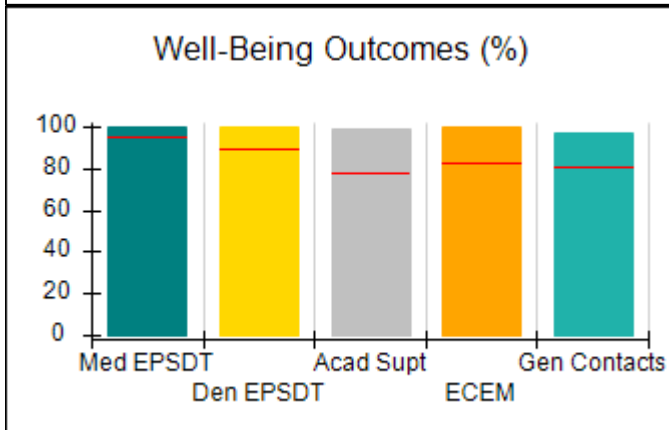
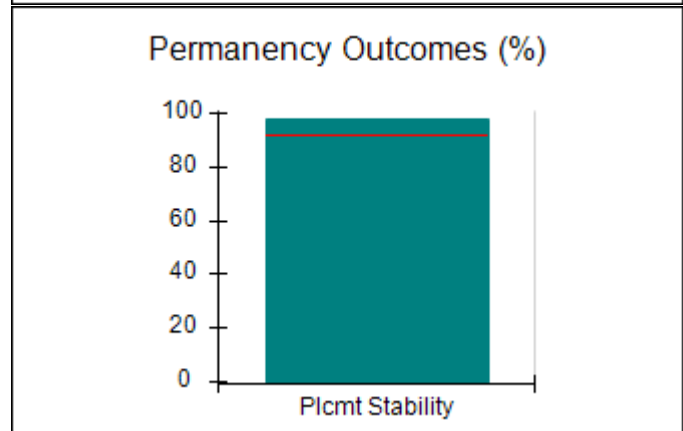
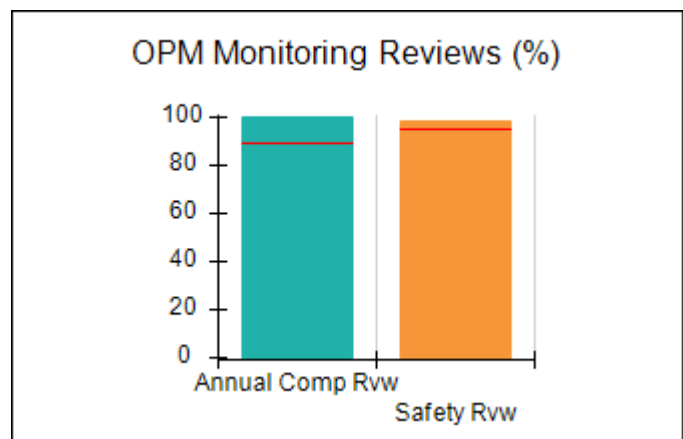
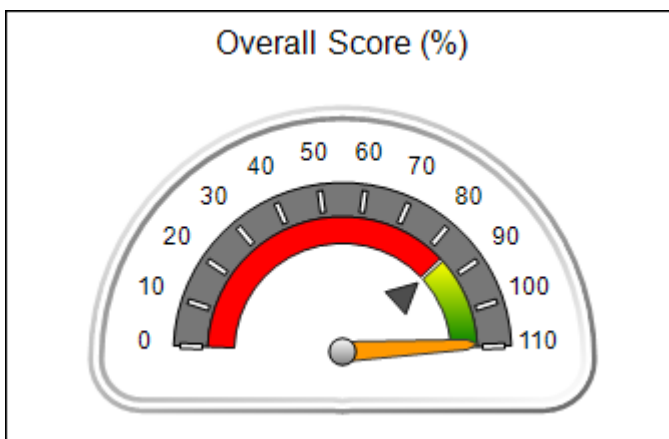
Provider/Program Name: Goshen Valley Foundation - dba Goshen Valley Boy's Ranch (687) - CCI

387 Goshen Church Way, Waleska, GA 30183 Phone: 7707964618 Vendor ID# 35392	Quarterly Scores (Grades)		Current Quarter Score (Grade)
	Q1: 107.80 (A+)	Q2: 109.25 (A+)	109.25% (A+)
	Q3: N/A	Q4: N/A	

Program Census Information:	# Children in Care During Quarter: 56	# Placements During Quarter: 56	# Children in Care On Last Day: 38
-----------------------------	---------------------------------------	---------------------------------	------------------------------------

Quarterly Provider Comparisons to All CCIs

▼ — indicates average for all CCIs





DHS, DFCS, Office of Provider Management
Performance-Based Placement Measures
RBWO Provider GA+SCORECARD - CCI



Report Quarter: Q2 FY2017

Provider/Program Name: Goshen Valley Foundation - dba Goshen Valley Boy's Ranch (687) - CCI

387 Goshen Church Way, Waleska, GA 30183 Phone: 7707964618 Vendor ID# 35392	Quarterly Scores (Grades)		Current Quarter Score (Grade)
	Q1: 107.80 (A+)	Q2: 109.25 (A+)	109.25%
	Q3: N/A	Q4: N/A	(A+)

Program Census Information:	# Children in Care During Quarter: 56	# Placements During Quarter: 56	# Children in Care On Last Day: 38
-----------------------------	---------------------------------------	---------------------------------	------------------------------------

	Avg Performance All CCIs (%)	Provider Performance (%)*	Possible Points (Weight)	Provider Points Earned
--	------------------------------	---------------------------	--------------------------	------------------------

OPM Monitoring Reviews

Annual Comprehensive Reviews	89%	100%	25	25.00
Safety Reviews	95%	99%	15	14.79
Monitoring Sub-Total			40	39.79

CCI Safety Outcomes

Incidence of Maltreatment	0.00%	No Substantiated Reports	10	10.00
Staff Training	75%	100%	10	10.00
Safety Sub-Total			20	20.00

CCI Permanency Outcomes

Placement Stability	92%	98%	15	14.70
Permanency Sub-Total			15	14.70

CCI Well-Being Outcomes

EPSDT Medical Visits	94%	100%	4	4.00
EPSDT Dental Visits	89%	100%	4	4.00
Academic Supports	77%	99%	3	2.97
Provider ECEM Visits	83%	100%	7	7.00
Provider General Contacts	80%	97%	7	6.79
Placements with Siblings	34%	21%	Not Scored	Not Scored
Placements within Legal County	16%	10%	Not Scored	Not Scored
Well-Being Sub-Total			25	24.76

*Performance calculation descriptions can be found in the FY 2017 RBWO PBP Measurements and Standards Guide.

Monitoring & Outcomes: Possible Points = 100		Points Earned = 99.25	
Score Before Incentives Credit			99.25%
Incentives Awarded			10.00 pts
PBP Verification			N/A pts
Total Score			109.25%



DHS, DFCS, Office of Provider Management
Performance-Based Placement Measures
RBWO Provider GA+SCORECARD - CCI



Report Quarter: Q2 FY2017

Provider/Program Name: Goshen Valley Foundation - dba Goshen Valley Boy's Ranch (687) - CCI

Program Census Information:		# Children in Care During Quarter: 56	# Placements During Quarter: 56	# Children in Care On Last Day: 38
CCI Incentive Credits	Avg Performance All CCIs (Points)	Provider Performance (%)*	Possible Points (Weight)	Provider Points Earned
Early EPSDT Medical Visits		100%	2	2.00
Early EPSDT Dental Visits		100%	2	2.00
Permanency Contacts		63%	5	3.15
Additional Academic Supports		45%	2	0.90
Active Agency Accreditation		0%	4	0.00
Staff Clinical Licensure		0%	5	0.00
Behavior Management (threshold = 0)		100%	4	4.00
Incentives Total	7.31		24	12.05
Maximum total combined incentive credit allowed is 10 points.			Incentives Awarded	10.00

*Performance calculation descriptions can be found in the FY 2017 RBWO PBP Measurements and Standards Guide.

Child Protective Services Investigations and Dispositions	
The following investigations data, which is not used for scoring but is considered significant to a provider's performance, is from Georgia SHINES and is not considered final or complete until the end of the fiscal year.	
Total Reports:	0
Number Screened In:	0
Number Screened Out:	0
Number Substantiated:	0
Number Unsubstantiated:	0
Number Active CPS Investigations:	0



DHS, DFCS, Office of Provider Management
Performance-Based Placement Measures
RBWO Provider GA+SCORECARD - CCI



Report Quarter: Q2 FY2017

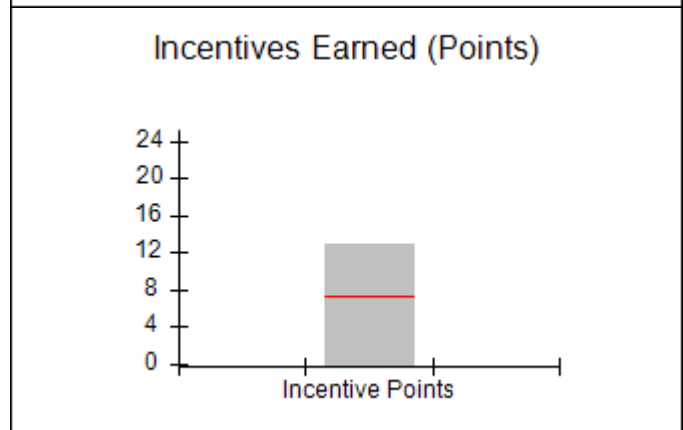
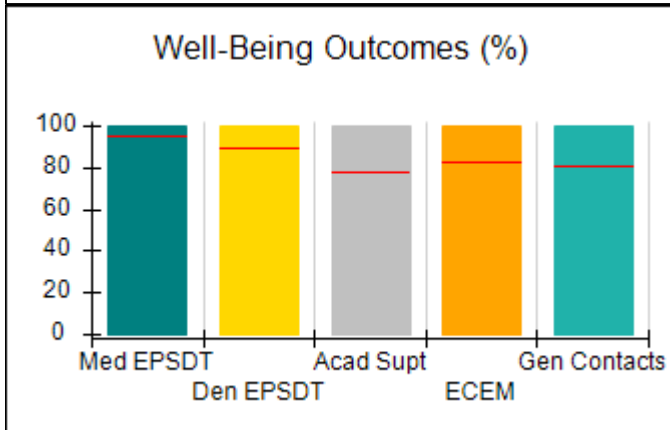
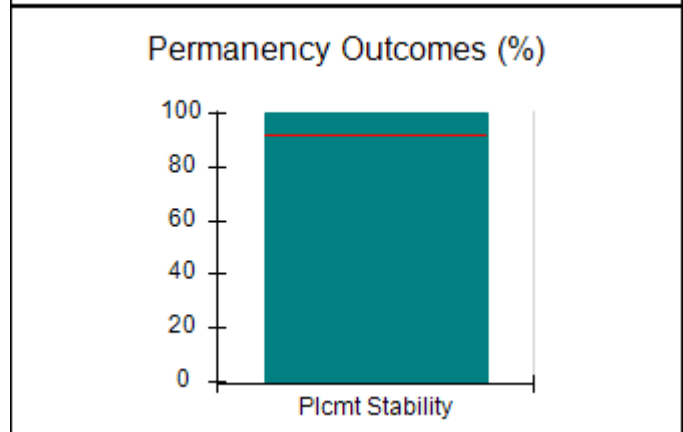
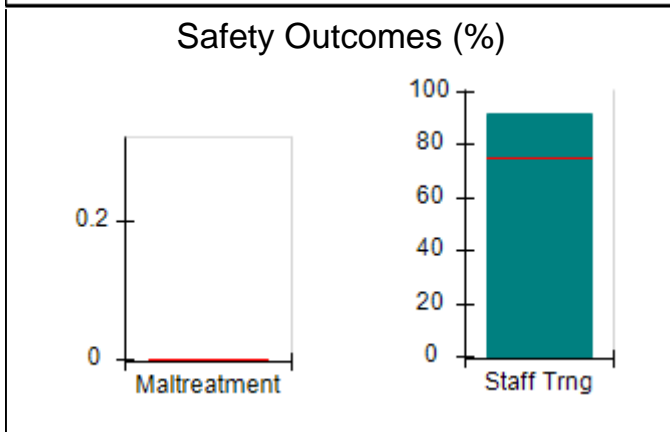
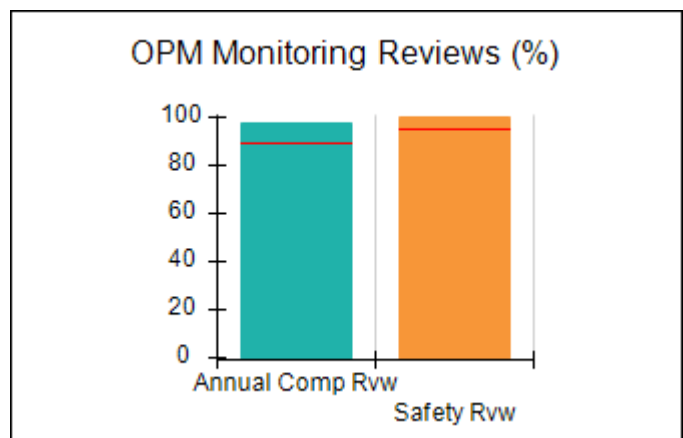
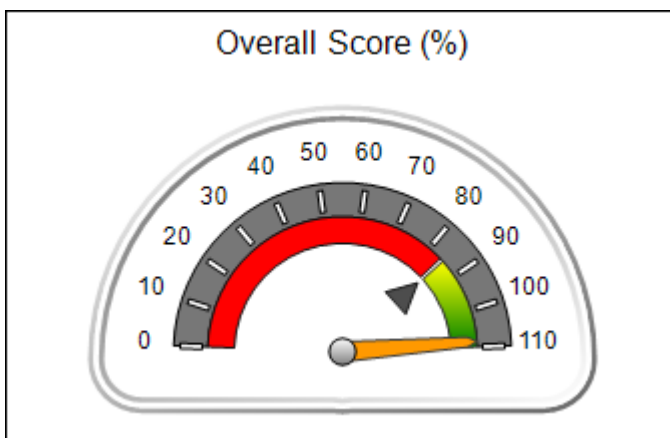
Provider/Program Name: Goshen Valley Foundation - dba Hope House (5196) - CCI

187 Goshen Church Way, Waleska, GA 30183 Phone: 770-796-4618 Vendor ID# 106196	Quarterly Scores (Grades)		Current Quarter Score (Grade)
	Q1: 107.33 (A+)	Q2: 108.53 (A+)	108.53% (A+)
	Q3: N/A	Q4: N/A	

Program Census Information:	# Children in Care During Quarter: 9	# Placements During Quarter: 9	# Children in Care On Last Day: 7
-----------------------------	--------------------------------------	--------------------------------	-----------------------------------

Quarterly Provider Comparisons to All CCIs

▼ — indicates average for all CCIs





DHS, DFCS, Office of Provider Management
Performance-Based Placement Measures
RBWO Provider GA+SCORECARD - CCI



Report Quarter: Q2 FY2017

Provider/Program Name: Goshen Valley Foundation - dba Hope House (5196) - CCI				
187 Goshen Church Way, Waleska, GA 30183 Phone: 770-796-4618 Vendor ID# 106196		Quarterly Scores (Grades)		Current Quarter Score (Grade)
		Q1: 107.33 (A+)	Q2: 108.53 (A+)	108.53% (A+)
		Q3: N/A	Q4: N/A	
Program Census Information:		# Children in Care During Quarter: 9	# Placements During Quarter: 9	# Children in Care On Last Day: 7
	Avg Performance All CCIs (%)	Provider Performance (%)*	Possible Points (Weight)	Provider Points Earned
OPM Monitoring Reviews				
Annual Comprehensive Reviews	89%	97%	25	24.33
Safety Reviews	95%	100%	15	15.00
Monitoring Sub-Total			40	39.33
CCI Safety Outcomes				
Incidence of Maltreatment	0.00%	No Substantiated Reports	10	10.00
Staff Training	75%	92%	10	9.20
Safety Sub-Total			20	19.20
CCI Permanency Outcomes				
Placement Stability	92%	100%	15	15.00
Permanency Sub-Total			15	15.00
CCI Well-Being Outcomes				
EPSDT Medical Visits	94%	100%	4	4.00
EPSDT Dental Visits	89%	100%	4	4.00
Academic Supports	77%	100%	3	3.00
Provider ECEM Visits	83%	100%	7	7.00
Provider General Contacts	80%	100%	7	7.00
Placements with Siblings	34%	0%	Not Scored	Not Scored
Placements within Legal County	16%	20%	Not Scored	Not Scored
Well-Being Sub-Total			25	25.00
*Performance calculation descriptions can be found in the FY 2017 RBWO PBP Measurements and Standards Guide.				

Monitoring & Outcomes: Possible Points = 100	Points Earned = 98.53
Score Before Incentives Credit	98.53%
Incentives Awarded	10.00 pts
PBP Verification	N/A pts
Total Score	108.53%



DHS, DFCS, Office of Provider Management
Performance-Based Placement Measures
RBWO Provider GA+SCORECARD - CCI



Report Quarter: Q2 FY2017

Provider/Program Name: Goshen Valley Foundation - dba Hope House (5196) - CCI

Program Census Information:		# Children in Care During Quarter: 9	# Placements During Quarter: 9	# Children in Care On Last Day: 7
CCI Incentive Credits	Avg Performance All CCIs (Points)	Provider Performance (%)*	Possible Points (Weight)	Provider Points Earned
Early EPSDT Medical Visits		100%	2	2.00
Early EPSDT Dental Visits		100%	2	2.00
Permanency Contacts		100%	5	5.00
Additional Academic Supports		0%	2	0.00
Active Agency Accreditation		0%	4	0.00
Staff Clinical Licensure		0%	5	0.00
Behavior Management (threshold = 0)		100%	4	4.00
Incentives Total	7.31		24	13.00
Maximum total combined incentive credit allowed is 10 points.			Incentives Awarded	10.00

*Performance calculation descriptions can be found in the FY 2017 RBWO PBP Measurements and Standards Guide.

Child Protective Services Investigations and Dispositions

The following investigations data, which is not used for scoring but is considered significant to a provider's performance, is from Georgia SHINES and is not considered final or complete until the end of the fiscal year.

Total Reports:	0	
Number Screened In:	0	
Number Screened Out:	0	
Number Substantiated:	0	
Number Unsubstantiated:	0	
Number Active CPS Investigations:	0	



DHS, DFCS, Office of Provider Management
Performance-Based Placement Measures
RBWO Provider GA+SCORECARD - CCI



Report Quarter: Q2 FY2017

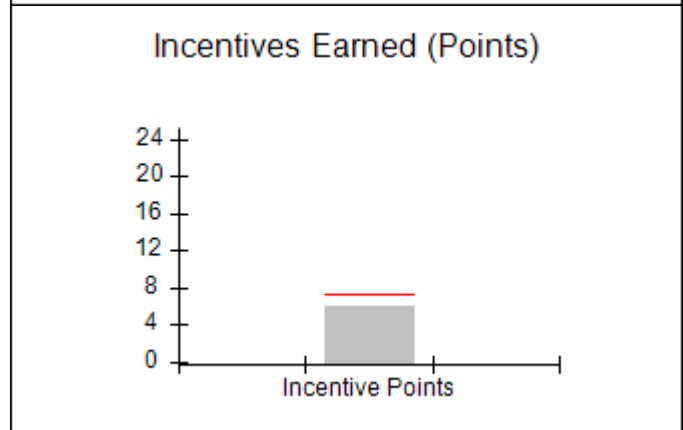
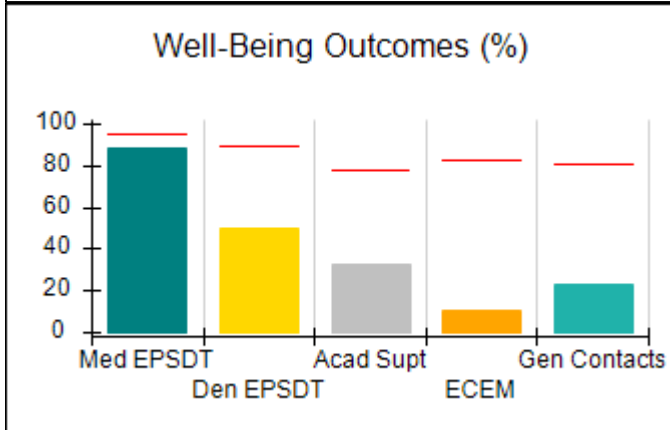
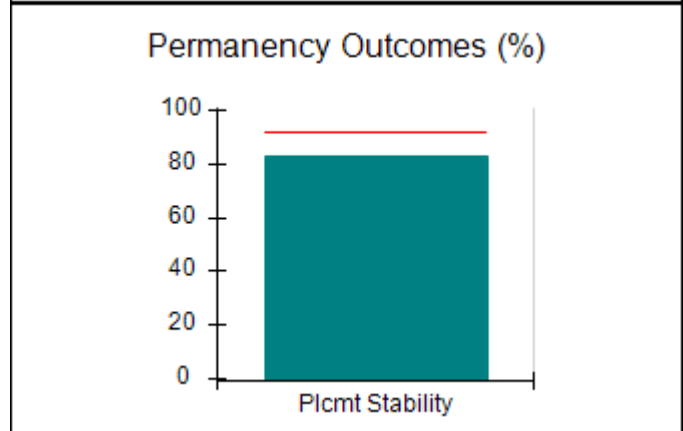
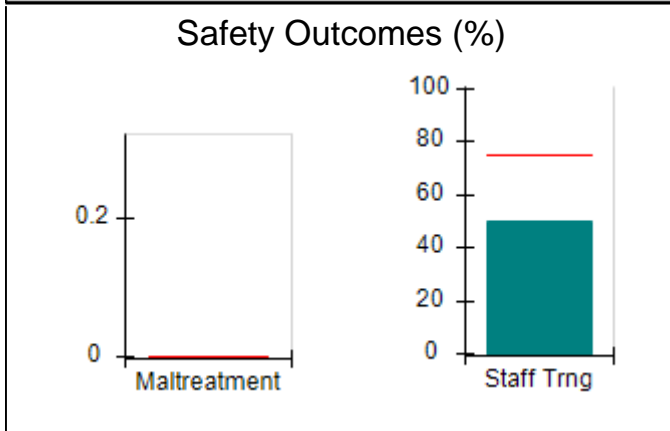
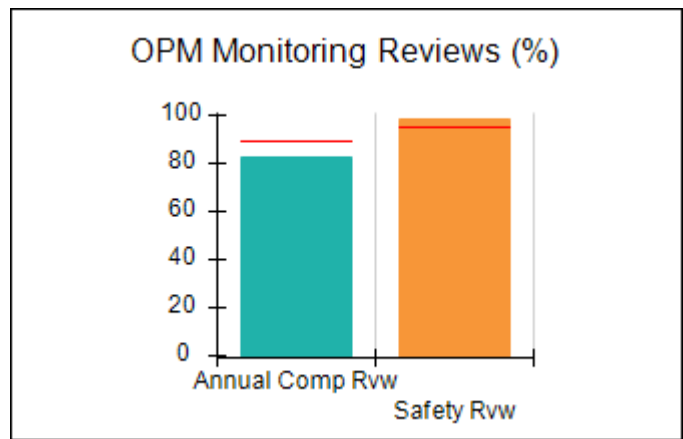
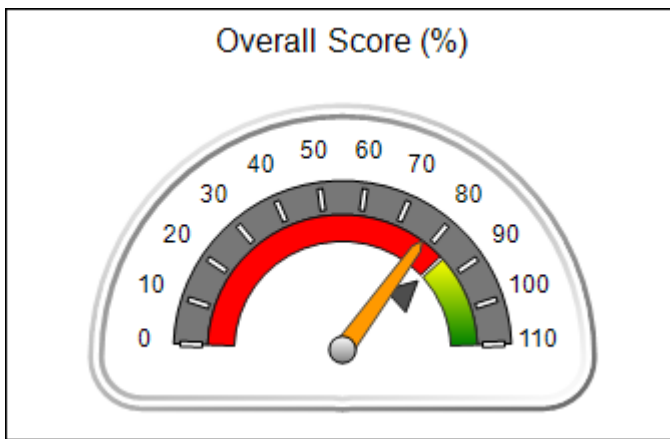
Provider/Program Name: Greenbriar Children's Center - (688) - CCI

3709 Hopkins St., Savannah, GA 31405 Phone: 912-234-3431 Vendor ID# 35393	Quarterly Scores (Grades)		Current Quarter Score (Grade)
	Q1: 82.74 (B-)	Q2: 77.65 (C+)	77.65% (C+)
	Q3: N/A	Q4: N/A	

Program Census Information:	# Children in Care During Quarter: 12	# Placements During Quarter: 12	# Children in Care On Last Day: 7
------------------------------------	--	--	--

Quarterly Provider Comparisons to All CCIs

▼ — indicates average for all CCIs





DHS, DFCS, Office of Provider Management
Performance-Based Placement Measures
RBWO Provider GA+SCORECARD - CCI



Report Quarter: Q2 FY2017

Provider/Program Name: Greenbriar Children's Center - (688) - CCI				
3709 Hopkins St., Savannah, GA 31405 Phone: 912-234-3431 Vendor ID# 35393		Quarterly Scores (Grades)		Current Quarter Score (Grade)
		Q1: 82.74 (B-)	Q2: 77.65 (C+)	77.65% (C+)
		Q3: N/A	Q4: N/A	
Program Census Information:		# Children in Care During Quarter: 12	# Placements During Quarter: 12	# Children in Care On Last Day: 7
	Avg Performance All CCIs (%)	Provider Performance (%)*	Possible Points (Weight)	Provider Points Earned
OPM Monitoring Reviews				
Annual Comprehensive Reviews	89%	83%	25	20.66
Safety Reviews	95%	98%	15	14.75
Monitoring Sub-Total			40	35.41
CCI Safety Outcomes				
Incidence of Maltreatment	0.00%	No Substantiated Reports	10	10.00
Staff Training	75%	50%	10	5.00
Safety Sub-Total			20	15.00
CCI Permanency Outcomes				
Placement Stability	92%	83%	15	12.45
Permanency Sub-Total			15	12.45
CCI Well-Being Outcomes				
EPSDT Medical Visits	94%	88%	4	3.52
EPSDT Dental Visits	89%	50%	4	2.00
Academic Supports	77%	33%	3	0.99
Provider ECEM Visits	83%	11%	7	0.77
Provider General Contacts	80%	23%	7	1.61
Placements with Siblings	34%	Not Eligible	Not Scored	Not Scored
Placements within Legal County	16%	100%	Not Scored	Not Scored
Well-Being Sub-Total			25	8.89
*Performance calculation descriptions can be found in the FY 2017 RBWO PBP Measurements and Standards Guide.				

Monitoring & Outcomes: Possible Points = 100	Points Earned = 71.75
Score Before Incentives Credit	71.75%
Incentives Awarded	5.90 pts
PBP Verification	N/A pts
Total Score	77.65%



DHS, DFCS, Office of Provider Management
Performance-Based Placement Measures
RBWO Provider GA+SCORECARD - CCI



Report Quarter: Q2 FY2017

Provider/Program Name: Greenbriar Children's Center - (688) - CCI

Program Census Information:		# Children in Care During Quarter: 12	# Placements During Quarter: 12	# Children in Care On Last Day: 7
CCI Incentive Credits	Avg Performance All CCIs (Points)	Provider Performance (%)*	Possible Points (Weight)	Provider Points Earned
Early EPSDT Medical Visits		75%	2	1.50
Early EPSDT Dental Visits		20%	2	0.40
Permanency Contacts		0%	5	0.00
Additional Academic Supports		0%	2	0.00
Active Agency Accreditation		0%	4	0.00
Staff Clinical Licensure		0%	5	0.00
Behavior Management (threshold = 0)		100%	4	4.00
Incentives Total	7.31		24	5.90
Maximum total combined incentive credit allowed is 10 points.			Incentives Awarded	5.90

*Performance calculation descriptions can be found in the FY 2017 RBWO PBP Measurements and Standards Guide.

Child Protective Services Investigations and Dispositions

The following investigations data, which is not used for scoring but is considered significant to a provider's performance, is from Georgia SHINES and is not considered final or complete until the end of the fiscal year.

Total Reports:	0	
Number Screened In:	0	
Number Screened Out:	0	
Number Substantiated:	0	
Number Unsubstantiated:	0	
Number Active CPS Investigations:	0	



DHS, DFCS, Office of Provider Management
Performance-Based Placement Measures
RBWO Provider GA+SCORECARD - CCI



Report Quarter: Q2 FY2017

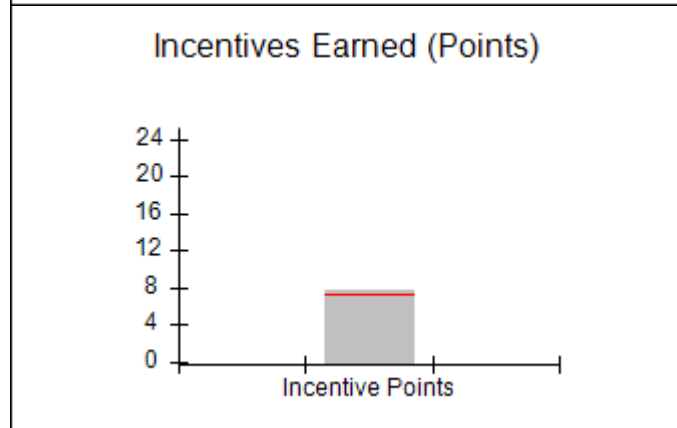
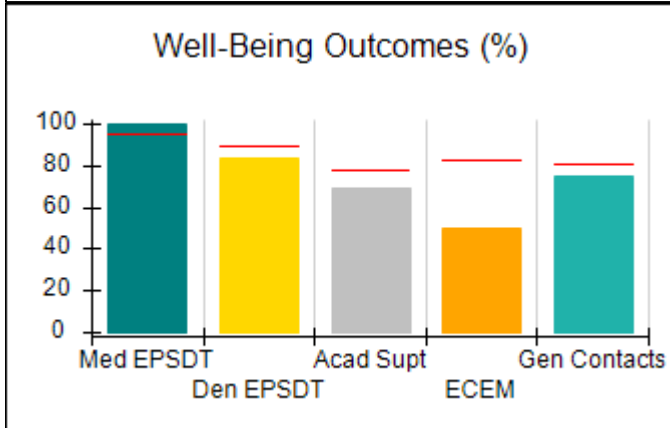
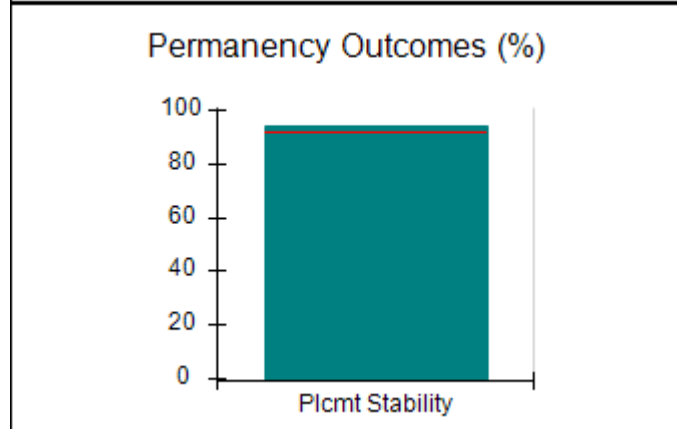
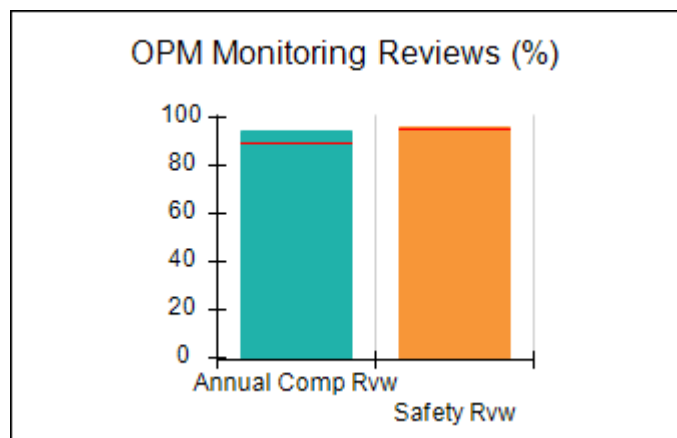
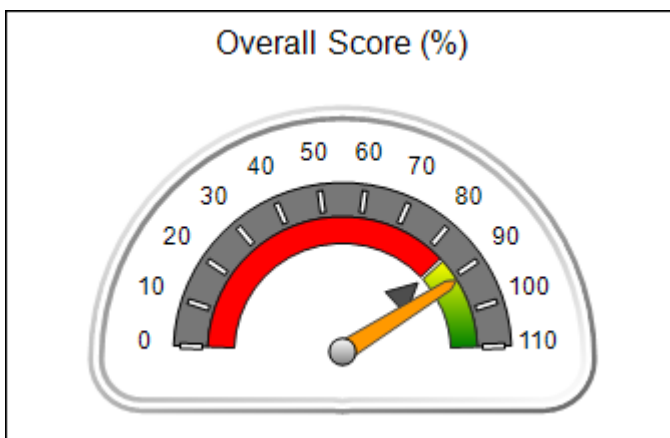
Provider/Program Name: Guardian Home of Hope, Inc. - (5187) - CCI

4290 Valley Crest Drive, Columbus, GA 31907 Phone: 762-821-2303 Vendor ID# 121306	Quarterly Scores (Grades)		Current Quarter Score (Grade)
	Q1: 98.48 (A+)	Q2: 91.25 (A-)	91.25% (A-)
	Q3: N/A	Q4: N/A	

Program Census Information:	# Children in Care During Quarter: 16	# Placements During Quarter: 18	# Children in Care On Last Day: 6
-----------------------------	---------------------------------------	---------------------------------	-----------------------------------

Quarterly Provider Comparisons to All CCIs

▼ — indicates average for all CCIs





DHS, DFCS, Office of Provider Management
Performance-Based Placement Measures
RBWO Provider GA+SCORECARD - CCI



Report Quarter: Q2 FY2017

Provider/Program Name: Guardian Home of Hope, Inc. - (5187) - CCI

4290 Valley Crest Drive, Columbus, GA 31907 Phone: 762-821-2303 Vendor ID# 121306	Quarterly Scores (Grades)		Current Quarter Score (Grade)
	Q1: 98.48 (A+)	Q2: 91.25 (A-)	91.25%
	Q3: N/A	Q4: N/A	(A-)

Program Census Information:	# Children in Care During Quarter: 16	# Placements During Quarter: 18	# Children in Care On Last Day: 6
------------------------------------	--	--	--

	Avg Performance All CCIs (%)	Provider Performance (%)*	Possible Points (Weight)	Provider Points Earned
--	-------------------------------------	----------------------------------	---------------------------------	-------------------------------

OPM Monitoring Reviews

Annual Comprehensive Reviews	89%	95%	25	23.67
Safety Reviews	95%	96%	15	14.34
Monitoring Sub-Total			40	38.01

CCI Safety Outcomes

Incidence of Maltreatment	0.00%	No Substantiated Reports	10	10.00
Staff Training	75%	33%	10	3.30
Safety Sub-Total			20	13.30

CCI Permanency Outcomes

Placement Stability	92%	94%	15	14.10
Permanency Sub-Total			15	14.10

CCI Well-Being Outcomes

EPSDT Medical Visits	94%	100%	4	4.00
EPSDT Dental Visits	89%	83%	4	3.32
Academic Supports	77%	69%	3	2.07
Provider ECEM Visits	83%	50%	7	3.50
Provider General Contacts	80%	75%	7	5.25
Placements with Siblings	34%	50%	Not Scored	Not Scored
Placements within Legal County	16%	0%	Not Scored	Not Scored
Well-Being Sub-Total			25	18.14

*Performance calculation descriptions can be found in the FY 2017 RBWO PBP Measurements and Standards Guide.

Monitoring & Outcomes: Possible Points = 100		Points Earned = 83.55	
Score Before Incentives Credit			83.55%
Incentives Awarded			7.70 pts
PBP Verification			N/A pts
Total Score			91.25%



DHS, DFCS, Office of Provider Management
Performance-Based Placement Measures
RBWO Provider GA+SCORECARD - CCI



Report Quarter: Q2 FY2017

Provider/Program Name: Guardian Home of Hope, Inc. - (5187) - CCI

Program Census Information:		# Children in Care During Quarter: 16	# Placements During Quarter: 18	# Children in Care On Last Day: 6
CCI Incentive Credits	Avg Performance All CCIs (Points)	Provider Performance (%)*	Possible Points (Weight)	Provider Points Earned
Early EPSDT Medical Visits		100%	2	2.00
Early EPSDT Dental Visits		75%	2	1.50
Permanency Contacts		0%	5	0.00
Additional Academic Supports		10%	2	0.20
Active Agency Accreditation		0%	4	0.00
Staff Clinical Licensure		0%	5	0.00
Behavior Management (threshold = 0)		100%	4	4.00
Incentives Total	7.31		24	7.70
Maximum total combined incentive credit allowed is 10 points.			Incentives Awarded	7.70

*Performance calculation descriptions can be found in the FY 2017 RBWO PBP Measurements and Standards Guide.

Child Protective Services Investigations and Dispositions

The following investigations data, which is not used for scoring but is considered significant to a provider's performance, is from Georgia SHINES and is not considered final or complete until the end of the fiscal year.

Total Reports:	0	
Number Screened In:	0	
Number Screened Out:	0	
Number Substantiated:	0	
Number Unsubstantiated:	0	
Number Active CPS Investigations:	0	



DHS, DFCS, Office of Provider Management
Performance-Based Placement Measures
RBWO Provider GA+SCORECARD - CCI



Report Quarter: Q2 FY2017

One or more parameters were not specified for the subreport, 'Subreport2', located at:
/PBP_FY2017_ScoreCard_CCI.



DHS, DFCS, Office of Provider Management
Performance-Based Placement Measures
RBWO Provider GA+SCORECARD - CCI



Report Quarter: Q2 FY2017

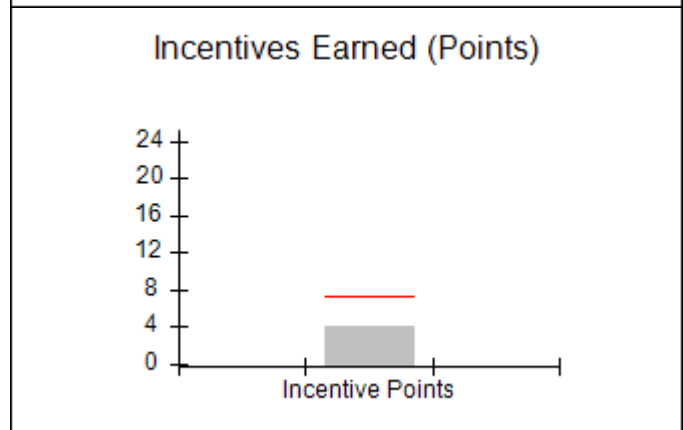
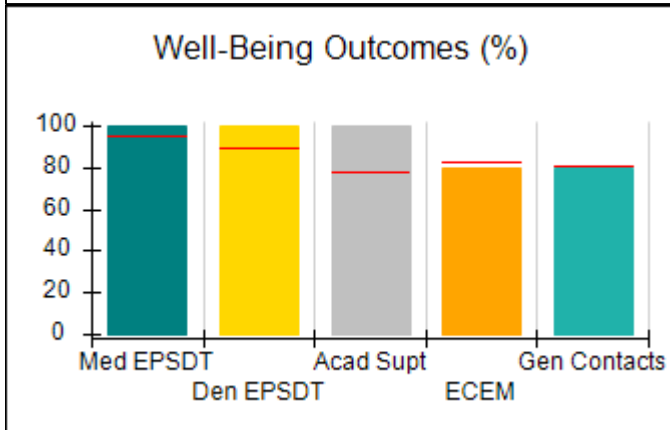
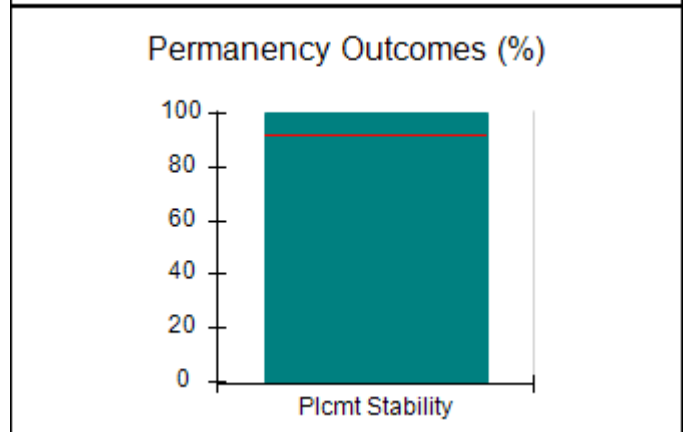
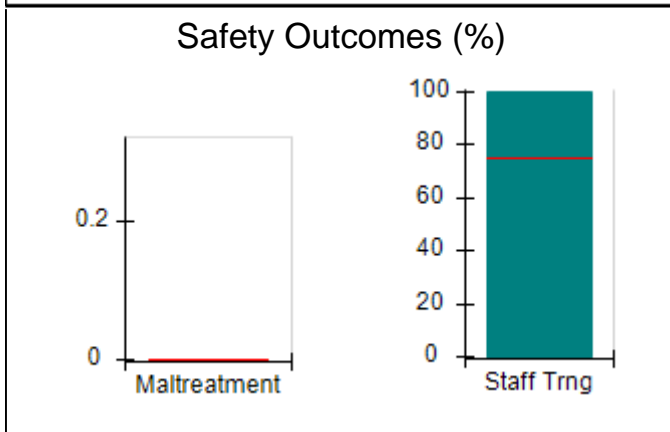
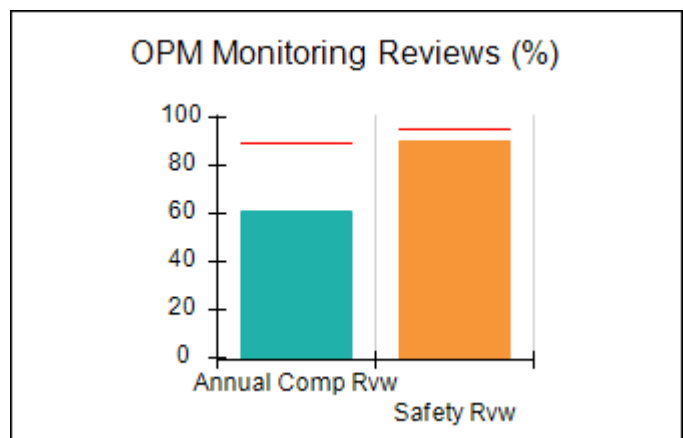
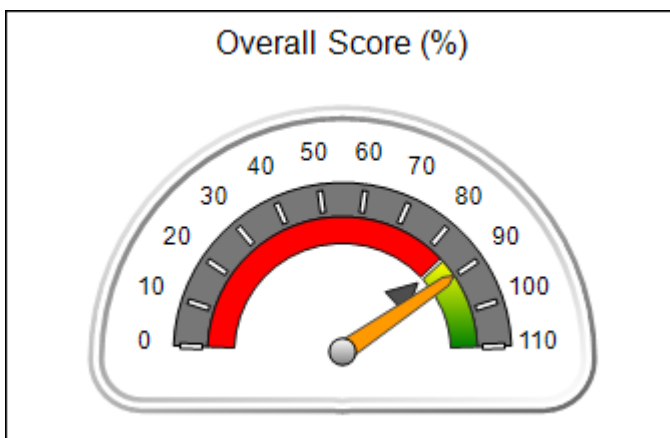
Provider/Program Name: HARP Foundation, Inc. - Vidalia Campus (693) - CCI

701 Vann St., Vidalia, GA 30474 Phone: 912-423-9090 Vendor ID# 35405	Quarterly Scores (Grades)		Current Quarter Score (Grade)
	Q1: 92.16 (A-)	Q2: 89.87 (B+)	89.87% (B+)
	Q3: N/A	Q4: N/A	

Program Census Information:	# Children in Care During Quarter: 5	# Placements During Quarter: 6	# Children in Care On Last Day: 3
-----------------------------	--------------------------------------	--------------------------------	-----------------------------------

Quarterly Provider Comparisons to All CCIs

▼ — indicates average for all CCIs





DHS, DFCS, Office of Provider Management
Performance-Based Placement Measures
RBWO Provider GA+SCORECARD - CCI



Report Quarter: Q2 FY2017

Provider/Program Name: HARP Foundation, Inc. - Vidalia Campus (693) - CCI				
701 Vann St., Vidalia, GA 30474 Phone: 912-423-9090 Vendor ID# 35405		Quarterly Scores (Grades)		Current Quarter Score (Grade)
		Q1: 92.16 (A-)	Q2: 89.87 (B+)	89.87% (B+)
		Q3: N/A	Q4: N/A	
Program Census Information:		# Children in Care During Quarter: 5	# Placements During Quarter: 6	# Children in Care On Last Day: 3
	Avg Performance All CCIs (%)	Provider Performance (%)*	Possible Points (Weight)	Provider Points Earned
OPM Monitoring Reviews				
Annual Comprehensive Reviews	89%	61%	25	15.19
Safety Reviews	95%	90%	15	13.48
Monitoring Sub-Total			40	28.67
CCI Safety Outcomes				
Incidence of Maltreatment	0.00%	No Substantiated Reports	10	10.00
Staff Training	75%	100%	10	10.00
Safety Sub-Total			20	20.00
CCI Permanency Outcomes				
Placement Stability	92%	100%	15	15.00
Permanency Sub-Total			15	15.00
CCI Well-Being Outcomes				
EPSDT Medical Visits	94%	100%	4	4.00
EPSDT Dental Visits	89%	100%	4	4.00
Academic Supports	77%	100%	3	3.00
Provider ECEM Visits	83%	80%	7	5.60
Provider General Contacts	80%	80%	7	5.60
Placements with Siblings	34%	0%	Not Scored	Not Scored
Placements within Legal County	16%	0%	Not Scored	Not Scored
Well-Being Sub-Total			25	22.20

*Performance calculation descriptions can be found in the FY 2017 RBWO PBP Measurements and Standards Guide.

Monitoring & Outcomes: Possible Points = 100	Points Earned = 85.87
Score Before Incentives Credit	85.87%
Incentives Awarded	4.00 pts
PBP Verification	N/A pts
Total Score	89.87%



DHS, DFCS, Office of Provider Management
Performance-Based Placement Measures
RBWO Provider GA+SCORECARD - CCI



Report Quarter: Q2 FY2017

Provider/Program Name: HARP Foundation, Inc. - Vidalia Campus (693) - CCI

Program Census Information:		# Children in Care During Quarter: 5	# Placements During Quarter: 6	# Children in Care On Last Day: 3
CCI Incentive Credits	Avg Performance All CCIs (Points)	Provider Performance (%)*	Possible Points (Weight)	Provider Points Earned
Early EPSDT Medical Visits		Not Eligible	2	
Early EPSDT Dental Visits		Not Eligible	2	
Permanency Contacts		0%	5	0.00
Additional Academic Supports		0%	2	0.00
Active Agency Accreditation		0%	4	0.00
Staff Clinical Licensure		0%	5	0.00
Behavior Management (threshold = 0)		100%	4	4.00
Incentives Total	7.31		24	4.00
Maximum total combined incentive credit allowed is 10 points.			Incentives Awarded	4.00

*Performance calculation descriptions can be found in the FY 2017 RBWO PBP Measurements and Standards Guide.

Child Protective Services Investigations and Dispositions

The following investigations data, which is not used for scoring but is considered significant to a provider's performance, is from Georgia SHINES and is not considered final or complete until the end of the fiscal year.

Total Reports:	2	
Number Screened In:	1	
Number Screened Out:	1	
Number Substantiated:	0	
Number Unsubstantiated:	1	
Number Active CPS Investigations:	0	



Performance-Based Placement Measures RBWO Provider GA+SCORECARD - CCI

Report Quarter: Q2 FY2017

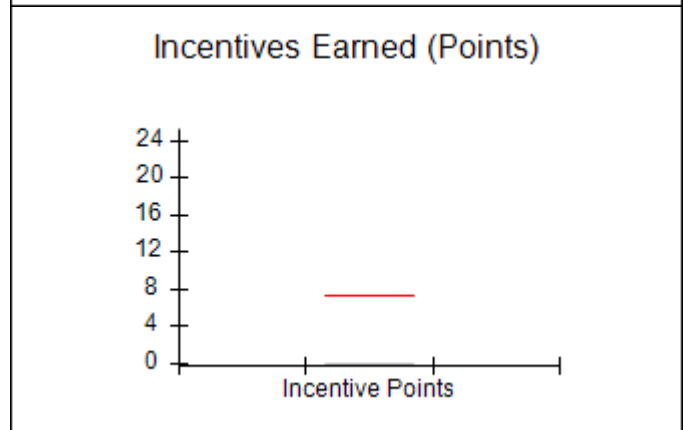
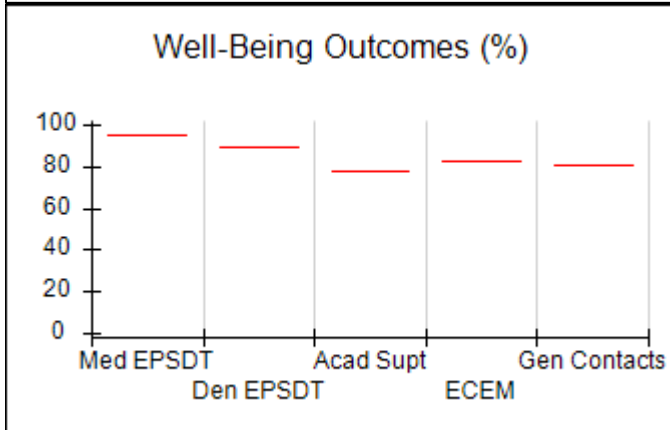
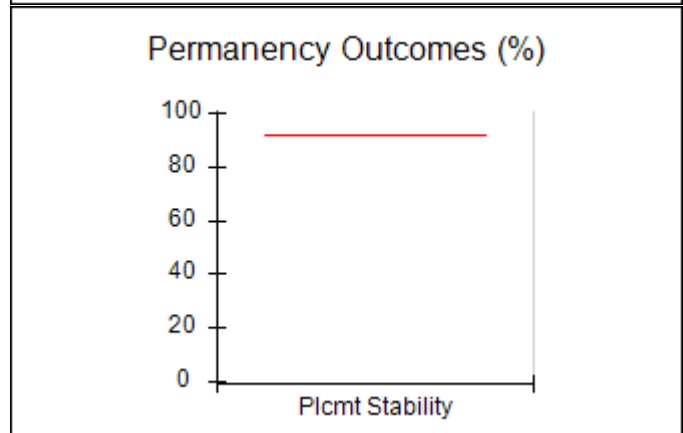
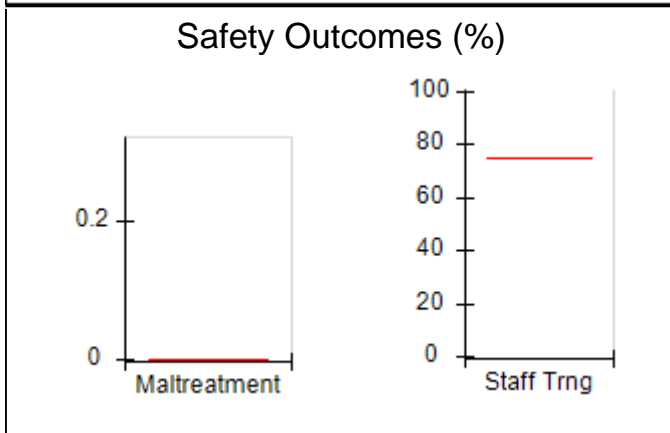
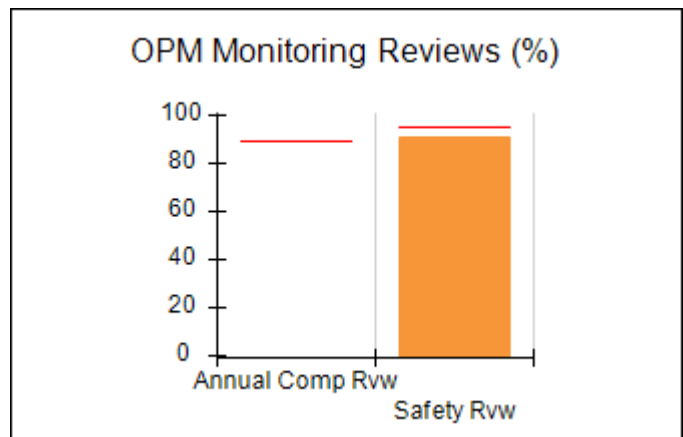
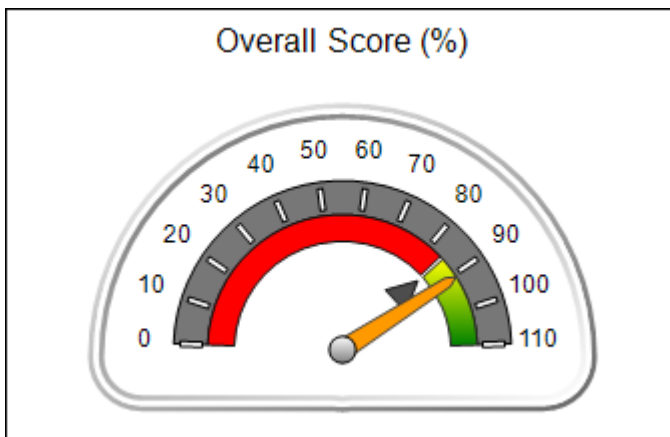
Provider/Program Name: Haven Heart's Community Development Center - Haven Heart's Community Development Center (921) - CCI

6616 Crossing Creek Point, Austell, GA 30168 Phone: 770 485-2202 Vendor ID# 35409	Quarterly Scores (Grades)		Current Quarter Score (Grade)
	Q1: 90.88 (A-)	Q2: 90.88 (A-)	90.88%
	Q3: N/A	Q4: N/A	(A-)

Program Census Information:	# Children in Care During Quarter: 0	# Placements During Quarter: 0	# Children in Care On Last Day: 0
-----------------------------	--------------------------------------	--------------------------------	-----------------------------------

Quarterly Provider Comparisons to All CCIs

▼ — indicates average for all CCIs





DHS, DFCS, Office of Provider Management
Performance-Based Placement Measures
RBWO Provider GA+SCORECARD - CCI



Report Quarter: Q2 FY2017

Provider/Program Name: Haven Heart's Community Development Center - Haven Heart's Community Development Center (921) - CCI

6616 Crossing Creek Point, Austell, GA 30168 Phone: 770 485-2202 Vendor ID# 35409	Quarterly Scores (Grades)		Current Quarter Score (Grade)
	Q1: 90.88 (A-)	Q2: 90.88 (A-)	90.88% (A-)
	Q3: N/A	Q4: N/A	

Program Census Information:	# Children in Care During Quarter: 0	# Placements During Quarter: 0	# Children in Care On Last Day: 0
-----------------------------	--------------------------------------	--------------------------------	-----------------------------------

	Avg Performance All CCIs (%)	Provider Performance (%)*	Possible Points (Weight)	Provider Points Earned
--	------------------------------	---------------------------	--------------------------	------------------------

OPM Monitoring Reviews

Annual Comprehensive Reviews	89%	Not Yet Conducted		
Safety Reviews	95%	91%	15	13.63
Monitoring Sub-Total			15	13.63

CCI Safety Outcomes

Incidence of Maltreatment	0.00%	Not Eligible		
Staff Training	75%	Not Eligible		
Safety Sub-Total			N/A	

CCI Permanency Outcomes

Placement Stability	92%	Not Eligible		
Permanency Sub-Total			N/A	

CCI Well-Being Outcomes

EPSDT Medical Visits	94%	Not Eligible		
EPSDT Dental Visits	89%	Not Eligible		
Academic Supports	77%	Not Eligible		
Provider ECEM Visits	83%	Not Eligible		
Provider General Contacts	80%	Not Eligible		
Placements with Siblings	34%	Not Eligible	Not Scored	Not Scored
Placements within Legal County	16%	Not Eligible	Not Scored	Not Scored
Well-Being Sub-Total			N/A	

*Performance calculation descriptions can be found in the FY 2017 RBWO PBP Measurements and Standards Guide.

Monitoring & Outcomes: Possible Points = 15	Points Earned = 13.63
Score Before Incentives Credit	90.88%
Incentives Awarded	0.00 pts
PBP Verification	N/A pts
Total Score	90.88%



DHS, DFCS, Office of Provider Management
Performance-Based Placement Measures
RBWO Provider GA+SCORECARD - CCI



Report Quarter: Q2 FY2017

Provider/Program Name: Haven Heart's Community Development Center - Haven Heart's Community Development Center (921) - CCI

Program Census Information:		# Children in Care During Quarter: 0	# Placements During Quarter: 0	# Children in Care On Last Day: 0
CCI Incentive Credits	Avg Performance All CCIs (Points)	Provider Performance (%)*	Possible Points (Weight)	Provider Points Earned
Early EPSDT Medical Visits		Not Eligible	2	
Early EPSDT Dental Visits		Not Eligible	2	
Permanency Contacts		None Planned	5	
Additional Academic Supports		Not Eligible	2	
Active Agency Accreditation		0%	4	0.00
Staff Clinical Licensure		0%	5	0.00
Behavior Management (threshold = 0)		0%	4	
Incentives Total	7.31		24	0.00
Maximum total combined incentive credit allowed is 10 points.			Incentives Awarded	0.00

*Performance calculation descriptions can be found in the FY 2017 RBWO PBP Measurements and Standards Guide.

Child Protective Services Investigations and Dispositions	
The following investigations data, which is not used for scoring but is considered significant to a provider's performance, is from Georgia SHINES and is not considered final or complete until the end of the fiscal year.	
Total Reports:	0
Number Screened In:	0
Number Screened Out:	0
Number Substantiated:	0
Number Unsubstantiated:	0
Number Active CPS Investigations:	0



Performance-Based Placement Measures RBWO Provider GA+SCORECARD - CCI

Report Quarter: Q2 FY2017

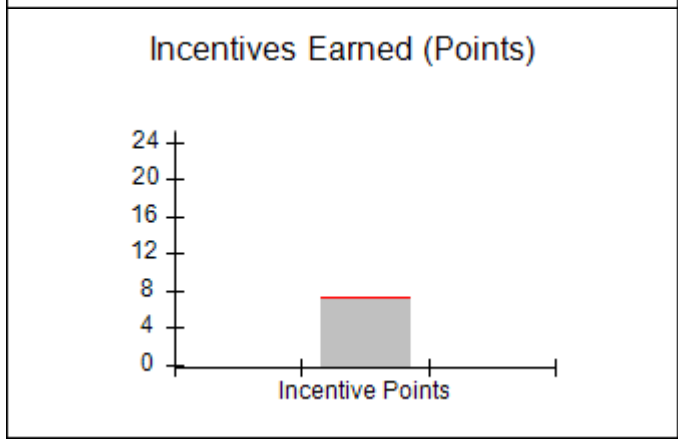
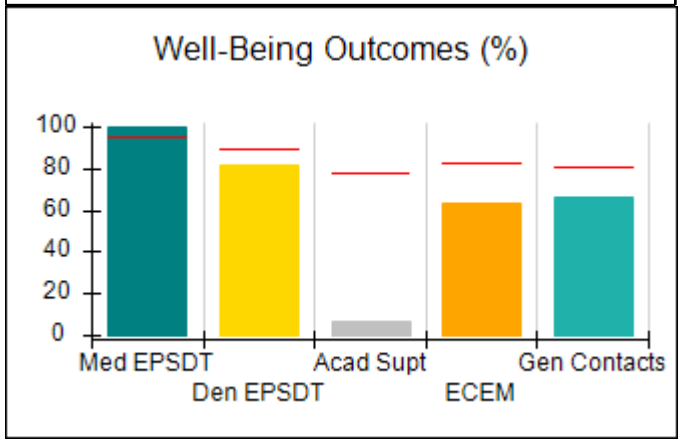
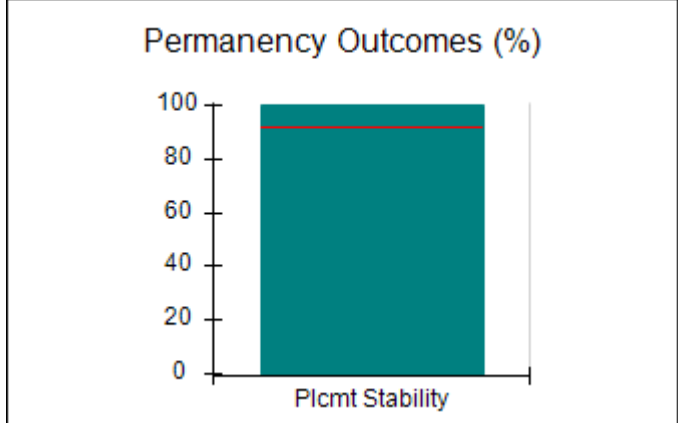
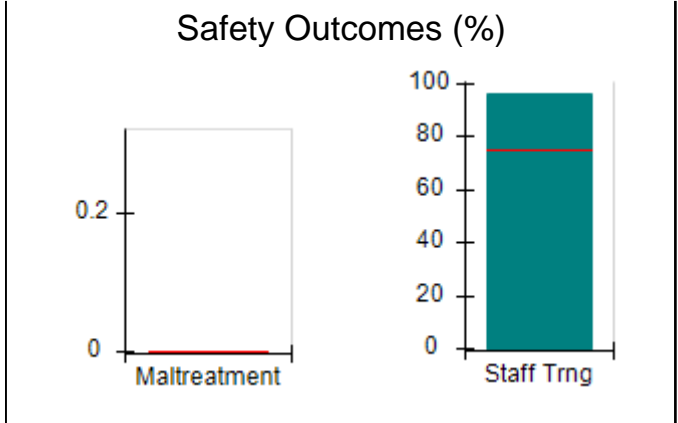
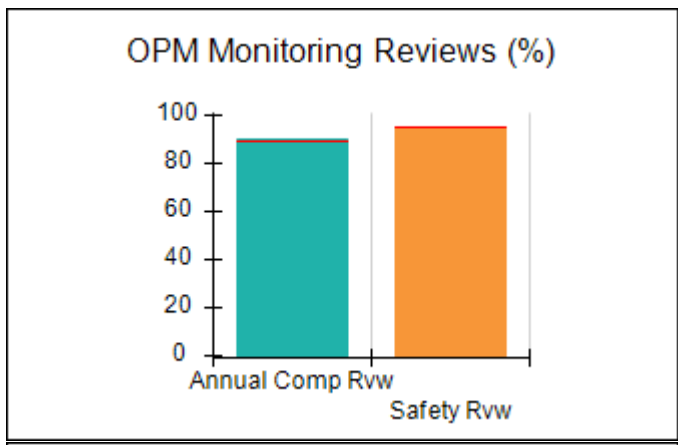
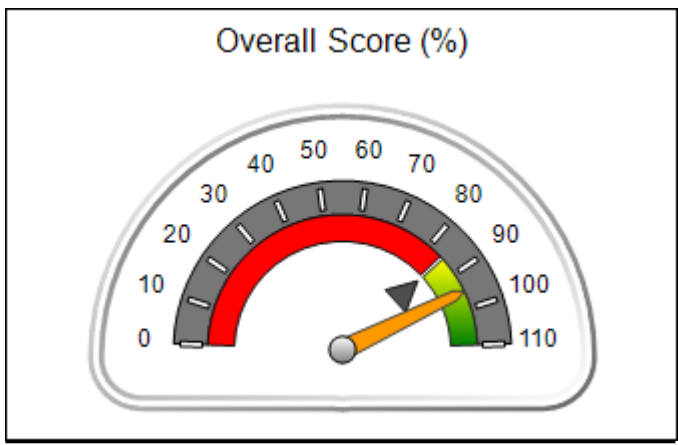
Provider/Program Name: Hephzibah Children's Home - Basic Residential 101-106 (695) - CCI

6601 Zebulon Rd., Macon, GA 31220 Phone: 478-477-3383 Vendor ID# 35414	Quarterly Scores (Grades)		Current Quarter Score (Grade)
	Q1: 97.79 (A+)	Q2: 95.23 (A)	95.23%
	Q3: N/A	Q4: N/A	(A)

Program Census Information:	# Children in Care During Quarter: 19	# Placements During Quarter: 19	# Children in Care On Last Day: 14
-----------------------------	---------------------------------------	---------------------------------	------------------------------------

Quarterly Provider Comparisons to All CCIs

▼ — indicates average for all CCIs





DHS, DFCS, Office of Provider Management
Performance-Based Placement Measures
RBWO Provider GA+SCORECARD - CCI



Report Quarter: Q2 FY2017

Provider/Program Name: Hephzibah Children's Home - Basic Residential 101-106 (695) - CCI

6601 Zebulon Rd., Macon, GA 31220 Phone: 478-477-3383 Vendor ID# 35414	Quarterly Scores (Grades)		Current Quarter Score (Grade)
	Q1: 97.79 (A+)	Q2: 95.23 (A)	95.23%
	Q3: N/A	Q4: N/A	(A)

Program Census Information:	# Children in Care During Quarter: 19	# Placements During Quarter: 19	# Children in Care On Last Day: 14
-----------------------------	---------------------------------------	---------------------------------	------------------------------------

	Avg Performance All CCIs (%)	Provider Performance (%)*	Possible Points (Weight)	Provider Points Earned
--	------------------------------	---------------------------	--------------------------	------------------------

OPM Monitoring Reviews

Annual Comprehensive Reviews	89%	90%	25	22.48
Safety Reviews	95%	95%	15	14.29
Monitoring Sub-Total			40	36.77

CCI Safety Outcomes

Incidence of Maltreatment	0.00%	No Substantiated Reports	10	10.00
Staff Training	75%	96%	10	9.60
Safety Sub-Total			20	19.60

CCI Permanency Outcomes

Placement Stability	92%	100%	15	15.00
Permanency Sub-Total			15	15.00

CCI Well-Being Outcomes

EPSDT Medical Visits	94%	100%	4	4.00
EPSDT Dental Visits	89%	82%	4	3.28
Academic Supports	77%	7%	3	0.21
Provider ECEM Visits	83%	63%	7	4.41
Provider General Contacts	80%	66%	7	4.62
Placements with Siblings	34%	Not Eligible	Not Scored	Not Scored
Placements within Legal County	16%	13%	Not Scored	Not Scored
Well-Being Sub-Total			25	16.52

*Performance calculation descriptions can be found in the FY 2017 RBWO PBP Measurements and Standards Guide.

Monitoring & Outcomes: Possible Points = 100		Points Earned = 87.89	
Score Before Incentives Credit			87.89%
Incentives Awarded			7.34 pts
PBP Verification			N/A pts
Total Score			95.23%



DHS, DFCS, Office of Provider Management
Performance-Based Placement Measures
RBWO Provider GA+SCORECARD - CCI



Report Quarter: Q2 FY2017

Provider/Program Name: Hephzibah Children's Home - Basic Residential 101-106 (695) - CCI

Program Census Information:		# Children in Care During Quarter: 19	# Placements During Quarter: 19	# Children in Care On Last Day: 14
CCI Incentive Credits	Avg Performance All CCIs (Points)	Provider Performance (%)*	Possible Points (Weight)	Provider Points Earned
Early EPSDT Medical Visits		100%	2	2.00
Early EPSDT Dental Visits		67%	2	1.34
Permanency Contacts		0%	5	0.00
Additional Academic Supports		0%	2	0.00
Active Agency Accreditation		0%	4	0.00
Staff Clinical Licensure		0%	5	0.00
Behavior Management (threshold = 0)		100%	4	4.00
Incentives Total	7.31		24	7.34
Maximum total combined incentive credit allowed is 10 points.			Incentives Awarded	7.34

*Performance calculation descriptions can be found in the FY 2017 RBWO PBP Measurements and Standards Guide.

Child Protective Services Investigations and Dispositions	
The following investigations data, which is not used for scoring but is considered significant to a provider's performance, is from Georgia SHINES and is not considered final or complete until the end of the fiscal year.	
Total Reports:	0
Number Screened In:	0
Number Screened Out:	0
Number Substantiated:	0
Number Unsubstantiated:	0
Number Active CPS Investigations:	0



DHS, DFCS, Office of Provider Management
Performance-Based Placement Measures
RBWO Provider GA+SCORECARD - CCI



Report Quarter: Q2 FY2017

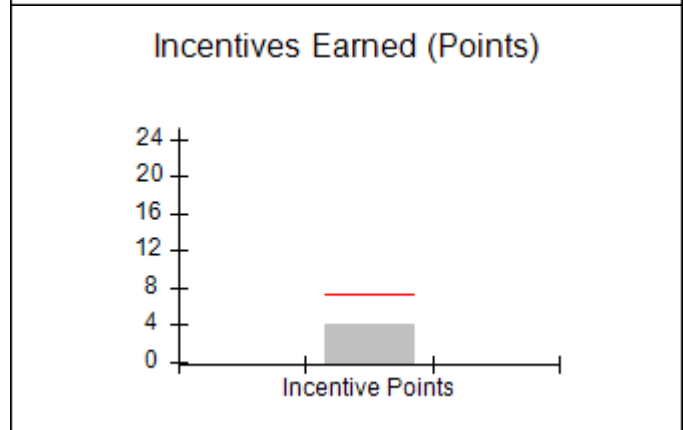
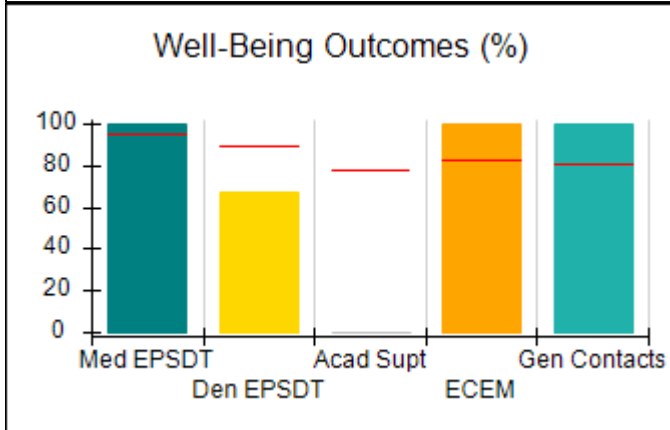
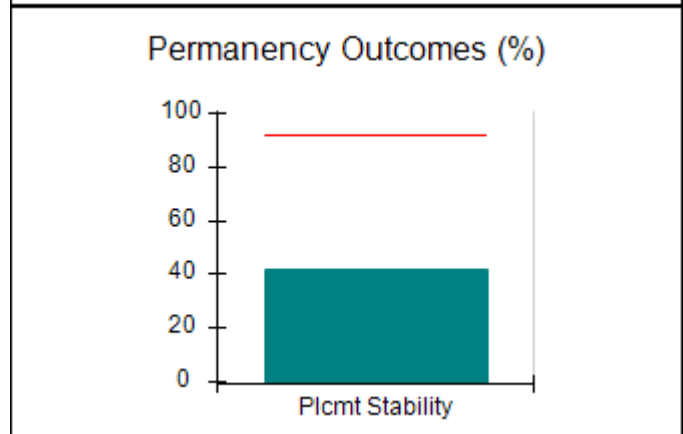
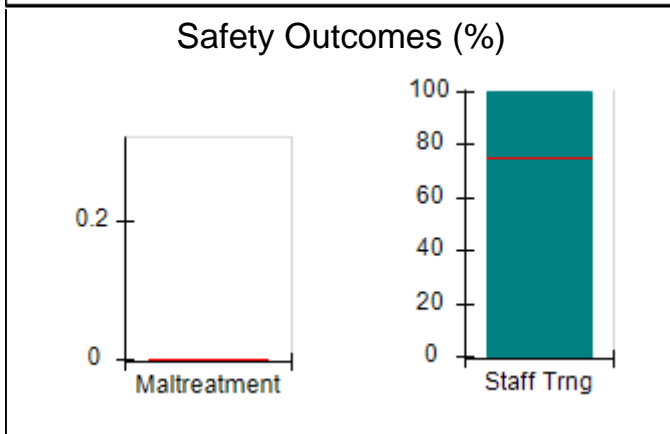
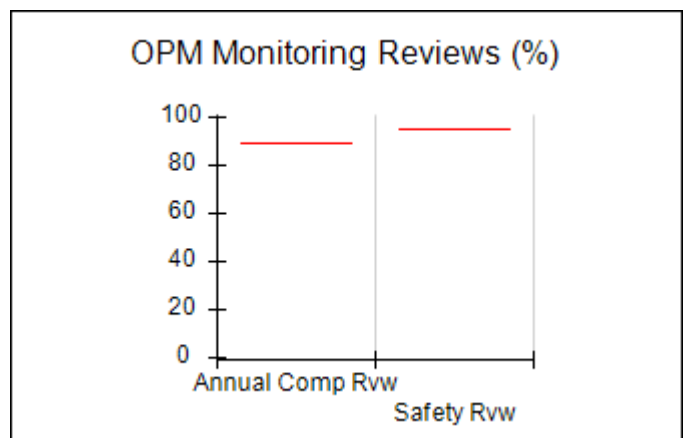
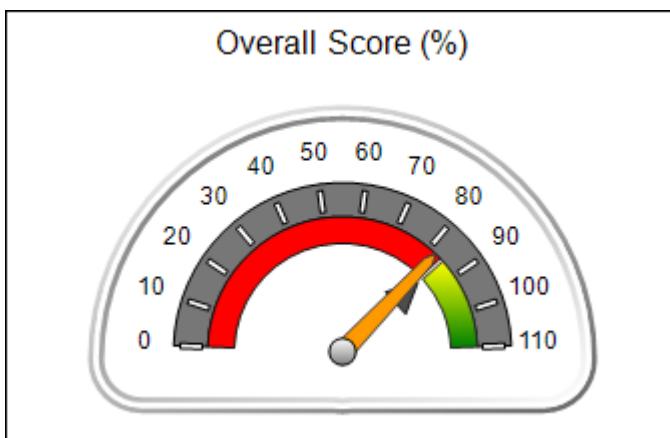
Provider/Program Name: Hephzibah Children's Home - Cottage 107 (5241) - CCI

6601 Zebulon Road, Macon, GA 31220 Phone: 478-477-3383 Vendor ID# 145634	Quarterly Scores (Grades)		Current Quarter Score (Grade)
	Q1: 106.00 (A+)	Q2: 82.30 (B-)	82.30% (B-)
	Q3: N/A	Q4: N/A	

Program Census Information:	# Children in Care During Quarter: 12	# Placements During Quarter: 13	# Children in Care On Last Day: 5
-----------------------------	---------------------------------------	---------------------------------	-----------------------------------

Quarterly Provider Comparisons to All CCIs

▼ — indicates average for all CCIs





DHS, DFCS, Office of Provider Management
Performance-Based Placement Measures
RBWO Provider GA+SCORECARD - CCI



Report Quarter: Q2 FY2017

Provider/Program Name: Hephzibah Children's Home - Cottage 107 (5241) - CCI				
6601 Zebulon Road, Macon, GA 31220 Phone: 478-477-3383 Vendor ID# 145634		Quarterly Scores (Grades)		Current Quarter Score (Grade)
		Q1: 106.00 (A+)	Q2: 82.30 (B-)	82.30% (B-)
		Q3: N/A	Q4: N/A	
Program Census Information:		# Children in Care During Quarter: 12	# Placements During Quarter: 13	# Children in Care On Last Day: 5
	Avg Performance All CCIs (%)	Provider Performance (%)*	Possible Points (Weight)	Provider Points Earned
OPM Monitoring Reviews				
Annual Comprehensive Reviews	89%	Not Yet Conducted		
Safety Reviews	95%	Not Yet Conducted		
Monitoring Sub-Total				0.00
CCI Safety Outcomes				
Incidence of Maltreatment	0.00%	No Substantiated Reports	10	10.00
Staff Training	75%	100%	10	10.00
Safety Sub-Total			20	20.00
CCI Permanency Outcomes				
Placement Stability	92%	42%	15	6.30
Permanency Sub-Total			15	6.30
CCI Well-Being Outcomes				
EPSDT Medical Visits	94%	100%	4	4.00
EPSDT Dental Visits	89%	67%	4	2.68
Academic Supports	77%	0%	3	0.00
Provider ECEM Visits	83%	100%	7	7.00
Provider General Contacts	80%	100%	7	7.00
Placements with Siblings	34%	Not Eligible	Not Scored	Not Scored
Placements within Legal County	16%	0%	Not Scored	Not Scored
Well-Being Sub-Total			25	20.68
*Performance calculation descriptions can be found in the FY 2017 RBWO PBP Measurements and Standards Guide.				

Monitoring & Outcomes: Possible Points = 60	Points Earned = 46.98
Score Before Incentives Credit	78.30%
Incentives Awarded	4.00 pts
PBP Verification	N/A pts
Total Score	82.30%



DHS, DFCS, Office of Provider Management
Performance-Based Placement Measures
RBWO Provider GA+SCORECARD - CCI



Report Quarter: Q2 FY2017

Provider/Program Name: Hephzibah Children's Home - Cottage 107 (5241) - CCI

Program Census Information:		# Children in Care During Quarter: 12	# Placements During Quarter: 13	# Children in Care On Last Day: 5
CCI Incentive Credits	Avg Performance All CCIs (Points)	Provider Performance (%)*	Possible Points (Weight)	Provider Points Earned
Early EPSDT Medical Visits		Not Eligible	2	
Early EPSDT Dental Visits		0%	2	0.00
Permanency Contacts		0%	5	0.00
Additional Academic Supports		0%	2	0.00
Active Agency Accreditation		0%	4	0.00
Staff Clinical Licensure		0%	5	0.00
Behavior Management (threshold = 0)		100%	4	4.00
Incentives Total	7.31		24	4.00
Maximum total combined incentive credit allowed is 10 points.			Incentives Awarded	4.00

*Performance calculation descriptions can be found in the FY 2017 RBWO PBP Measurements and Standards Guide.

Child Protective Services Investigations and Dispositions

The following investigations data, which is not used for scoring but is considered significant to a provider's performance, is from Georgia SHINES and is not considered final or complete until the end of the fiscal year.

Total Reports:	0	
Number Screened In:	0	
Number Screened Out:	0	
Number Substantiated:	0	
Number Unsubstantiated:	0	
Number Active CPS Investigations:	0	



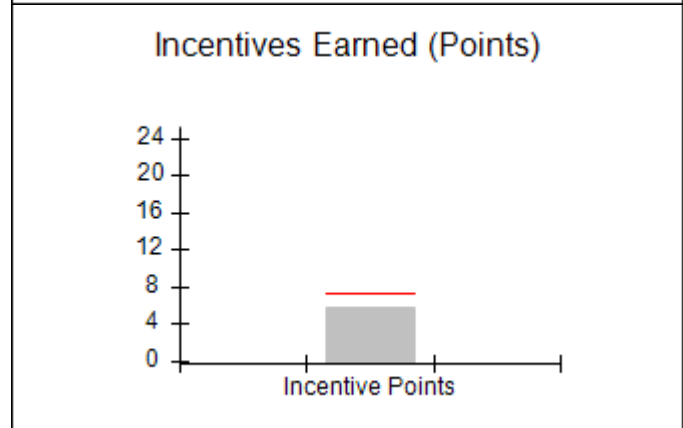
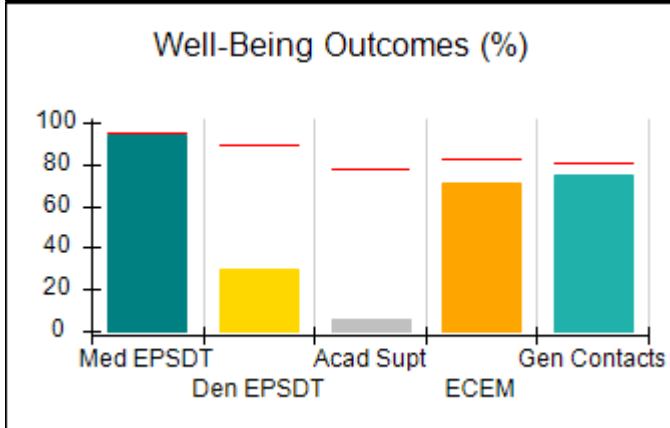
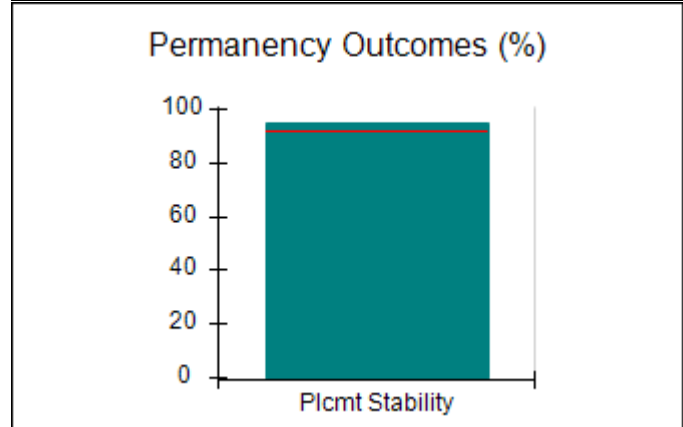
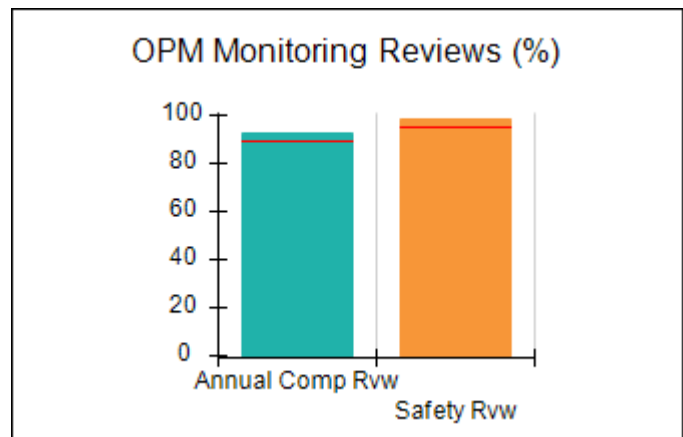
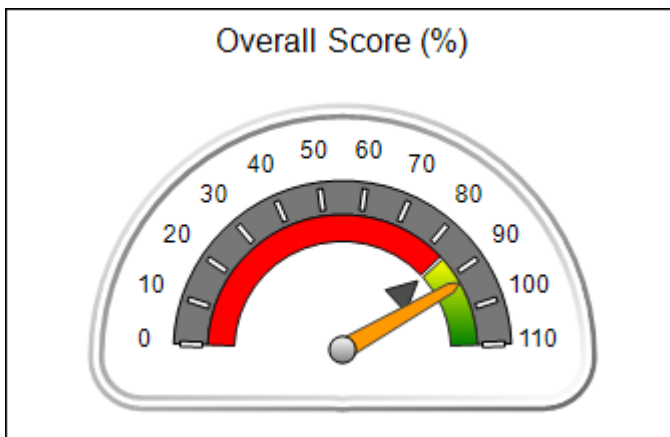
DHS, DFCS, Office of Provider Management
Performance-Based Placement Measures
RBWO Provider GA+SCORECARD - CCI



Report Quarter: Q2 FY2017

Provider/Program Name: Hephzibah Children's Home - Second Chance Home (4625) - CCI			
6601 Zebulon Rd., Macon, GA 31220 Phone: 478-477-3383 Vendor ID# 83339	Quarterly Scores (Grades)		Current Quarter Score (Grade)
	Q1: 94.36 (A)	Q2: 92.76 (A-)	92.76% (A-)
	Q3: N/A	Q4: N/A	
Program Census Information:	# Children in Care During Quarter: 21	# Placements During Quarter: 21	# Children in Care On Last Day: 18
Quarterly Provider Comparisons to All CCIs			

▼ ————— indicates average for all CCIs





DHS, DFCS, Office of Provider Management
Performance-Based Placement Measures
RBWO Provider GA+SCORECARD - CCI



Report Quarter: Q2 FY2017

Provider/Program Name: Hephzibah Children's Home - Second Chance Home (4625) - CCI				
6601 Zebulon Rd., Macon, GA 31220 Phone: 478-477-3383 Vendor ID# 83339		Quarterly Scores (Grades)		Current Quarter Score (Grade)
		Q1: 94.36 (A)	Q2: 92.76 (A-)	92.76% (A-)
		Q3: N/A	Q4: N/A	
Program Census Information:		# Children in Care During Quarter: 21	# Placements During Quarter: 21	# Children in Care On Last Day: 18
	Avg Performance All CCIs (%)	Provider Performance (%)*	Possible Points (Weight)	Provider Points Earned
OPM Monitoring Reviews				
Annual Comprehensive Reviews	89%	93%	25	23.13
Safety Reviews	95%	98%	15	14.75
Monitoring Sub-Total			40	37.89
CCI Safety Outcomes				
Incidence of Maltreatment	0.00%	No Substantiated Reports	10	10.00
Staff Training	75%	96%	10	9.60
Safety Sub-Total			20	19.60
CCI Permanency Outcomes				
Placement Stability	92%	95%	15	14.25
Permanency Sub-Total			15	14.25
CCI Well-Being Outcomes				
EPSDT Medical Visits	94%	94%	4	3.76
EPSDT Dental Visits	89%	30%	4	1.20
Academic Supports	77%	6%	3	0.18
Provider ECEM Visits	83%	71%	7	4.97
Provider General Contacts	80%	75%	7	5.25
Placements with Siblings	34%	0%	Not Scored	Not Scored
Placements within Legal County	16%	0%	Not Scored	Not Scored
Well-Being Sub-Total			25	15.36
*Performance calculation descriptions can be found in the FY 2017 RBWO PBP Measurements and Standards Guide.				

Monitoring & Outcomes: Possible Points = 100	Points Earned = 87.10
Score Before Incentives Credit	87.10%
Incentives Awarded	5.66 pts
PBP Verification	N/A pts
Total Score	92.76%



DHS, DFCS, Office of Provider Management
Performance-Based Placement Measures
RBWO Provider GA+SCORECARD - CCI



Report Quarter: Q2 FY2017

Provider/Program Name: Hephzibah Children's Home - Second Chance Home (4625) - CCI

Program Census Information:		# Children in Care During Quarter: 21	# Placements During Quarter: 21	# Children in Care On Last Day: 18
CCI Incentive Credits	Avg Performance All CCIs (Points)	Provider Performance (%)*	Possible Points (Weight)	Provider Points Earned
Early EPSDT Medical Visits		60%	2	1.20
Early EPSDT Dental Visits		13%	2	0.26
Permanency Contacts		4%	5	0.20
Additional Academic Supports		0%	2	0.00
Active Agency Accreditation		0%	4	0.00
Staff Clinical Licensure		0%	5	0.00
Behavior Management (threshold = 0)		100%	4	4.00
Incentives Total	7.31		24	5.66
Maximum total combined incentive credit allowed is 10 points.			Incentives Awarded	5.66

*Performance calculation descriptions can be found in the FY 2017 RBWO PBP Measurements and Standards Guide.

Child Protective Services Investigations and Dispositions	
The following investigations data, which is not used for scoring but is considered significant to a provider's performance, is from Georgia SHINES and is not considered final or complete until the end of the fiscal year.	
Total Reports:	1
Number Screened In:	0
Number Screened Out:	1
Number Substantiated:	0
Number Unsubstantiated:	0
Number Active CPS Investigations:	0



DHS, DFCS, Office of Provider Management
Performance-Based Placement Measures
RBWO Provider GA+SCORECARD - CCI



Report Quarter: Q2 FY2017

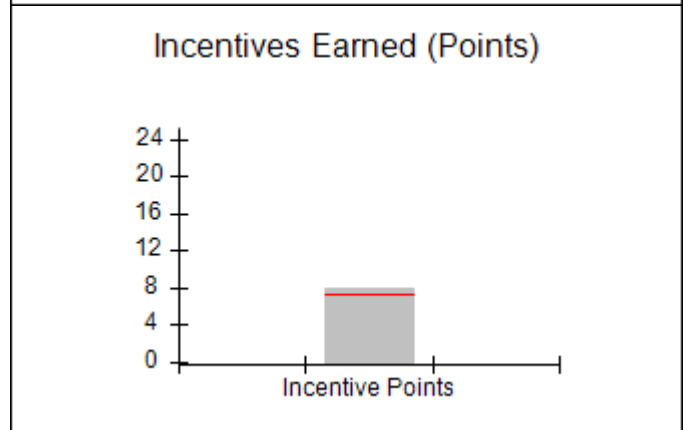
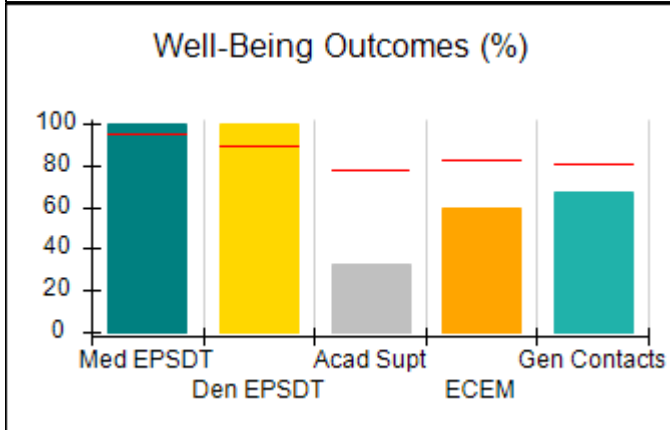
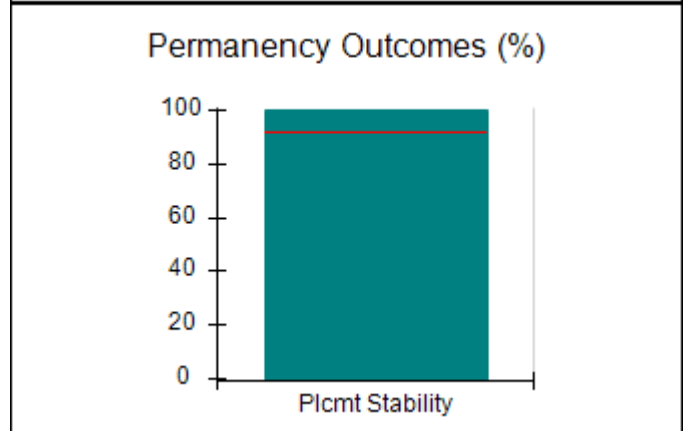
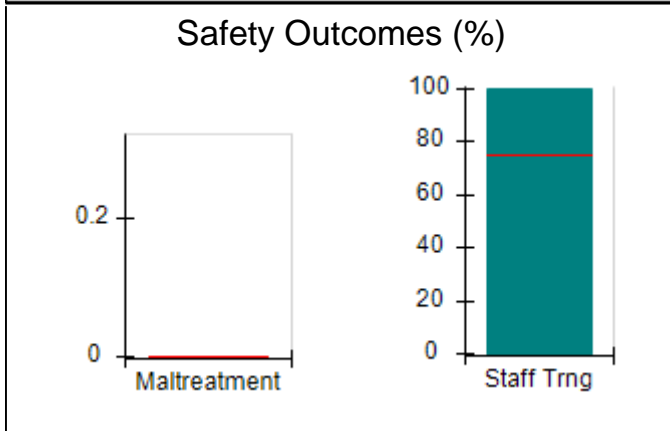
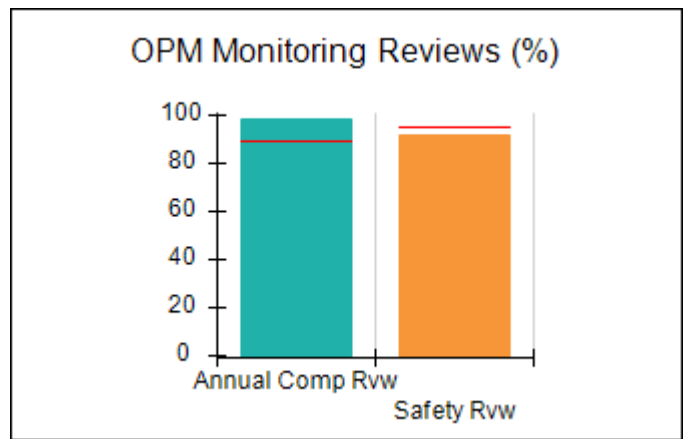
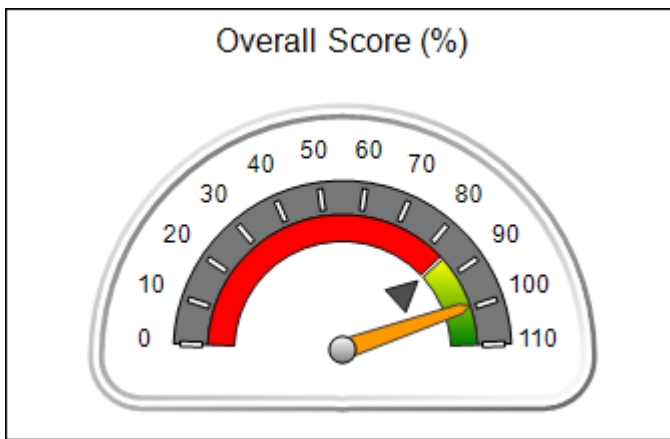
Provider/Program Name: House of Dawn - Second Chance Home (918) - CCI

298 South Main Street , Jonesboro, GA 30236 Phone: 770 477-2385 Vendor ID# 35422	Quarterly Scores (Grades)		Current Quarter Score (Grade)
	Q1: 91.23 (A-)	Q2: 99.39 (A+)	99.39% (A+)
	Q3: N/A	Q4: N/A	

Program Census Information:	# Children in Care During Quarter: 3	# Placements During Quarter: 3	# Children in Care On Last Day: 2
-----------------------------	--------------------------------------	--------------------------------	-----------------------------------

Quarterly Provider Comparisons to All CCIs

▼ — indicates average for all CCIs





DHS, DFCS, Office of Provider Management
Performance-Based Placement Measures
RBWO Provider GA+SCORECARD - CCI



Report Quarter: Q2 FY2017

Provider/Program Name: House of Dawn - Second Chance Home (918) - CCI				
298 South Main Street , Jonesboro, GA 30236 Phone: 770 477-2385 Vendor ID# 35422		Quarterly Scores (Grades)		Current Quarter Score (Grade)
		Q1: 91.23 (A-)	Q2: 99.39 (A+)	99.39% (A+)
		Q3: N/A	Q4: N/A	
Program Census Information:		# Children in Care During Quarter: 3	# Placements During Quarter: 3	# Children in Care On Last Day: 2
	Avg Performance All CCIs (%)	Provider Performance (%)*	Possible Points (Weight)	Provider Points Earned
OPM Monitoring Reviews				
Annual Comprehensive Reviews	89%	99%	25	24.74
Safety Reviews	95%	92%	15	13.77
Monitoring Sub-Total			40	38.51
CCI Safety Outcomes				
Incidence of Maltreatment	0.00%	No Substantiated Reports	10	10.00
Staff Training	75%	100%	10	10.00
Safety Sub-Total			20	20.00
CCI Permanency Outcomes				
Placement Stability	92%	100%	15	15.00
Permanency Sub-Total			15	15.00
CCI Well-Being Outcomes				
EPSDT Medical Visits	94%	100%	4	4.00
EPSDT Dental Visits	89%	100%	4	4.00
Academic Supports	77%	33%	3	0.99
Provider ECEM Visits	83%	60%	7	4.20
Provider General Contacts	80%	67%	7	4.69
Placements with Siblings	34%	Not Eligible	Not Scored	Not Scored
Placements within Legal County	16%	0%	Not Scored	Not Scored
Well-Being Sub-Total			25	17.88

*Performance calculation descriptions can be found in the FY 2017 RBWO PBP Measurements and Standards Guide.

Monitoring & Outcomes: Possible Points = 100	Points Earned = 91.39
Score Before Incentives Credit	91.39%
Incentives Awarded	8.00 pts
PBP Verification	N/A pts
Total Score	99.39%



DHS, DFCS, Office of Provider Management
Performance-Based Placement Measures
RBWO Provider GA+SCORECARD - CCI



Report Quarter: Q2 FY2017

Provider/Program Name: House of Dawn - Second Chance Home (918) - CCI

Program Census Information:		# Children in Care During Quarter: 3	# Placements During Quarter: 3	# Children in Care On Last Day: 2
CCI Incentive Credits	Avg Performance All CCIs (Points)	Provider Performance (%)*	Possible Points (Weight)	Provider Points Earned
Early EPSDT Medical Visits		100%	2	2.00
Early EPSDT Dental Visits		100%	2	2.00
Permanency Contacts		0%	5	0.00
Additional Academic Supports		0%	2	0.00
Active Agency Accreditation		0%	4	0.00
Staff Clinical Licensure		0%	5	0.00
Behavior Management (threshold = 0)		100%	4	4.00
Incentives Total	7.31		24	8.00
Maximum total combined incentive credit allowed is 10 points.			Incentives Awarded	8.00

*Performance calculation descriptions can be found in the FY 2017 RBWO PBP Measurements and Standards Guide.

Child Protective Services Investigations and Dispositions

The following investigations data, which is not used for scoring but is considered significant to a provider's performance, is from Georgia SHINES and is not considered final or complete until the end of the fiscal year.

Total Reports:	0	
Number Screened In:	0	
Number Screened Out:	0	
Number Substantiated:	0	
Number Unsubstantiated:	0	
Number Active CPS Investigations:	0	



DHS, DFCS, Office of Provider Management
Performance-Based Placement Measures
RBWO Provider GA+SCORECARD - CCI



Report Quarter: Q2 FY2017

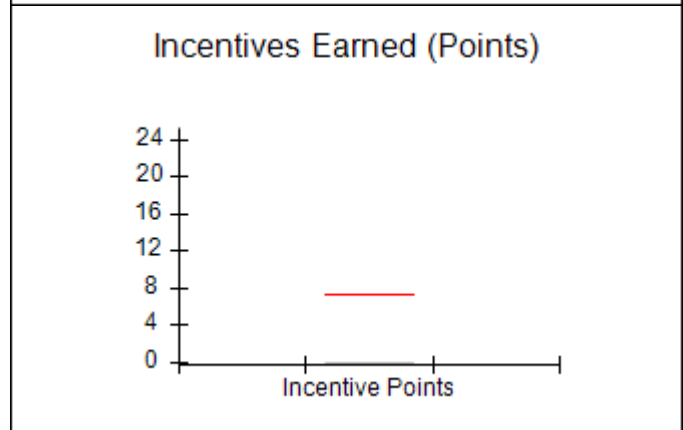
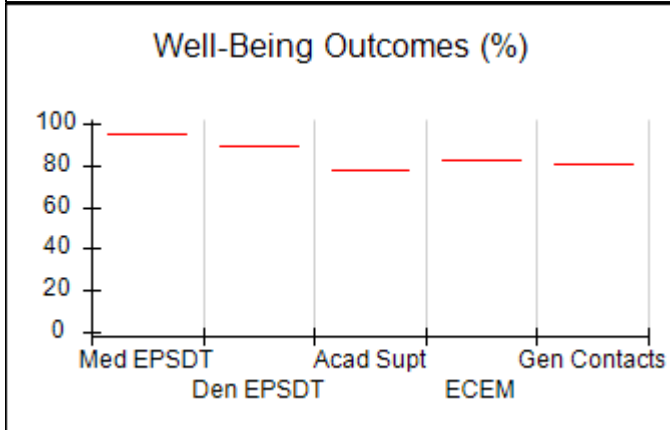
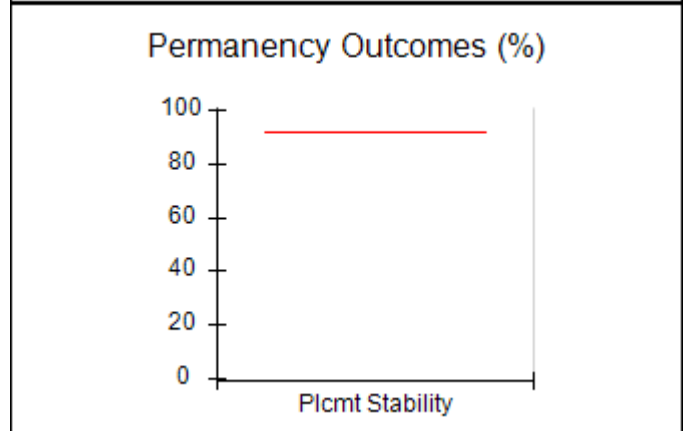
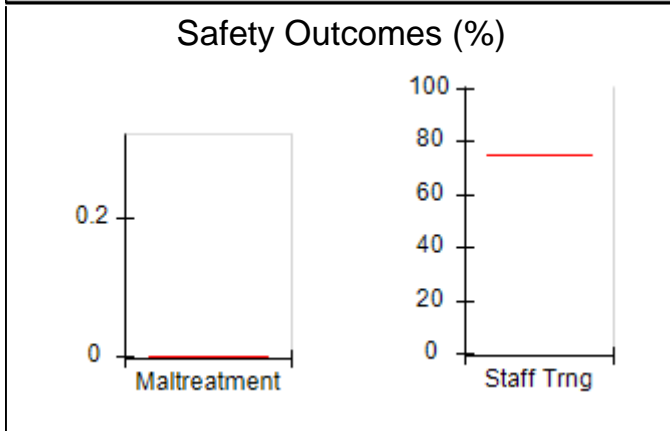
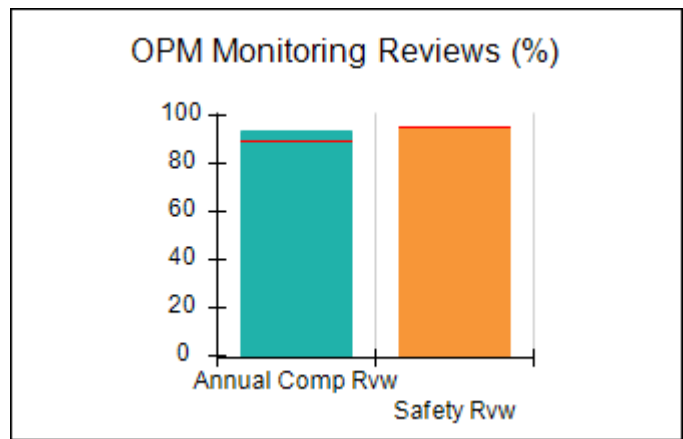
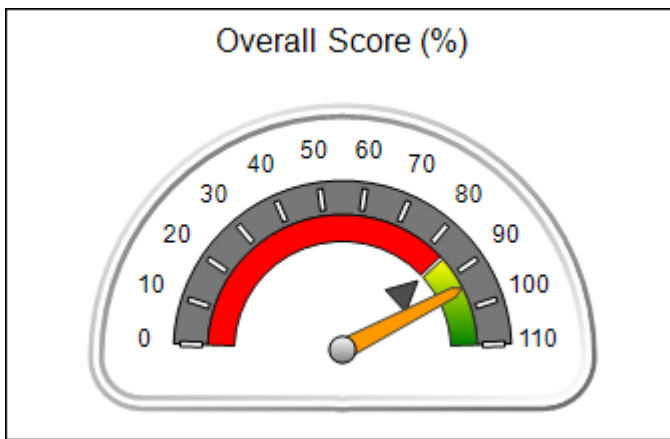
Provider/Program Name: House of Inspiration - (706) - CCI

8958 Saddlewood Dr., Jonesboro, GA 30238 Phone: 678-479-7040 Vendor ID# 35423	Quarterly Scores (Grades)		Current Quarter Score (Grade)
	Q1: 94.23 (A)	Q2: 94.23 (A)	94.23% (A)
	Q3: N/A	Q4: N/A	

Program Census Information:	# Children in Care During Quarter: 0	# Placements During Quarter: 0	# Children in Care On Last Day: 0
-----------------------------	--------------------------------------	--------------------------------	-----------------------------------

Quarterly Provider Comparisons to All CCIs

▼ — indicates average for all CCIs





DHS, DFCS, Office of Provider Management
Performance-Based Placement Measures
RBWO Provider GA+SCORECARD - CCI



Report Quarter: Q2 FY2017

Provider/Program Name: House of Inspiration - (706) - CCI

8958 Saddlewood Dr., Jonesboro, GA 30238 Phone: 678-479-7040 Vendor ID# 35423	Quarterly Scores (Grades)		Current Quarter Score (Grade)
	Q1: 94.23 (A)	Q2: 94.23 (A)	94.23% (A)
	Q3: N/A	Q4: N/A	

Program Census Information:	# Children in Care During Quarter: 0	# Placements During Quarter: 0	# Children in Care On Last Day: 0
-----------------------------	--------------------------------------	--------------------------------	-----------------------------------

	Avg Performance All CCIs (%)	Provider Performance (%)*	Possible Points (Weight)	Provider Points Earned
--	------------------------------	---------------------------	--------------------------	------------------------

OPM Monitoring Reviews

Annual Comprehensive Reviews	89%	94%	25	23.47
Safety Reviews	95%	95%	15	14.22
Monitoring Sub-Total			40	37.69

CCI Safety Outcomes

Incidence of Maltreatment	0.00%	Not Eligible		
Staff Training	75%	Not Eligible		
Safety Sub-Total			N/A	

CCI Permanency Outcomes

Placement Stability	92%	Not Eligible		
Permanency Sub-Total			N/A	

CCI Well-Being Outcomes

EPSDT Medical Visits	94%	Not Eligible		
EPSDT Dental Visits	89%	Not Eligible		
Academic Supports	77%	Not Eligible		
Provider ECEM Visits	83%	Not Eligible		
Provider General Contacts	80%	Not Eligible		
Placements with Siblings	34%	Not Eligible	Not Scored	Not Scored
Placements within Legal County	16%	Not Eligible	Not Scored	Not Scored
Well-Being Sub-Total			N/A	

*Performance calculation descriptions can be found in the FY 2017 RBWO PBP Measurements and Standards Guide.

Monitoring & Outcomes: Possible Points = 40	Points Earned = 37.69
Score Before Incentives Credit	94.23%
Incentives Awarded	0.00 pts
PBP Verification	N/A pts
Total Score	94.23%

Provider/Program Name: House of Inspiration - (706) - CCI



DHS, DFCS, Office of Provider Management
Performance-Based Placement Measures
RBWO Provider GA+SCORECARD - CCI



Report Quarter: Q2 FY2017

Program Census Information:		# Children in Care During Quarter: 0	# Placements During Quarter: 0	# Children in Care On Last Day: 0
CCI Incentive Credits	Avg Performance All CCIs (Points)	Provider Performance (%)*	Possible Points (Weight)	Provider Points Earned
Early EPSDT Medical Visits		Not Eligible	2	
Early EPSDT Dental Visits		Not Eligible	2	
Permanency Contacts		None Planned	5	
Additional Academic Supports		Not Eligible	2	
Active Agency Accreditation		0%	4	0.00
Staff Clinical Licensure		0%	5	0.00
Behavior Management (threshold = 0)		0%	4	
Incentives Total	7.31		24	0.00
Maximum total combined incentive credit allowed is 10 points.			Incentives Awarded	0.00

*Performance calculation descriptions can be found in the FY 2017 RBWO PBP Measurements and Standards Guide.

Child Protective Services Investigations and Dispositions	
The following investigations data, which is not used for scoring but is considered significant to a provider's performance, is from Georgia SHINES and is not considered final or complete until the end of the fiscal year.	
Total Reports:	0
Number Screened In:	0
Number Screened Out:	0
Number Substantiated:	0
Number Unsubstantiated:	0
Number Active CPS Investigations:	0



Performance-Based Placement Measures RBWO Provider GA+SCORECARD - CCI

Report Quarter: Q2 FY2017

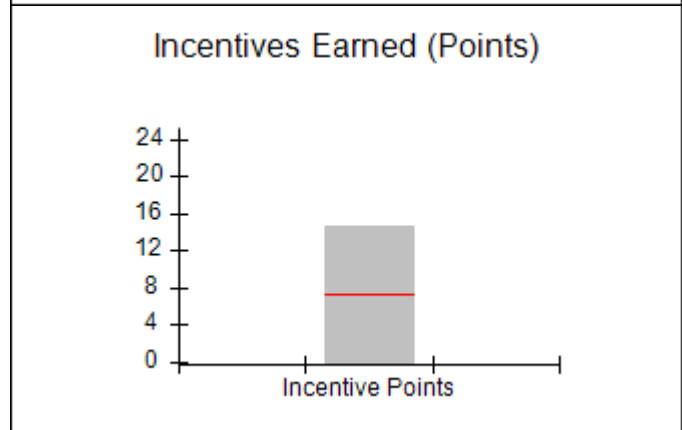
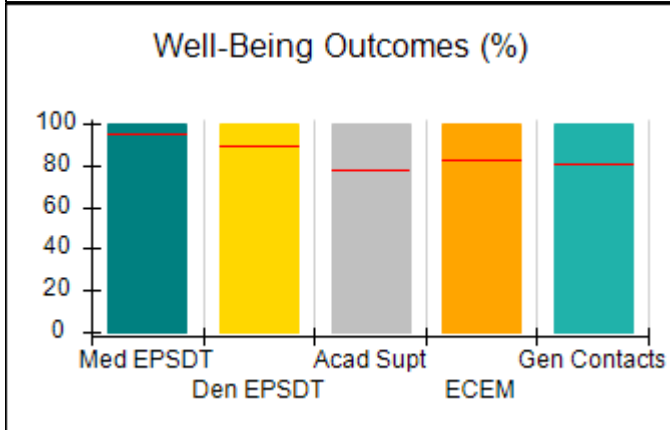
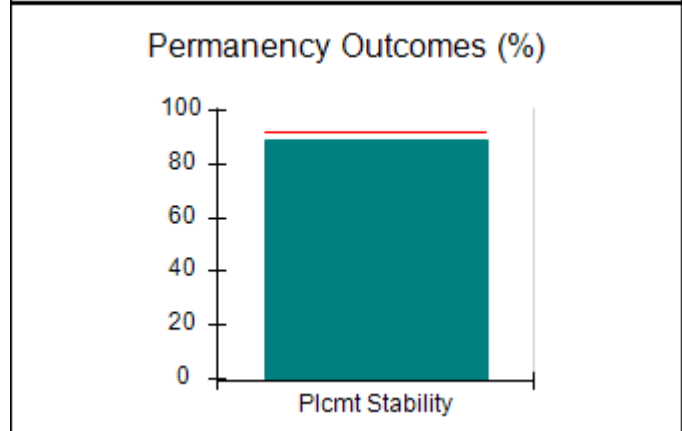
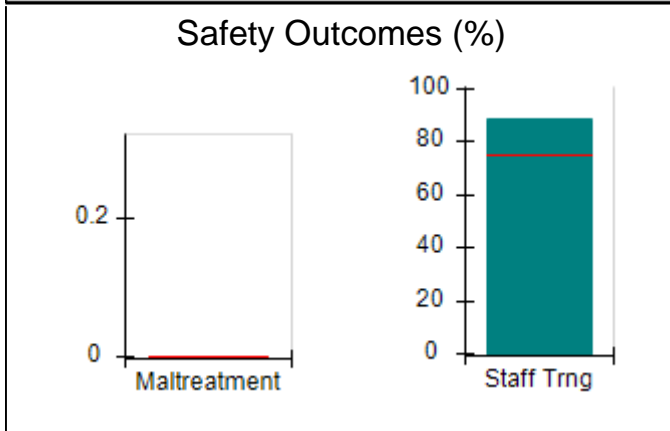
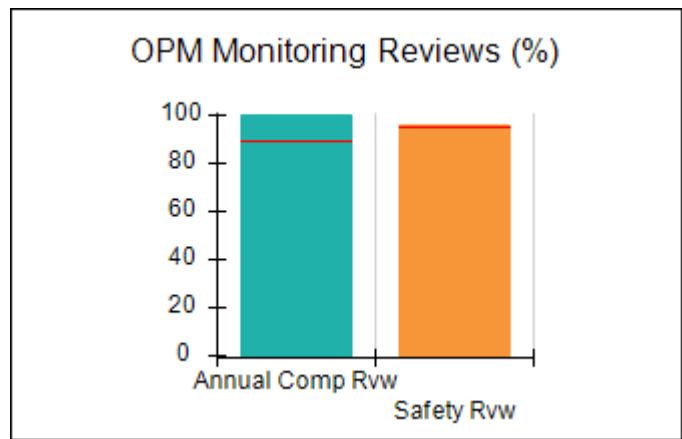
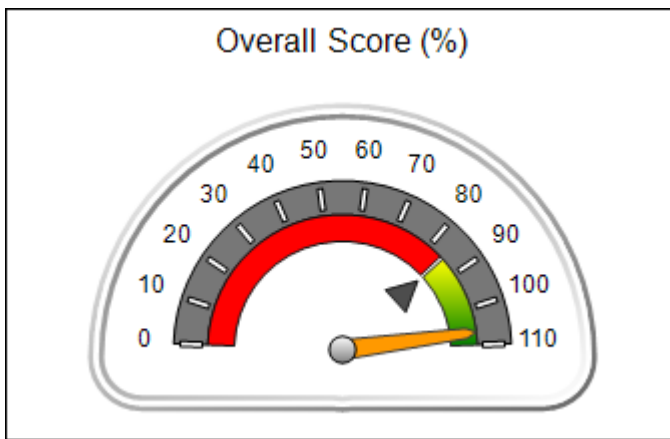
Provider/Program Name: Jesse's House - (614) - CCI

129 Samaritan Dr., Cumming, GA 30040 Phone: 678-947-6217 Vendor ID# 35432	Quarterly Scores (Grades)		Current Quarter Score (Grade)
	Q1: 108.29 (A+)	Q2: 106.62 (A+)	106.62% (A+)
	Q3: N/A	Q4: N/A	

Program Census Information:	# Children in Care During Quarter: 19	# Placements During Quarter: 19	# Children in Care On Last Day: 10
-----------------------------	---------------------------------------	---------------------------------	------------------------------------

Quarterly Provider Comparisons to All CCIs

▼ — indicates average for all CCIs





DHS, DFCS, Office of Provider Management
Performance-Based Placement Measures
RBWO Provider GA+SCORECARD - CCI



Report Quarter: Q2 FY2017

Provider/Program Name: Jesse's House - (614) - CCI				
129 Samaritan Dr., Cumming, GA 30040 Phone: 678-947-6217 Vendor ID# 35432		Quarterly Scores (Grades)		Current Quarter Score (Grade)
		Q1: 108.29 (A+)	Q2: 106.62 (A+)	106.62% (A+)
		Q3: N/A	Q4: N/A	
Program Census Information:		# Children in Care During Quarter: 19	# Placements During Quarter: 19	# Children in Care On Last Day: 10
	Avg Performance All CCIs (%)	Provider Performance (%)*	Possible Points (Weight)	Provider Points Earned
OPM Monitoring Reviews				
Annual Comprehensive Reviews	89%	100%	25	25.00
Safety Reviews	95%	96%	15	14.37
Monitoring Sub-Total			40	39.37
CCI Safety Outcomes				
Incidence of Maltreatment	0.00%	No Substantiated Reports	10	10.00
Staff Training	75%	89%	10	8.90
Safety Sub-Total			20	18.90
CCI Permanency Outcomes				
Placement Stability	92%	89%	15	13.35
Permanency Sub-Total			15	13.35
CCI Well-Being Outcomes				
EPSDT Medical Visits	94%	100%	4	4.00
EPSDT Dental Visits	89%	100%	4	4.00
Academic Supports	77%	100%	3	3.00
Provider ECEM Visits	83%	100%	7	7.00
Provider General Contacts	80%	100%	7	7.00
Placements with Siblings	34%	0%	Not Scored	Not Scored
Placements within Legal County	16%	13%	Not Scored	Not Scored
Well-Being Sub-Total			25	25.00
*Performance calculation descriptions can be found in the FY 2017 RBWO PBP Measurements and Standards Guide.				

Monitoring & Outcomes: Possible Points = 100	Points Earned = 96.62
Score Before Incentives Credit	96.62%
Incentives Awarded	10.00 pts
PBP Verification	N/A pts
Total Score	106.62%



DHS, DFCS, Office of Provider Management
Performance-Based Placement Measures
RBWO Provider GA+SCORECARD - CCI



Report Quarter: Q2 FY2017

Provider/Program Name: Jesse's House - (614) - CCI

Program Census Information:		# Children in Care During Quarter: 19	# Placements During Quarter: 19	# Children in Care On Last Day: 10
CCI Incentive Credits	Avg Performance All CCIs (Points)	Provider Performance (%)*	Possible Points (Weight)	Provider Points Earned
Early EPSDT Medical Visits		100%	2	2.00
Early EPSDT Dental Visits		100%	2	2.00
Permanency Contacts		100%	5	5.00
Additional Academic Supports		82%	2	1.64
Active Agency Accreditation		0%	4	0.00
Staff Clinical Licensure		0%	5	0.00
Behavior Management (threshold = 0)		100%	4	4.00
Incentives Total	7.31		24	14.64
Maximum total combined incentive credit allowed is 10 points.			Incentives Awarded	10.00

*Performance calculation descriptions can be found in the FY 2017 RBWO PBP Measurements and Standards Guide.

Child Protective Services Investigations and Dispositions

The following investigations data, which is not used for scoring but is considered significant to a provider's performance, is from Georgia SHINES and is not considered final or complete until the end of the fiscal year.

Total Reports:	0	
Number Screened In:	0	
Number Screened Out:	0	
Number Substantiated:	0	
Number Unsubstantiated:	0	
Number Active CPS Investigations:	0	



DHS, DFCS, Office of Provider Management
Performance-Based Placement Measures
RBWO Provider GA+SCORECARD - CCI



Report Quarter: Q2 FY2017

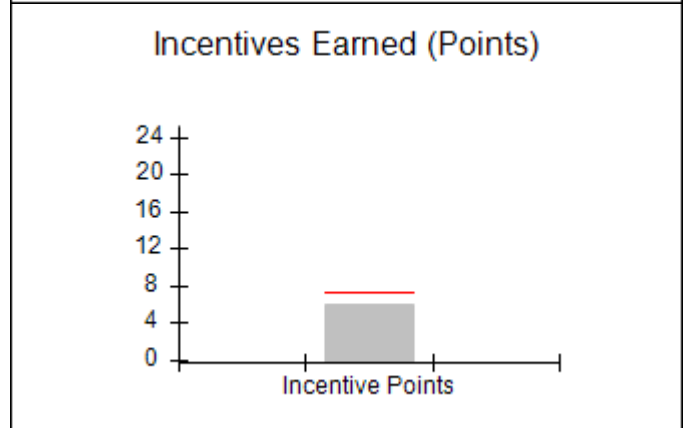
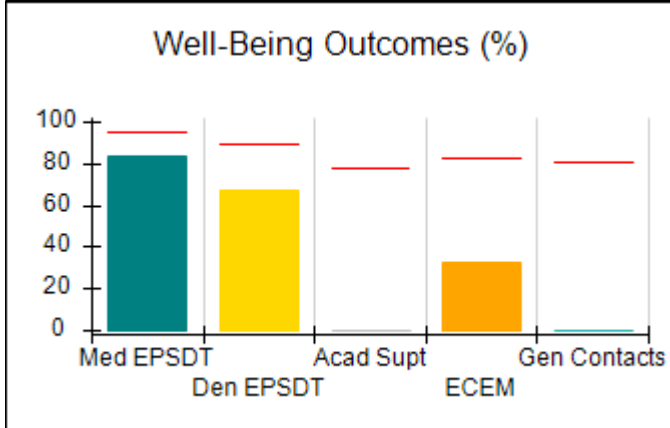
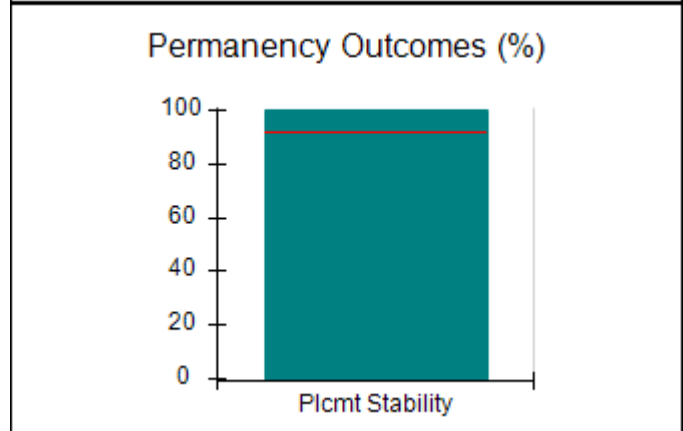
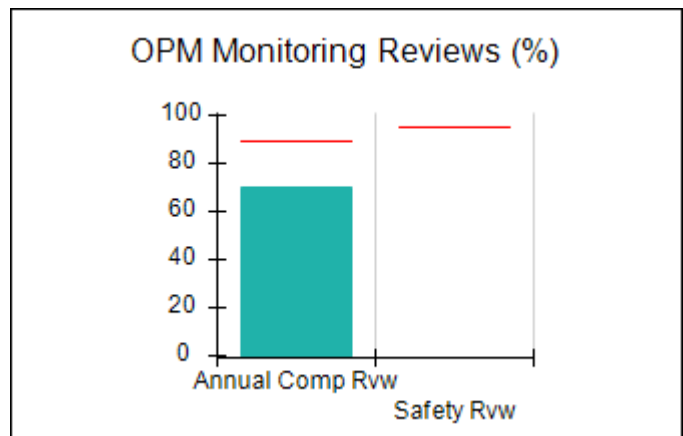
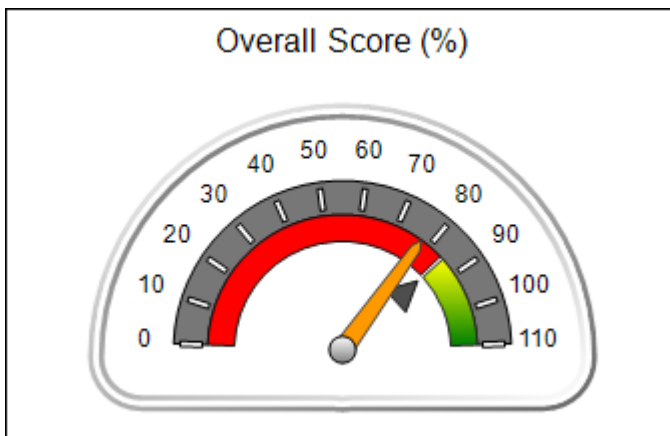
Provider/Program Name: Kenneth B. Walker Residential Home - 11th Avenue (5224) - CCI

3108 11th Avenue, Columbus, GA 31905 Phone: 706-940-0478 Vendor ID# 131998	Quarterly Scores (Grades)		Current Quarter Score (Grade)
	Q1: 74.95 (C)	Q2: 77.44 (C+)	77.44% (C+)
	Q3: N/A	Q4: N/A	

Program Census Information:	# Children in Care During Quarter: 6	# Placements During Quarter: 6	# Children in Care On Last Day: 6
------------------------------------	---	---------------------------------------	--

Quarterly Provider Comparisons to All CCIs

▼ — indicates average for all CCIs





DHS, DFCS, Office of Provider Management
Performance-Based Placement Measures
RBWO Provider GA+SCORECARD - CCI



Report Quarter: Q2 FY2017

Provider/Program Name: Kenneth B. Walker Residential Home - 11th Avenue (5224) - CCI				
3108 11th Avenue, Columbus, GA 31905 Phone: 706-940-0478 Vendor ID# 131998		Quarterly Scores (Grades)		Current Quarter Score (Grade)
		Q1: 74.95 (C)	Q2: 77.44 (C+)	77.44% (C+)
		Q3: N/A	Q4: N/A	
Program Census Information:		# Children in Care During Quarter: 6	# Placements During Quarter: 6	# Children in Care On Last Day: 6
	Avg Performance All CCIs (%)	Provider Performance (%)*	Possible Points (Weight)	Provider Points Earned
OPM Monitoring Reviews				
Annual Comprehensive Reviews	89%	70%	25	17.42
Safety Reviews	95%	Not Yet Conducted		
Monitoring Sub-Total			25	17.42
CCI Safety Outcomes				
Incidence of Maltreatment	0.00%	No Substantiated Reports	10	10.00
Staff Training	75%	100%	10	10.00
Safety Sub-Total			20	20.00
CCI Permanency Outcomes				
Placement Stability	92%	100%	15	15.00
Permanency Sub-Total			15	15.00
CCI Well-Being Outcomes				
EPSDT Medical Visits	94%	83%	4	3.32
EPSDT Dental Visits	89%	67%	4	2.68
Academic Supports	77%	0%	3	0.00
Provider ECEM Visits	83%	33%	7	2.31
Provider General Contacts	80%	0%	7	0.00
Placements with Siblings	34%	0%	Not Scored	Not Scored
Placements within Legal County	16%	Not Eligible	Not Scored	Not Scored
Well-Being Sub-Total			25	8.31
*Performance calculation descriptions can be found in the FY 2017 RBWO PBP Measurements and Standards Guide.				

Monitoring & Outcomes: Possible Points = 85	Points Earned = 60.73
Score Before Incentives Credit	71.44%
Incentives Awarded	6.00 pts
PBP Verification	N/A pts
Total Score	77.44%



DHS, DFCS, Office of Provider Management
Performance-Based Placement Measures
RBWO Provider GA+SCORECARD - CCI



Report Quarter: Q2 FY2017

Provider/Program Name: Kenneth B. Walker Residential Home - 11th Avenue (5224) - CCI

Program Census Information:		# Children in Care During Quarter: 6	# Placements During Quarter: 6	# Children in Care On Last Day: 6
CCI Incentive Credits	Avg Performance All CCIs (Points)	Provider Performance (%)*	Possible Points (Weight)	Provider Points Earned
Early EPSDT Medical Visits		0%	2	0.00
Early EPSDT Dental Visits		0%	2	0.00
Permanency Contacts		0%	5	0.00
Additional Academic Supports		0%	2	0.00
Active Agency Accreditation		50%	4	2.00
Staff Clinical Licensure		0%	5	0.00
Behavior Management (threshold = 0)		100%	4	4.00
Incentives Total	7.31		24	6.00
Maximum total combined incentive credit allowed is 10 points.			Incentives Awarded	6.00

*Performance calculation descriptions can be found in the FY 2017 RBWO PBP Measurements and Standards Guide.

Child Protective Services Investigations and Dispositions

The following investigations data, which is not used for scoring but is considered significant to a provider's performance, is from Georgia SHINES and is not considered final or complete until the end of the fiscal year.

Total Reports:	0	
Number Screened In:	0	
Number Screened Out:	0	
Number Substantiated:	0	
Number Unsubstantiated:	0	
Number Active CPS Investigations:	0	



DHS, DFCS, Office of Provider Management
Performance-Based Placement Measures
RBWO Provider GA+SCORECARD - CCI



Report Quarter: Q2 FY2017

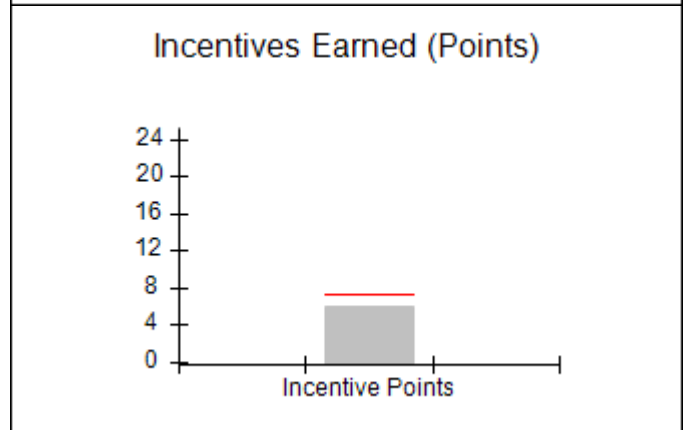
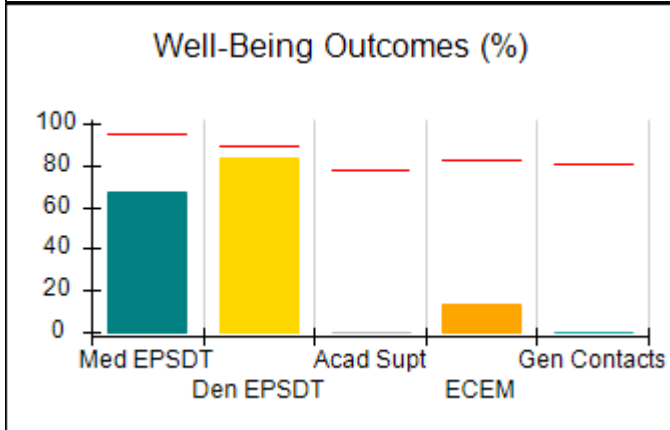
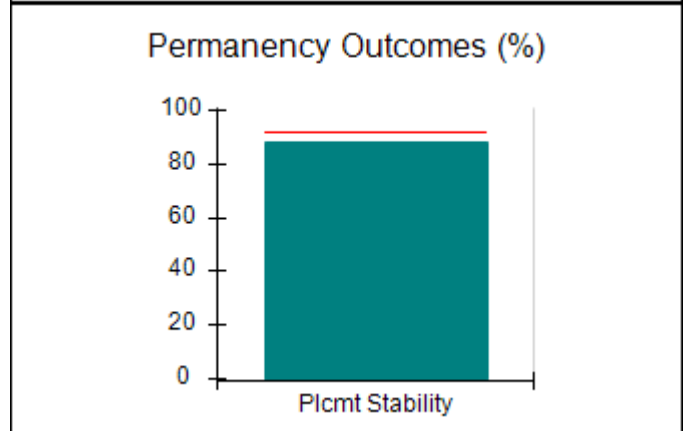
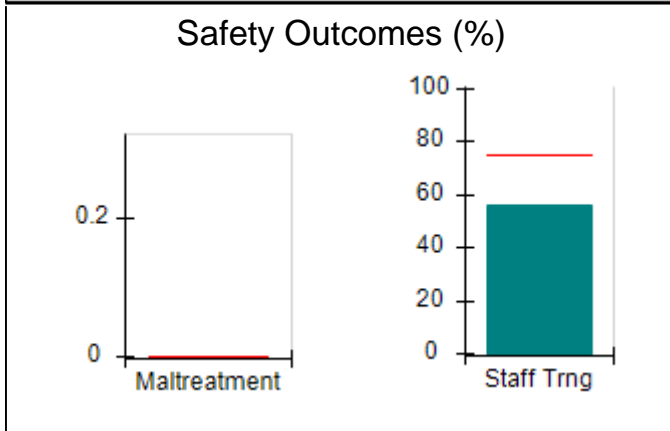
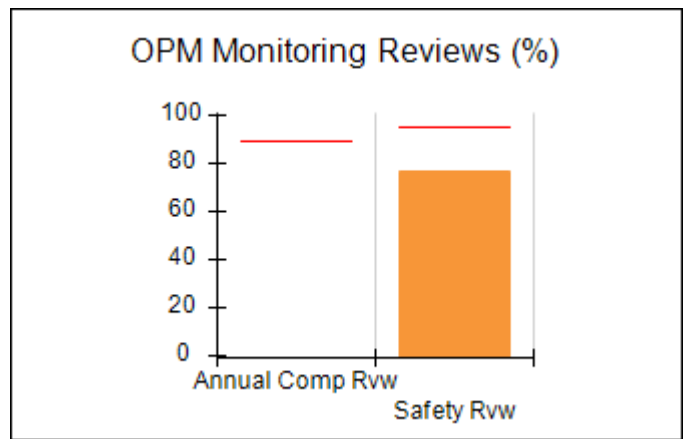
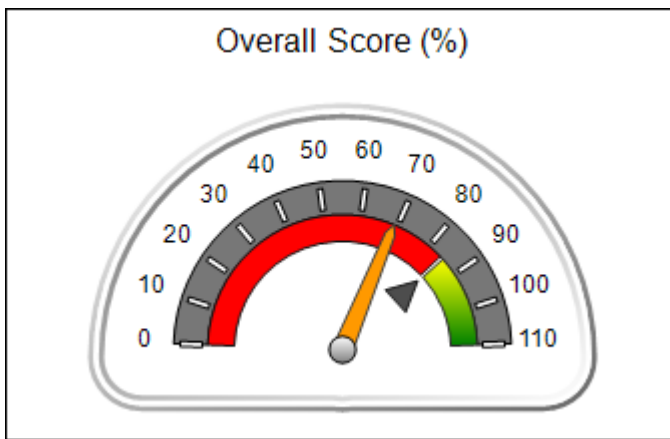
Provider/Program Name: Kenneth B. Walker Residential Home - Amos (5223) - CCI

2305 Amos Street, Columbus, GA 31906 Phone: 706-940-0478 Vendor ID# 86536	Quarterly Scores (Grades)		Current Quarter Score (Grade)
	Q1: 75.78 (C)	Q2: 69.01 (D+)	69.01% (D+)
	Q3: N/A	Q4: N/A	

Program Census Information:	# Children in Care During Quarter: 8	# Placements During Quarter: 8	# Children in Care On Last Day: 4
-----------------------------	--------------------------------------	--------------------------------	-----------------------------------

Quarterly Provider Comparisons to All CCIs

▼ — indicates average for all CCIs





DHS, DFCS, Office of Provider Management
Performance-Based Placement Measures
RBWO Provider GA+SCORECARD - CCI



Report Quarter: Q2 FY2017

Provider/Program Name: Kenneth B. Walker Residential Home - Amos (5223) - CCI				
2305 Amos Street, Columbus, GA 31906 Phone: 706-940-0478 Vendor ID# 86536		Quarterly Scores (Grades)		Current Quarter Score (Grade)
		Q1: 75.78 (C)	Q2: 69.01 (D+)	69.01% (D+)
		Q3: N/A	Q4: N/A	
Program Census Information:		# Children in Care During Quarter: 8	# Placements During Quarter: 8	# Children in Care On Last Day: 4
	Avg Performance All CCIs (%)	Provider Performance (%)*	Possible Points (Weight)	Provider Points Earned
OPM Monitoring Reviews				
Annual Comprehensive Reviews	89%	Not Yet Conducted		
Safety Reviews	95%	77%	15	11.48
Monitoring Sub-Total			15	11.48
CCI Safety Outcomes				
Incidence of Maltreatment	0.00%	No Substantiated Reports	10	10.00
Staff Training	75%	56%	10	5.60
Safety Sub-Total			20	15.60
CCI Permanency Outcomes				
Placement Stability	92%	88%	15	13.20
Permanency Sub-Total			15	13.20
CCI Well-Being Outcomes				
EPSDT Medical Visits	94%	67%	4	2.68
EPSDT Dental Visits	89%	83%	4	3.32
Academic Supports	77%	0%	3	0.00
Provider ECEM Visits	83%	14%	7	0.98
Provider General Contacts	80%	0%	7	0.00
Placements with Siblings	34%	100%	Not Scored	Not Scored
Placements within Legal County	16%	0%	Not Scored	Not Scored
Well-Being Sub-Total			25	6.98
*Performance calculation descriptions can be found in the FY 2017 RBWO PBP Measurements and Standards Guide.				

Monitoring & Outcomes: Possible Points = 75	Points Earned = 47.26
Score Before Incentives Credit	63.01%
Incentives Awarded	6.00 pts
PBP Verification	N/A pts
Total Score	69.01%



DHS, DFCS, Office of Provider Management
Performance-Based Placement Measures
RBWO Provider GA+SCORECARD - CCI



Report Quarter: Q2 FY2017

Provider/Program Name: Kenneth B. Walker Residential Home - Amos (5223) - CCI

Program Census Information:		# Children in Care During Quarter: 8	# Placements During Quarter: 8	# Children in Care On Last Day: 4
CCI Incentive Credits	Avg Performance All CCIs (Points)	Provider Performance (%)*	Possible Points (Weight)	Provider Points Earned
Early EPSDT Medical Visits		0%	2	0.00
Early EPSDT Dental Visits		0%	2	0.00
Permanency Contacts		0%	5	0.00
Additional Academic Supports		0%	2	0.00
Active Agency Accreditation		50%	4	2.00
Staff Clinical Licensure		0%	5	0.00
Behavior Management (threshold = 0)		100%	4	4.00
Incentives Total	7.31		24	6.00
Maximum total combined incentive credit allowed is 10 points.			Incentives Awarded	6.00

*Performance calculation descriptions can be found in the FY 2017 RBWO PBP Measurements and Standards Guide.

Child Protective Services Investigations and Dispositions

The following investigations data, which is not used for scoring but is considered significant to a provider's performance, is from Georgia SHINES and is not considered final or complete until the end of the fiscal year.

Total Reports:	0	
Number Screened In:	0	
Number Screened Out:	0	
Number Substantiated:	0	
Number Unsubstantiated:	0	
Number Active CPS Investigations:	0	



DHS, DFCS, Office of Provider Management
Performance-Based Placement Measures
RBWO Provider GA+SCORECARD - CCI



Report Quarter: Q2 FY2017

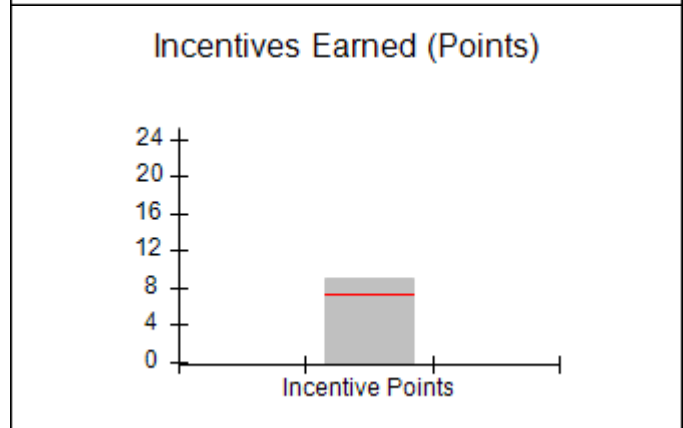
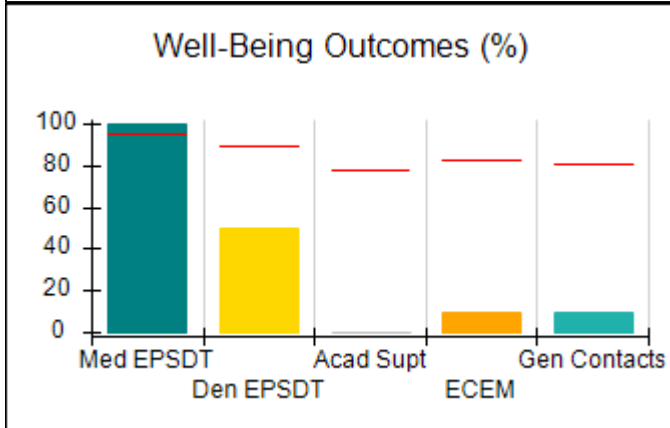
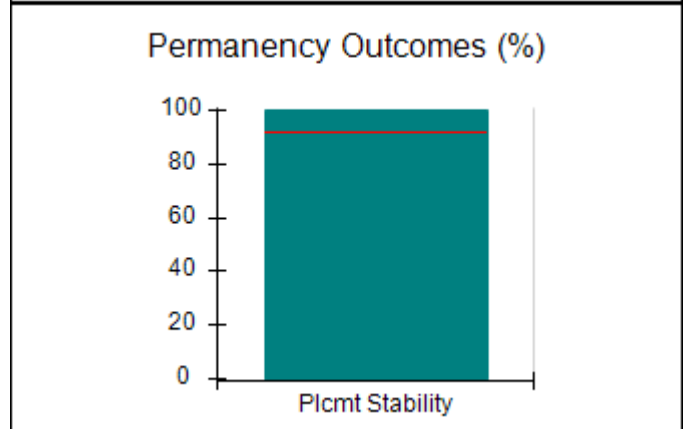
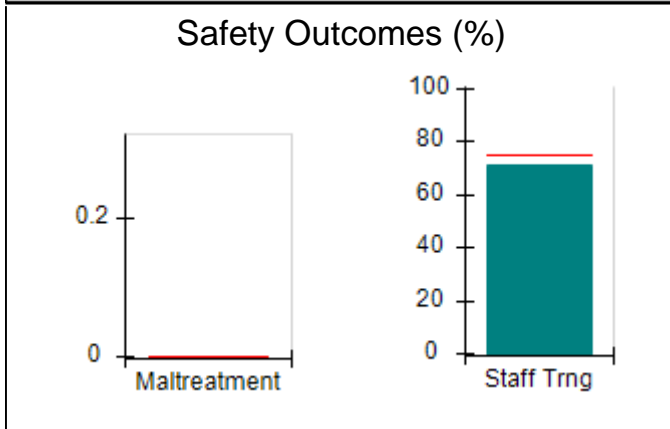
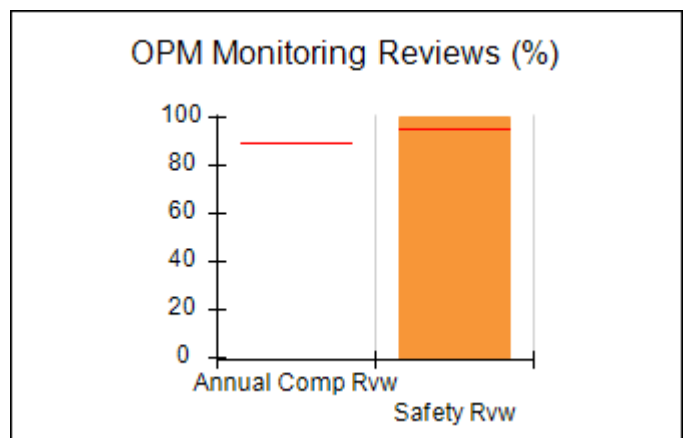
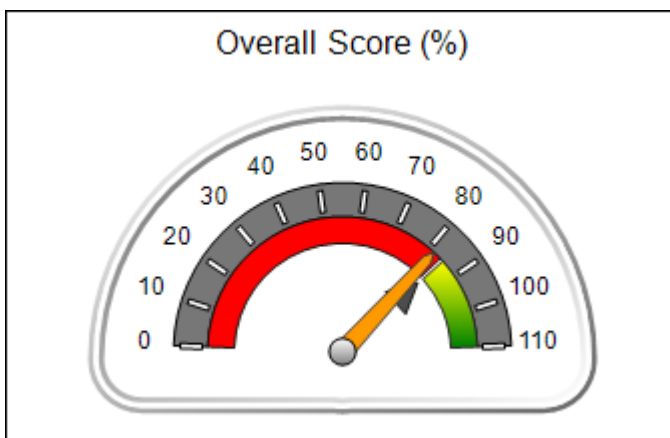
Provider/Program Name: Kenneth B. Walker Residential Home - Bunche (5222) - CCI

5790 Bunche Street, Columbus, GA 31907 Phone: 706-940-0478 Vendor ID# 132000	Quarterly Scores (Grades)		Current Quarter Score (Grade)
	Q1: 77.19 (C+)	Q2: 81.67 (B-)	81.67%
	Q3: N/A	Q4: N/A	(B-)

Program Census Information:	# Children in Care During Quarter: 6	# Placements During Quarter: 6	# Children in Care On Last Day: 4
------------------------------------	---	---------------------------------------	--

Quarterly Provider Comparisons to All CCIs

▼ — indicates average for all CCIs





DHS, DFCS, Office of Provider Management
Performance-Based Placement Measures
RBWO Provider GA+SCORECARD - CCI



Report Quarter: Q2 FY2017

Provider/Program Name: Kenneth B. Walker Residential Home - Bunche (5222) - CCI				
5790 Bunche Street, Columbus, GA 31907 Phone: 706-940-0478 Vendor ID# 132000		Quarterly Scores (Grades)		Current Quarter Score (Grade)
		Q1: 77.19 (C+)	Q2: 81.67 (B-)	81.67% (B-)
		Q3: N/A	Q4: N/A	
Program Census Information:		# Children in Care During Quarter: 6	# Placements During Quarter: 6	# Children in Care On Last Day: 4
	Avg Performance All CCIs (%)	Provider Performance (%)*	Possible Points (Weight)	Provider Points Earned
OPM Monitoring Reviews				
Annual Comprehensive Reviews	89%	Not Yet Conducted		
Safety Reviews	95%	100%	15	15.00
Monitoring Sub-Total			15	15.00
CCI Safety Outcomes				
Incidence of Maltreatment	0.00%	No Substantiated Reports	10	10.00
Staff Training	75%	71%	10	7.10
Safety Sub-Total			20	17.10
CCI Permanency Outcomes				
Placement Stability	92%	100%	15	15.00
Permanency Sub-Total			15	15.00
CCI Well-Being Outcomes				
EPSDT Medical Visits	94%	100%	4	4.00
EPSDT Dental Visits	89%	50%	4	2.00
Academic Supports	77%	0%	3	0.00
Provider ECEM Visits	83%	10%	7	0.70
Provider General Contacts	80%	10%	7	0.70
Placements with Siblings	34%	Not Eligible	Not Scored	Not Scored
Placements within Legal County	16%	0%	Not Scored	Not Scored
Well-Being Sub-Total			25	7.40
*Performance calculation descriptions can be found in the FY 2017 RBWO PBP Measurements and Standards Guide.				

Monitoring & Outcomes: Possible Points = 75	Points Earned = 54.50
Score Before Incentives Credit	72.67%
Incentives Awarded	9.00 pts
PBP Verification	N/A pts
Total Score	81.67%



DHS, DFCS, Office of Provider Management
Performance-Based Placement Measures
RBWO Provider GA+SCORECARD - CCI



Report Quarter: Q2 FY2017

Provider/Program Name: Kenneth B. Walker Residential Home - Bunche (5222) - CCI

Program Census Information:		# Children in Care During Quarter: 6	# Placements During Quarter: 6	# Children in Care On Last Day: 4
CCI Incentive Credits	Avg Performance All CCIs (Points)	Provider Performance (%)*	Possible Points (Weight)	Provider Points Earned
Early EPSDT Medical Visits		100%	2	2.00
Early EPSDT Dental Visits		50%	2	1.00
Permanency Contacts		0%	5	0.00
Additional Academic Supports		0%	2	0.00
Active Agency Accreditation		50%	4	2.00
Staff Clinical Licensure		0%	5	0.00
Behavior Management (threshold = 0)		100%	4	4.00
Incentives Total	7.31		24	9.00
Maximum total combined incentive credit allowed is 10 points.			Incentives Awarded	9.00

*Performance calculation descriptions can be found in the FY 2017 RBWO PBP Measurements and Standards Guide.

Child Protective Services Investigations and Dispositions	
The following investigations data, which is not used for scoring but is considered significant to a provider's performance, is from Georgia SHINES and is not considered final or complete until the end of the fiscal year.	
Total Reports:	0
Number Screened In:	0
Number Screened Out:	0
Number Substantiated:	0
Number Unsubstantiated:	1
Number Active CPS Investigations:	-1



DHS, DFCS, Office of Provider Management
Performance-Based Placement Measures
RBWO Provider GA+SCORECARD - CCI



Report Quarter: Q2 FY2017

One or more parameters were not specified for the subreport, 'Subreport2', located at:
/PBP_FY2017_ScoreCard_CCI.



Performance-Based Placement Measures RBWO Provider GA+SCORECARD - CCI

Report Quarter: Q2 FY2017

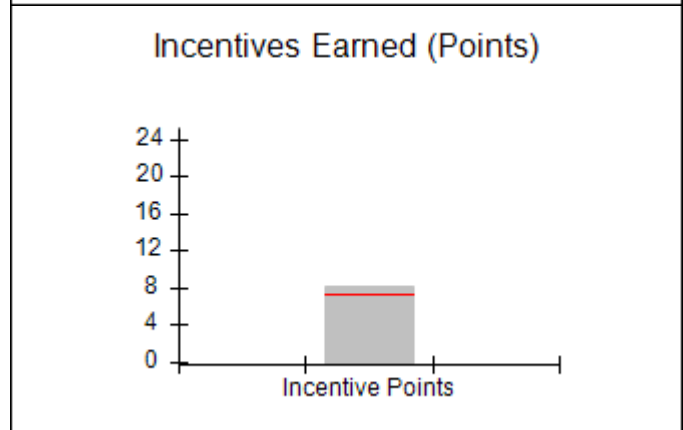
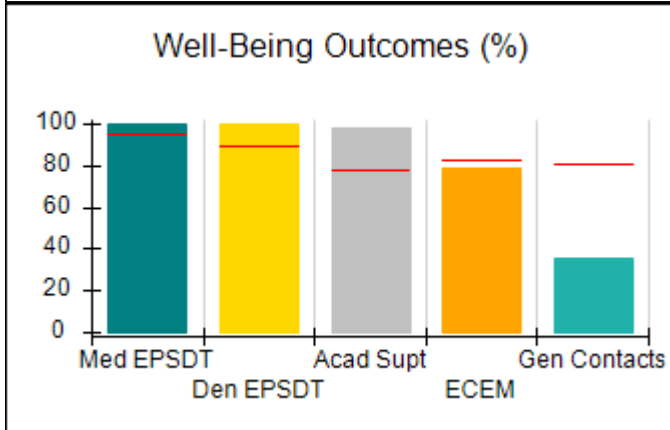
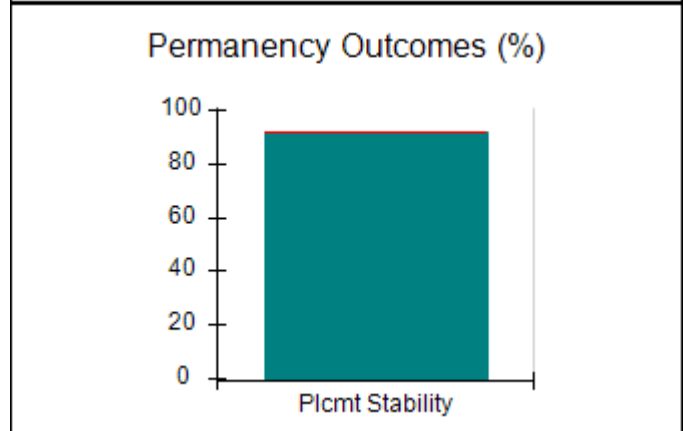
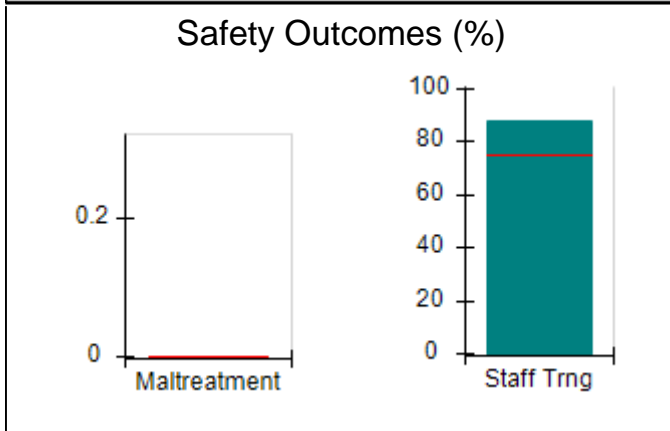
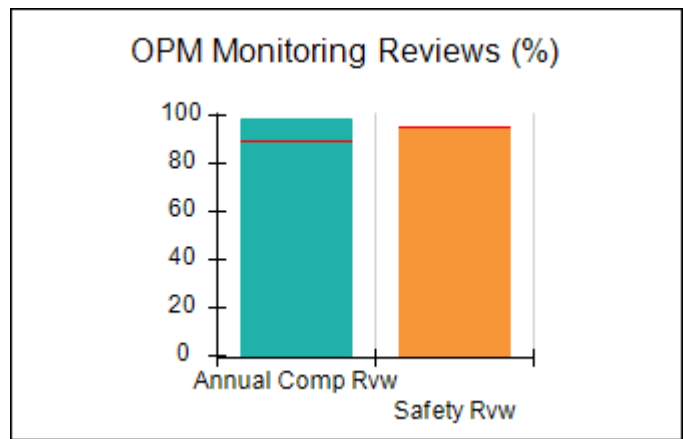
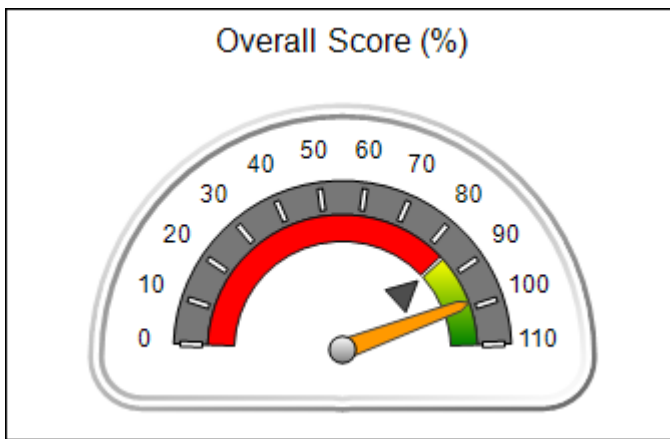
Provider/Program Name: Kidspace - Bowdon Residential Campus (715) - CCI

101 Kidspace Dr., Bowdon, GA 30108 Phone: 770-437-7200 Vendor ID# 35437	Quarterly Scores (Grades)		Current Quarter Score (Grade)
	Q1: 95.53 (A)	Q2: 98.51 (A+)	98.51% (A+)
	Q3: N/A	Q4: N/A	

Program Census Information:	# Children in Care During Quarter: 24	# Placements During Quarter: 24	# Children in Care On Last Day: 17
-----------------------------	---------------------------------------	---------------------------------	------------------------------------

Quarterly Provider Comparisons to All CCIs

▼ — indicates average for all CCIs





DHS, DFCS, Office of Provider Management
Performance-Based Placement Measures
RBWO Provider GA+SCORECARD - CCI



Report Quarter: Q2 FY2017

Provider/Program Name: Kidspeace - Bowdon Residential Campus (715) - CCI				
101 Kidspeace Dr., Bowdon, GA 30108 Phone: 770-437-7200 Vendor ID# 35437		Quarterly Scores (Grades)		Current Quarter Score (Grade)
		Q1: 95.53 (A)	Q2: 98.51 (A+)	98.51% (A+)
		Q3: N/A	Q4: N/A	
Program Census Information:		# Children in Care During Quarter: 24	# Placements During Quarter: 24	# Children in Care On Last Day: 17
	Avg Performance All CCIs (%)	Provider Performance (%)*	Possible Points (Weight)	Provider Points Earned
OPM Monitoring Reviews				
Annual Comprehensive Reviews	89%	98%	25	24.56
Safety Reviews	95%	95%	15	14.29
Monitoring Sub-Total			40	38.85
CCI Safety Outcomes				
Incidence of Maltreatment	0.00%	No Substantiated Reports	10	10.00
Staff Training	75%	88%	10	8.80
Safety Sub-Total			20	18.80
CCI Permanency Outcomes				
Placement Stability	92%	92%	15	13.80
Permanency Sub-Total			15	13.80
CCI Well-Being Outcomes				
EPSDT Medical Visits	94%	100%	4	4.00
EPSDT Dental Visits	89%	100%	4	4.00
Academic Supports	77%	98%	3	2.94
Provider ECEM Visits	83%	79%	7	5.53
Provider General Contacts	80%	36%	7	2.52
Placements with Siblings	34%	Not Eligible	Not Scored	Not Scored
Placements within Legal County	16%	0%	Not Scored	Not Scored
Well-Being Sub-Total			25	18.99

*Performance calculation descriptions can be found in the FY 2017 RBWO PBP Measurements and Standards Guide.

Monitoring & Outcomes: Possible Points = 100	Points Earned = 90.44
Score Before Incentives Credit	90.44%
Incentives Awarded	8.07 pts
PBP Verification	N/A pts
Total Score	98.51%



DHS, DFCS, Office of Provider Management
Performance-Based Placement Measures
RBWO Provider GA+SCORECARD - CCI



Report Quarter: Q2 FY2017

Provider/Program Name: Kidspeace - Bowdon Residential Campus (715) - CCI

Program Census Information:		# Children in Care During Quarter: 24	# Placements During Quarter: 24	# Children in Care On Last Day: 17
CCI Incentive Credits	Avg Performance All CCIs (Points)	Provider Performance (%)*	Possible Points (Weight)	Provider Points Earned
Early EPSDT Medical Visits		100%	2	2.00
Early EPSDT Dental Visits		71%	2	1.42
Permanency Contacts		13%	5	0.65
Additional Academic Supports		0%	2	0.00
Active Agency Accreditation		100%	4	4.00
Staff Clinical Licensure		0%	5	0.00
Behavior Management (threshold = 0)		0%	4	0.00
Incentives Total	7.31		24	8.07
Maximum total combined incentive credit allowed is 10 points.			Incentives Awarded	8.07

*Performance calculation descriptions can be found in the FY 2017 RBWO PBP Measurements and Standards Guide.

Child Protective Services Investigations and Dispositions

The following investigations data, which is not used for scoring but is considered significant to a provider's performance, is from Georgia SHINES and is not considered final or complete until the end of the fiscal year.

Total Reports:	2	
Number Screened In:	1	
Number Screened Out:	1	
Number Substantiated:	0	
Number Unsubstantiated:	0	
Number Active CPS Investigations:	1	



DHS, DFCS, Office of Provider Management
Performance-Based Placement Measures
RBWO Provider GA+SCORECARD - CCI



Report Quarter: Q2 FY2017

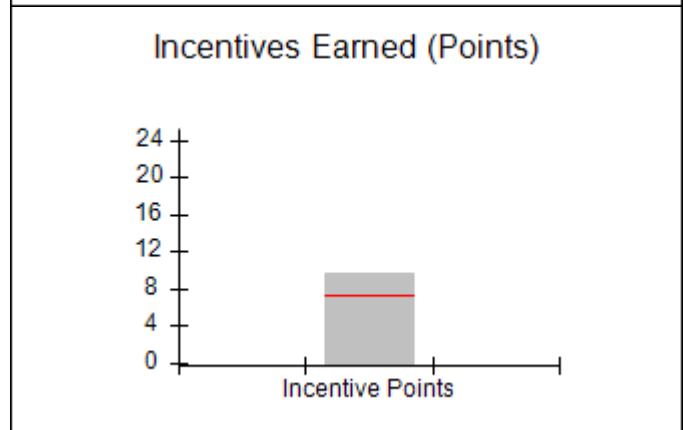
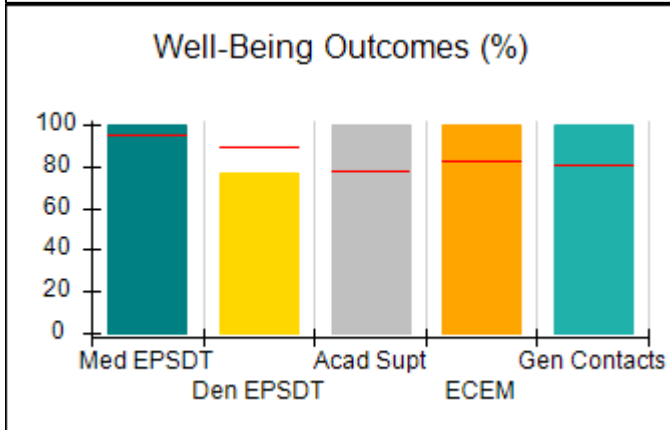
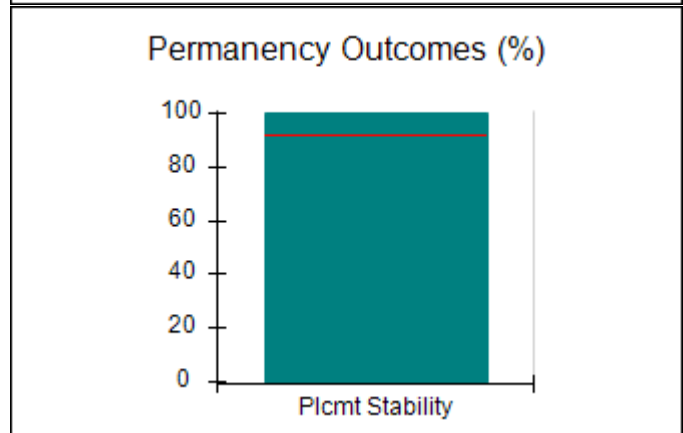
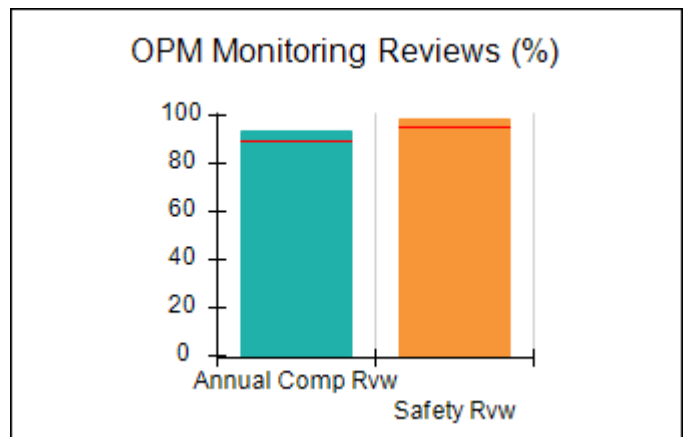
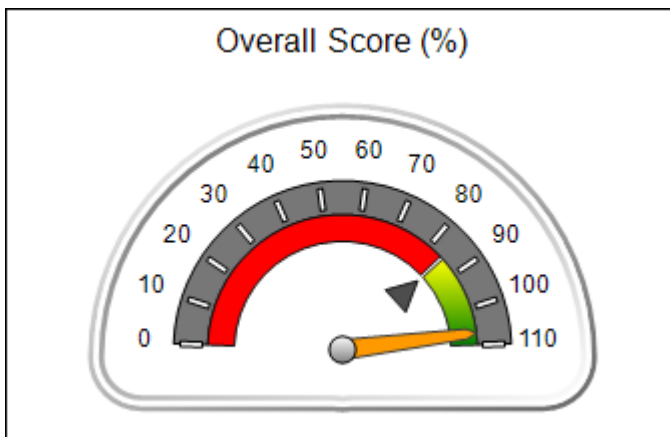
Provider/Program Name: Liberty County Children's Home - dba Gabriel's House (725) - CCI

6145 E. Oglethorpe Highway, Midway, GA 31320 Phone: 912-876-4500 Vendor ID# 35444	Quarterly Scores (Grades)		Current Quarter Score (Grade)
	Q1: 103.78 (A+)	Q2: 106.80 (A+)	106.80% (A+)
	Q3: N/A	Q4: N/A	

Program Census Information:	# Children in Care During Quarter: 17	# Placements During Quarter: 17	# Children in Care On Last Day: 16
-----------------------------	---------------------------------------	---------------------------------	------------------------------------

Quarterly Provider Comparisons to All CCIs

▼ — indicates average for all CCIs





DHS, DFCS, Office of Provider Management
Performance-Based Placement Measures
RBWO Provider GA+SCORECARD - CCI



Report Quarter: Q2 FY2017

Provider/Program Name: Liberty County Children's Home - dba Gabriel's House (725) - CCI				
6145 E. Oglethorpe Highway, Midway, GA 31320 Phone: 912-876-4500 Vendor ID# 35444		Quarterly Scores (Grades)		Current Quarter Score (Grade)
		Q1: 103.78 (A+)	Q2: 106.80 (A+)	106.80% (A+)
		Q3: N/A	Q4: N/A	
Program Census Information:		# Children in Care During Quarter: 17	# Placements During Quarter: 17	# Children in Care On Last Day: 16
	Avg Performance All CCIs (%)	Provider Performance (%)*	Possible Points (Weight)	Provider Points Earned
OPM Monitoring Reviews				
Annual Comprehensive Reviews	89%	93%	25	23.33
Safety Reviews	95%	99%	15	14.79
Monitoring Sub-Total			40	38.12
CCI Safety Outcomes				
Incidence of Maltreatment	0.00%	No Substantiated Reports	10	10.00
Staff Training	75%	100%	10	10.00
Safety Sub-Total			20	20.00
CCI Permanency Outcomes				
Placement Stability	92%	100%	15	15.00
Permanency Sub-Total			15	15.00
CCI Well-Being Outcomes				
EPSDT Medical Visits	94%	100%	4	4.00
EPSDT Dental Visits	89%	77%	4	3.08
Academic Supports	77%	100%	3	3.00
Provider ECEM Visits	83%	100%	7	7.00
Provider General Contacts	80%	100%	7	7.00
Placements with Siblings	34%	78%	Not Scored	Not Scored
Placements within Legal County	16%	33%	Not Scored	Not Scored
Well-Being Sub-Total			25	24.08
*Performance calculation descriptions can be found in the FY 2017 RBWO PBP Measurements and Standards Guide.				

Monitoring & Outcomes: Possible Points = 100	Points Earned = 97.20
Score Before Incentives Credit	97.20%
Incentives Awarded	9.60 pts
PBP Verification	N/A pts
Total Score	106.80%



DHS, DFCS, Office of Provider Management
Performance-Based Placement Measures
RBWO Provider GA+SCORECARD - CCI



Report Quarter: Q2 FY2017

Provider/Program Name: Liberty County Children's Home - dba Gabriel's House (725) - CCI

Program Census Information:		# Children in Care During Quarter: 17	# Placements During Quarter: 17	# Children in Care On Last Day: 16
CCI Incentive Credits	Avg Performance All CCIs (Points)	Provider Performance (%)*	Possible Points (Weight)	Provider Points Earned
Early EPSDT Medical Visits		100%	2	2.00
Early EPSDT Dental Visits		80%	2	1.60
Permanency Contacts		None Planned	5	
Additional Academic Supports		100%	2	2.00
Active Agency Accreditation		0%	4	0.00
Staff Clinical Licensure		0%	5	0.00
Behavior Management (threshold = 0)		100%	4	4.00
Incentives Total	7.31		24	9.60
Maximum total combined incentive credit allowed is 10 points.			Incentives Awarded	9.60

*Performance calculation descriptions can be found in the FY 2017 RBWO PBP Measurements and Standards Guide.

Child Protective Services Investigations and Dispositions	
The following investigations data, which is not used for scoring but is considered significant to a provider's performance, is from Georgia SHINES and is not considered final or complete until the end of the fiscal year.	
Total Reports:	0
Number Screened In:	0
Number Screened Out:	0
Number Substantiated:	0
Number Unsubstantiated:	0
Number Active CPS Investigations:	0



DHS, DFCS, Office of Provider Management
Performance-Based Placement Measures
RBWO Provider GA+SCORECARD - CCI



Report Quarter: Q2 FY2017

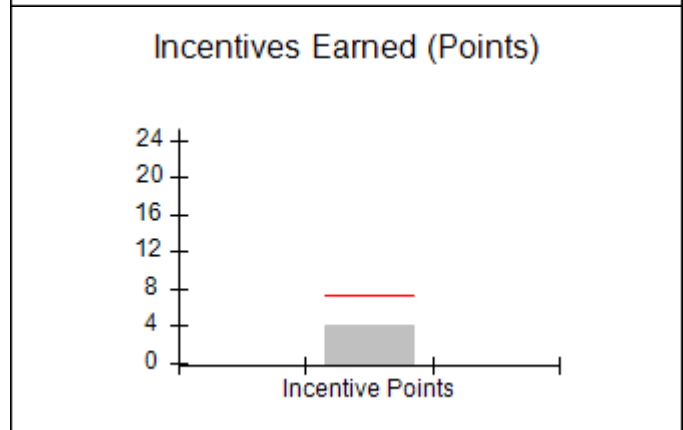
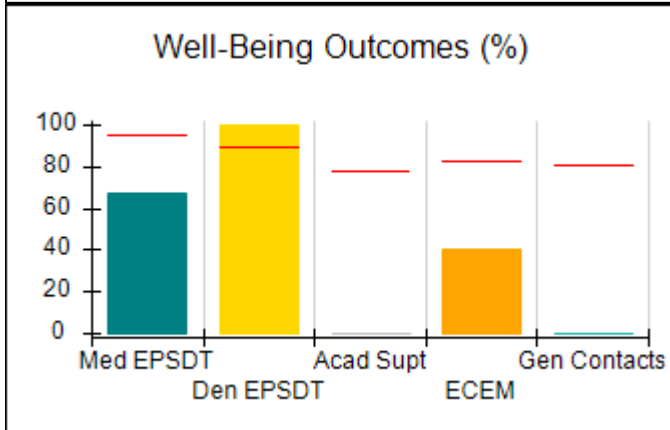
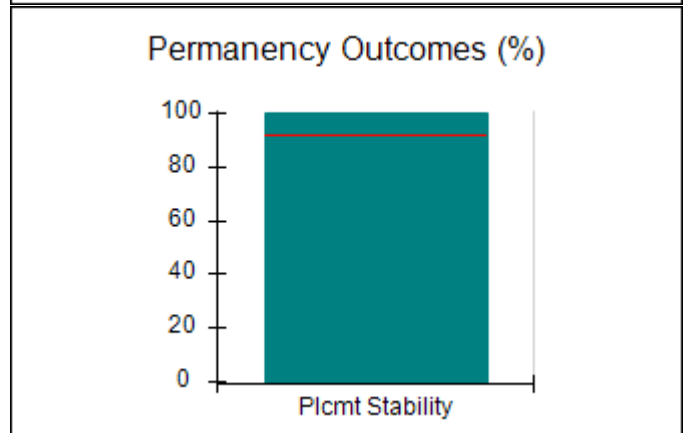
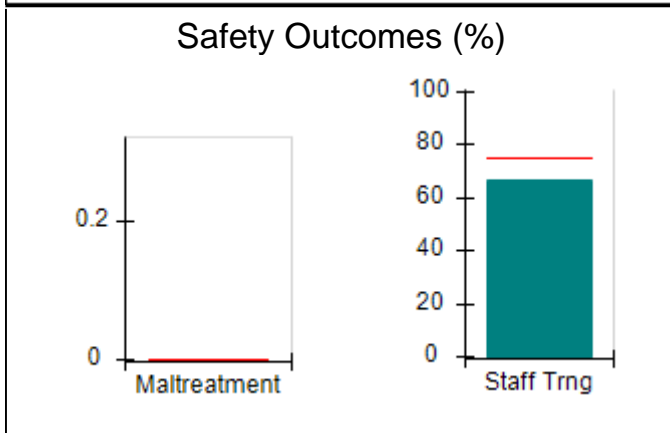
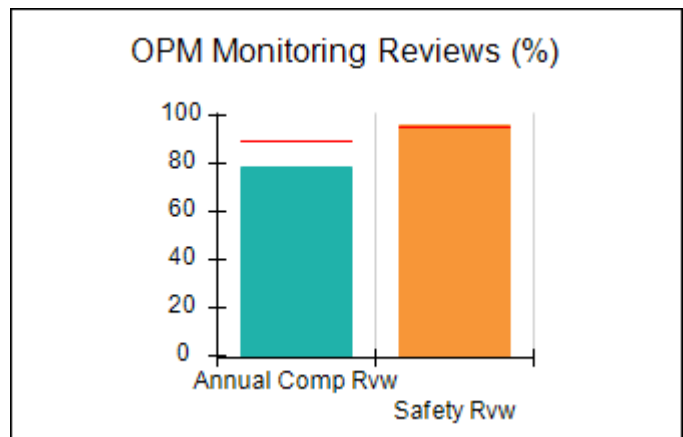
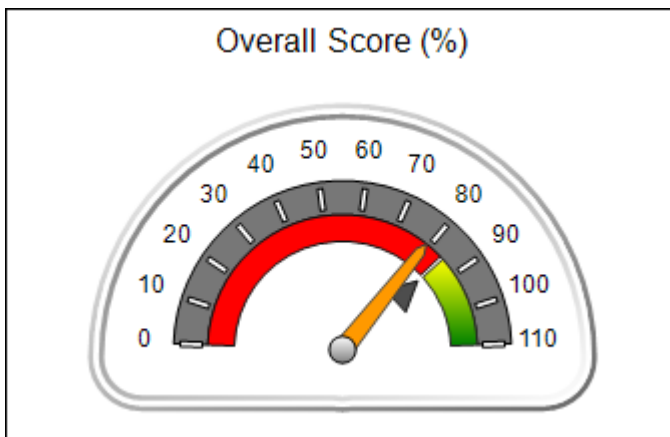
Provider/Program Name: Light of Hope and Love Ministry, Inc. - Heritage House (5143) - CCI

3117 Macedonia Court, Powder Springs, GA 30127 Phone: 770-906-1190 Vendor ID# 115384	Quarterly Scores (Grades)		Current Quarter Score (Grade)
	Q1: 98.84 (A+)	Q2: 79.06 (C+)	79.06% (C+)
	Q3: N/A	Q4: N/A	

Program Census Information:	# Children in Care During Quarter: 4	# Placements During Quarter: 4	# Children in Care On Last Day: 2
-----------------------------	--------------------------------------	--------------------------------	-----------------------------------

Quarterly Provider Comparisons to All CCIs

▼ — indicates average for all CCIs





DHS, DFCS, Office of Provider Management
Performance-Based Placement Measures
RBWO Provider GA+SCORECARD - CCI



Report Quarter: Q2 FY2017

Provider/Program Name: Light of Hope and Love Ministry, Inc. - Heritage House (5143) - CCI				
3117 Macedonia Court, Powder Springs, GA 30127 Phone: 770-906-1190 Vendor ID# 115384		Quarterly Scores (Grades)		Current Quarter Score (Grade)
		Q1: 98.84 (A+)	Q2: 79.06 (C+)	79.06% (C+)
		Q3: N/A	Q4: N/A	
Program Census Information:		# Children in Care During Quarter: 4	# Placements During Quarter: 4	# Children in Care On Last Day: 2
	Avg Performance All CCIs (%)	Provider Performance (%)*	Possible Points (Weight)	Provider Points Earned
OPM Monitoring Reviews				
Annual Comprehensive Reviews	89%	78%	25	19.51
Safety Reviews	95%	96%	15	14.37
Monitoring Sub-Total			40	33.88
CCI Safety Outcomes				
Incidence of Maltreatment	0.00%	No Substantiated Reports	10	10.00
Staff Training	75%	67%	10	6.70
Safety Sub-Total			20	16.70
CCI Permanency Outcomes				
Placement Stability	92%	100%	15	15.00
Permanency Sub-Total			15	15.00
CCI Well-Being Outcomes				
EPSDT Medical Visits	94%	67%	4	2.68
EPSDT Dental Visits	89%	100%	4	4.00
Academic Supports	77%	0%	3	0.00
Provider ECEM Visits	83%	40%	7	2.80
Provider General Contacts	80%	0%	7	0.00
Placements with Siblings	34%	Not Eligible	Not Scored	Not Scored
Placements within Legal County	16%	0%	Not Scored	Not Scored
Well-Being Sub-Total			25	9.48
*Performance calculation descriptions can be found in the FY 2017 RBWO PBP Measurements and Standards Guide.				

Monitoring & Outcomes: Possible Points = 100	Points Earned = 75.06
Score Before Incentives Credit	75.06%
Incentives Awarded	4.00 pts
PBP Verification	N/A pts
Total Score	79.06%



DHS, DFCS, Office of Provider Management
Performance-Based Placement Measures
RBWO Provider GA+SCORECARD - CCI



Report Quarter: Q2 FY2017

Provider/Program Name: Light of Hope and Love Ministry, Inc. - Heritage House (5143) - CCI

Program Census Information:		# Children in Care During Quarter: 4	# Placements During Quarter: 4	# Children in Care On Last Day: 2
CCI Incentive Credits	Avg Performance All CCIs (Points)	Provider Performance (%)*	Possible Points (Weight)	Provider Points Earned
Early EPSDT Medical Visits		0%	2	0.00
Early EPSDT Dental Visits		Not Eligible	2	
Permanency Contacts		0%	5	0.00
Additional Academic Supports		0%	2	0.00
Active Agency Accreditation		0%	4	0.00
Staff Clinical Licensure		0%	5	0.00
Behavior Management (threshold = 0)		100%	4	4.00
Incentives Total	7.31		24	4.00
Maximum total combined incentive credit allowed is 10 points.			Incentives Awarded	4.00

*Performance calculation descriptions can be found in the FY 2017 RBWO PBP Measurements and Standards Guide.

Child Protective Services Investigations and Dispositions	
The following investigations data, which is not used for scoring but is considered significant to a provider's performance, is from Georgia SHINES and is not considered final or complete until the end of the fiscal year.	
Total Reports:	1
Number Screened In:	1
Number Screened Out:	0
Number Substantiated:	0
Number Unsubstantiated:	1
Number Active CPS Investigations:	0



DHS, DFCS, Office of Provider Management
Performance-Based Placement Measures
RBWO Provider GA+SCORECARD - CCI



Report Quarter: Q2 FY2017

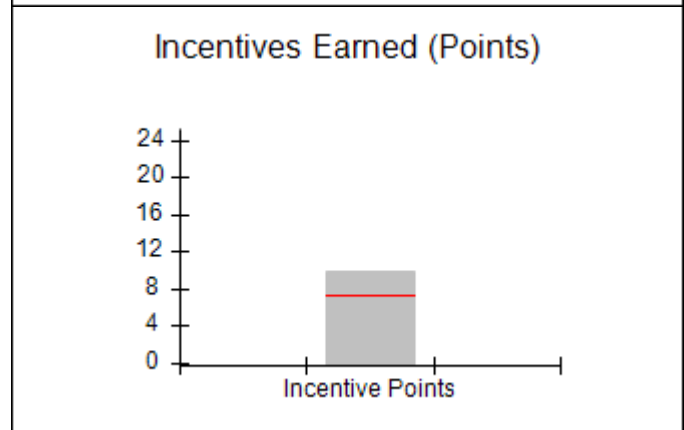
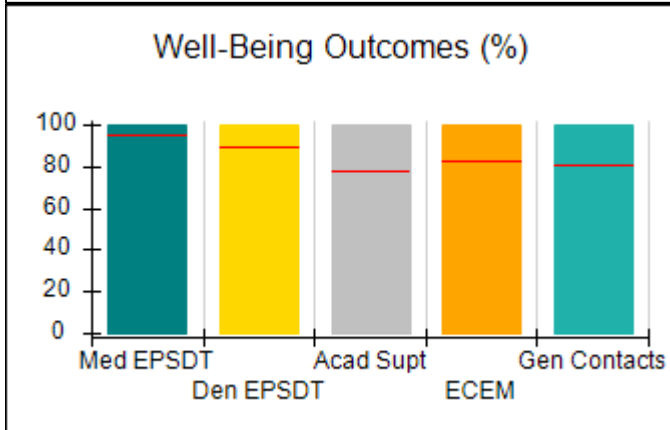
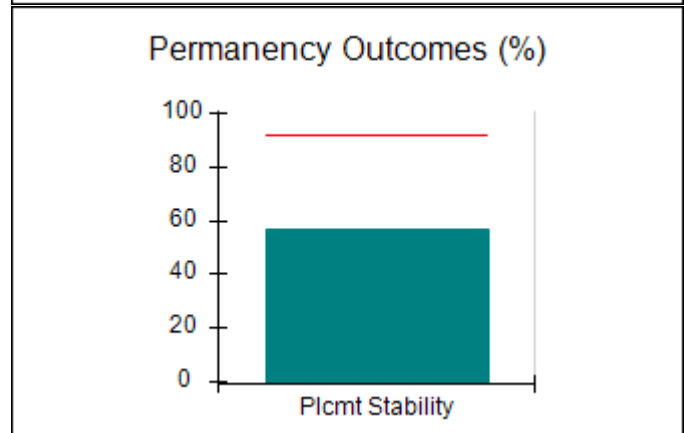
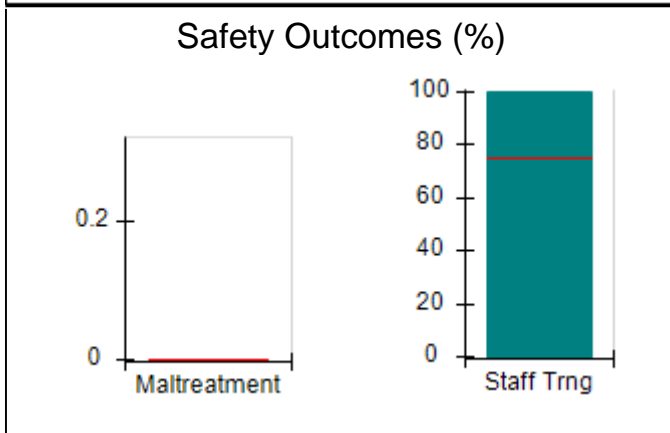
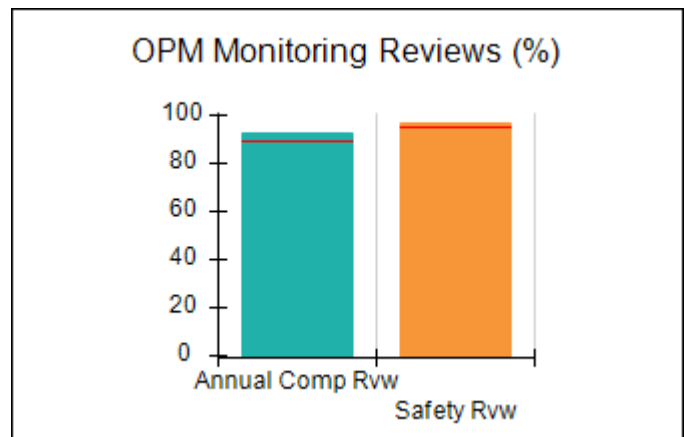
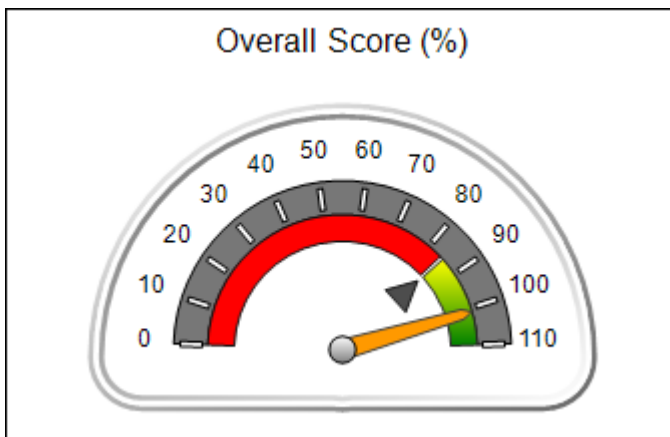
Provider/Program Name: Little Debbie's Second Chance Home, Inc. - (formerly Celine's Place) (884) - CCI

1768 Young Rd., Lithonia, GA 30058 Phone: 404-296-1311 Vendor ID# 35260	Quarterly Scores (Grades)		Current Quarter Score (Grade)
	Q1: 100.22 (A+)	Q2: 101.05 (A+)	101.05% (A+)
	Q3: N/A	Q4: N/A	

Program Census Information:	# Children in Care During Quarter: 7	# Placements During Quarter: 7	# Children in Care On Last Day: 3
-----------------------------	--------------------------------------	--------------------------------	-----------------------------------

Quarterly Provider Comparisons to All CCIs

▼ — indicates average for all CCIs





DHS, DFCS, Office of Provider Management
Performance-Based Placement Measures
RBWO Provider GA+SCORECARD - CCI



Report Quarter: Q2 FY2017

Provider/Program Name: Little Debbie's Second Chance Home, Inc. - (formerly Celine's Place) (884) - CCI

1768 Young Rd., Lithonia, GA 30058 Phone: 404-296-1311 Vendor ID# 35260	Quarterly Scores (Grades)		Current Quarter Score (Grade)
	Q1: 100.22 (A+)	Q2: 101.05 (A+)	101.05%
	Q3: N/A	Q4: N/A	(A+)

Program Census Information:	# Children in Care During Quarter: 7	# Placements During Quarter: 7	# Children in Care On Last Day: 3
------------------------------------	---	---------------------------------------	--

	Avg Performance All CCIs (%)	Provider Performance (%)*	Possible Points (Weight)	Provider Points Earned
--	-------------------------------------	----------------------------------	---------------------------------	-------------------------------

OPM Monitoring Reviews

Annual Comprehensive Reviews	89%	92%	25	23.08
Safety Reviews	95%	97%	15	14.56
Monitoring Sub-Total			40	37.64

CCI Safety Outcomes

Incidence of Maltreatment	0.00%	No Substantiated Reports	10	10.00
Staff Training	75%	100%	10	10.00
Safety Sub-Total			20	20.00

CCI Permanency Outcomes

Placement Stability	92%	57%	15	8.55
Permanency Sub-Total			15	8.55

CCI Well-Being Outcomes

EPSDT Medical Visits	94%	100%	4	4.00
EPSDT Dental Visits	89%	100%	4	4.00
Academic Supports	77%	100%	3	3.00
Provider ECEM Visits	83%	100%	7	7.00
Provider General Contacts	80%	100%	7	7.00
Placements with Siblings	34%	0%	Not Scored	Not Scored
Placements within Legal County	16%	50%	Not Scored	Not Scored
Well-Being Sub-Total			25	25.00

*Performance calculation descriptions can be found in the FY 2017 RBWO PBP Measurements and Standards Guide.

Monitoring & Outcomes: Possible Points = 100		Points Earned = 91.19	
Score Before Incentives Credit			91.19%
Incentives Awarded			9.86 pts
PBP Verification			N/A pts
Total Score			101.05%



DHS, DFCS, Office of Provider Management
Performance-Based Placement Measures
RBWO Provider GA+SCORECARD - CCI



Report Quarter: Q2 FY2017

Provider/Program Name: Little Debbie's Second Chance Home, Inc. - (formerly Celine's Place) (884) - CCI

Program Census Information:		# Children in Care During Quarter: 7	# Placements During Quarter: 7	# Children in Care On Last Day: 3
CCI Incentive Credits	Avg Performance All CCIs (Points)	Provider Performance (%)*	Possible Points (Weight)	Provider Points Earned
Early EPSDT Medical Visits		100%	2	2.00
Early EPSDT Dental Visits		100%	2	2.00
Permanency Contacts		None Planned	5	
Additional Academic Supports		93%	2	1.86
Active Agency Accreditation		0%	4	0.00
Staff Clinical Licensure		0%	5	0.00
Behavior Management (threshold = 0)		100%	4	4.00
Incentives Total	7.31		24	9.86
Maximum total combined incentive credit allowed is 10 points.			Incentives Awarded	9.86

*Performance calculation descriptions can be found in the FY 2017 RBWO PBP Measurements and Standards Guide.

Child Protective Services Investigations and Dispositions	
The following investigations data, which is not used for scoring but is considered significant to a provider's performance, is from Georgia SHINES and is not considered final or complete until the end of the fiscal year.	
Total Reports:	0
Number Screened In:	0
Number Screened Out:	0
Number Substantiated:	0
Number Unsubstantiated:	0
Number Active CPS Investigations:	0



Performance-Based Placement Measures RBWO Provider GA+SCORECARD - CCI

Report Quarter: Q2 FY2017

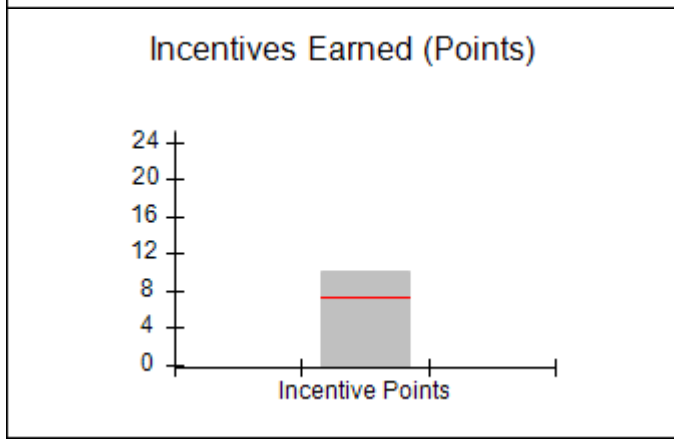
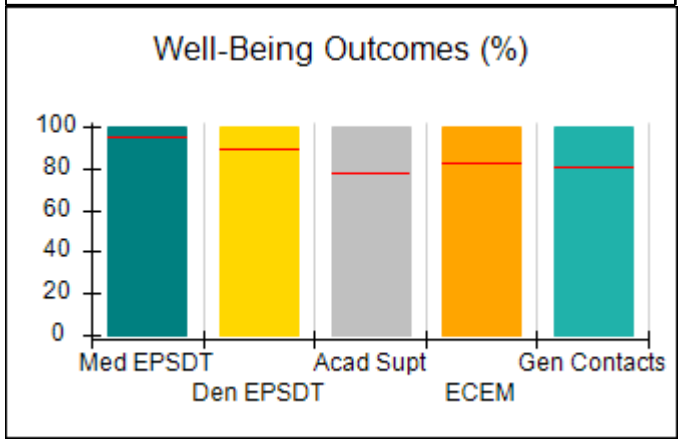
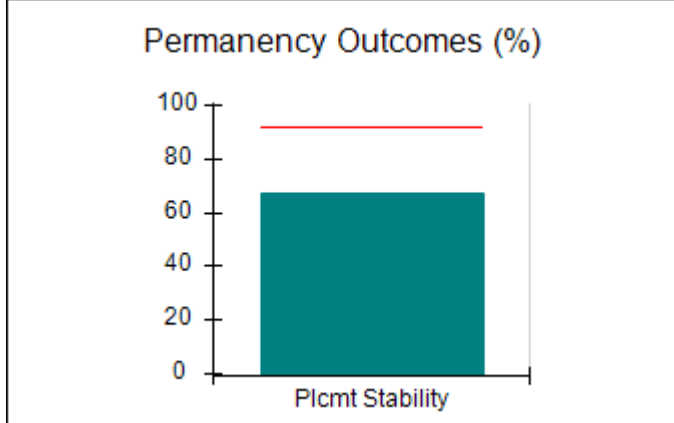
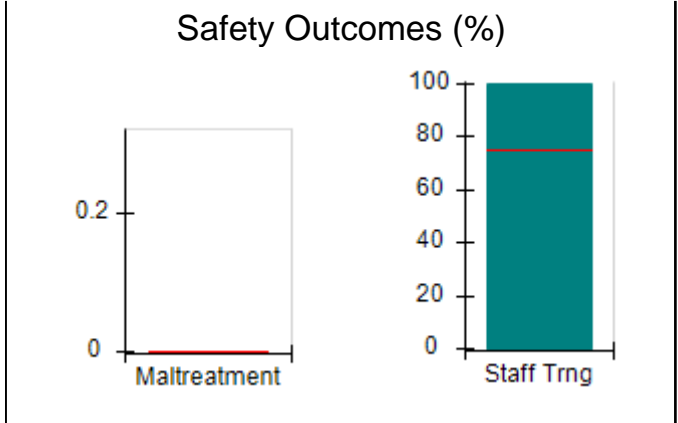
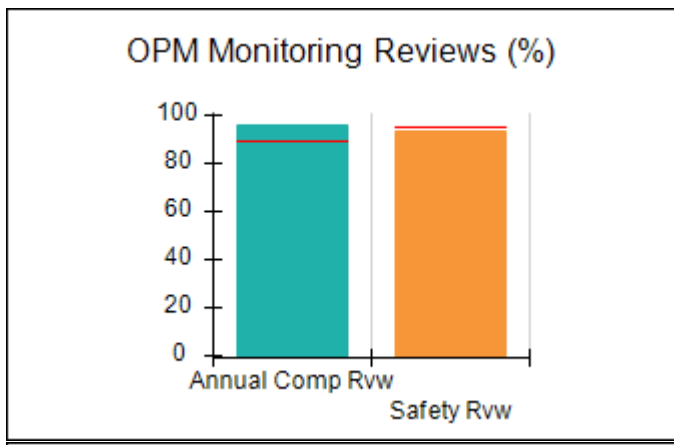
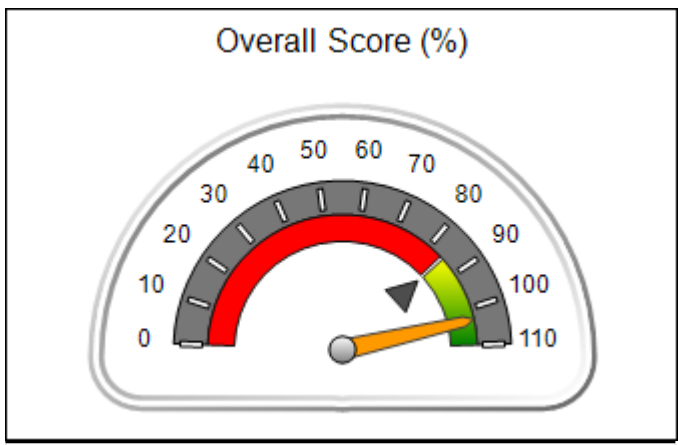
Provider/Program Name: Little Debbie's Second Chance Home, Inc. - Boys to Men (1042) - CCI

5224 Shawn Lane, Stone Mountain, GA 30088 Phone: 770-686-5169 Vendor ID# 73965	Quarterly Scores (Grades)		Current Quarter Score (Grade)
	Q1: 104.22 (A+)	Q2: 103.19 (A+)	103.19% (A+)
	Q3: N/A	Q4: N/A	

Program Census Information:	# Children in Care During Quarter: 9	# Placements During Quarter: 9	# Children in Care On Last Day: 6
-----------------------------	--------------------------------------	--------------------------------	-----------------------------------

Quarterly Provider Comparisons to All CCIs

▼ — indicates average for all CCIs





DHS, DFCS, Office of Provider Management
Performance-Based Placement Measures
RBWO Provider GA+SCORECARD - CCI



Report Quarter: Q2 FY2017

Provider/Program Name: Little Debbie's Second Chance Home, Inc. - Boys to Men (1042) - CCI

5224 Shawn Lane, Stone Mountain, GA 30088 Phone: 770-686-5169 Vendor ID# 73965	Quarterly Scores (Grades)		Current Quarter Score (Grade)
	Q1: 104.22 (A+)	Q2: 103.19 (A+)	103.19%
	Q3: N/A	Q4: N/A	(A+)

Program Census Information:	# Children in Care During Quarter: 9	# Placements During Quarter: 9	# Children in Care On Last Day: 6
-----------------------------	--------------------------------------	--------------------------------	-----------------------------------

	Avg Performance All CCIs (%)	Provider Performance (%)*	Possible Points (Weight)	Provider Points Earned
--	------------------------------	---------------------------	--------------------------	------------------------

OPM Monitoring Reviews

Annual Comprehensive Reviews	89%	96%	25	24.09
Safety Reviews	95%	94%	15	14.05
Monitoring Sub-Total			40	38.14

CCI Safety Outcomes

Incidence of Maltreatment	0.00%	No Substantiated Reports	10	10.00
Staff Training	75%	100%	10	10.00
Safety Sub-Total			20	20.00

CCI Permanency Outcomes

Placement Stability	92%	67%	15	10.05
Permanency Sub-Total			15	10.05

CCI Well-Being Outcomes

EPSDT Medical Visits	94%	100%	4	4.00
EPSDT Dental Visits	89%	100%	4	4.00
Academic Supports	77%	100%	3	3.00
Provider ECEM Visits	83%	100%	7	7.00
Provider General Contacts	80%	100%	7	7.00
Placements with Siblings	34%	20%	Not Scored	Not Scored
Placements within Legal County	16%	75%	Not Scored	Not Scored
Well-Being Sub-Total			25	25.00

*Performance calculation descriptions can be found in the FY 2017 RBWO PBP Measurements and Standards Guide.

Monitoring & Outcomes: Possible Points = 100		Points Earned = 93.19	
Score Before Incentives Credit			93.19%
Incentives Awarded			10.00 pts
PBP Verification			N/A pts
Total Score			103.19%



DHS, DFCS, Office of Provider Management
Performance-Based Placement Measures
RBWO Provider GA+SCORECARD - CCI



Report Quarter: Q2 FY2017

Provider/Program Name: Little Debbie's Second Chance Home, Inc. - Boys to Men (1042) - CCI

Program Census Information:		# Children in Care During Quarter: 9	# Placements During Quarter: 9	# Children in Care On Last Day: 6
CCI Incentive Credits	Avg Performance All CCIs (Points)	Provider Performance (%)*	Possible Points (Weight)	Provider Points Earned
Early EPSDT Medical Visits		100%	2	2.00
Early EPSDT Dental Visits		100%	2	2.00
Permanency Contacts		None Planned	5	
Additional Academic Supports		100%	2	2.00
Active Agency Accreditation		0%	4	0.00
Staff Clinical Licensure		0%	5	0.00
Behavior Management (threshold = 0)		100%	4	4.00
Incentives Total	7.31		24	10.00
Maximum total combined incentive credit allowed is 10 points.			Incentives Awarded	10.00

*Performance calculation descriptions can be found in the FY 2017 RBWO PBP Measurements and Standards Guide.

Child Protective Services Investigations and Dispositions	
The following investigations data, which is not used for scoring but is considered significant to a provider's performance, is from Georgia SHINES and is not considered final or complete until the end of the fiscal year.	
Total Reports:	0
Number Screened In:	0
Number Screened Out:	0
Number Substantiated:	0
Number Unsubstantiated:	0
Number Active CPS Investigations:	0



DHS, DFCS, Office of Provider Management
Performance-Based Placement Measures
RBWO Provider GA+SCORECARD - CCI



Report Quarter: Q2 FY2017

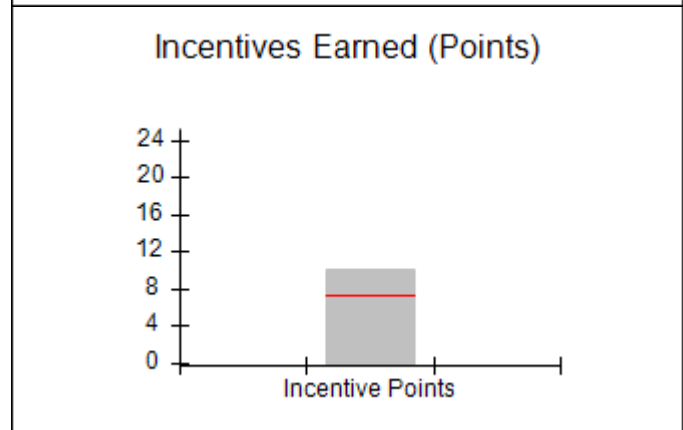
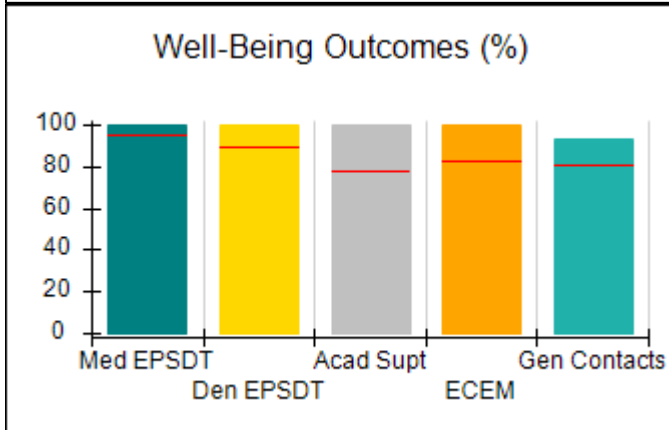
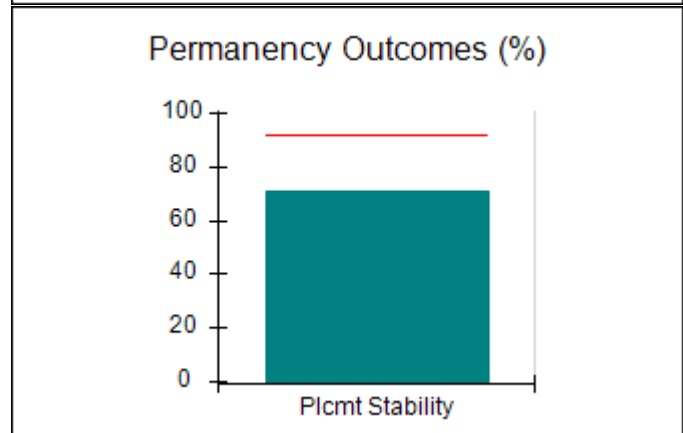
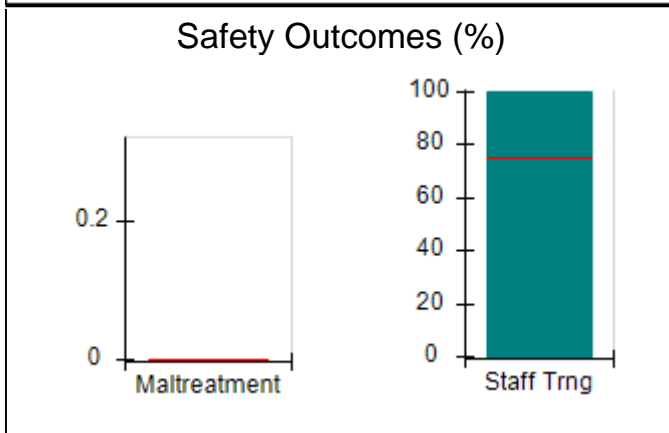
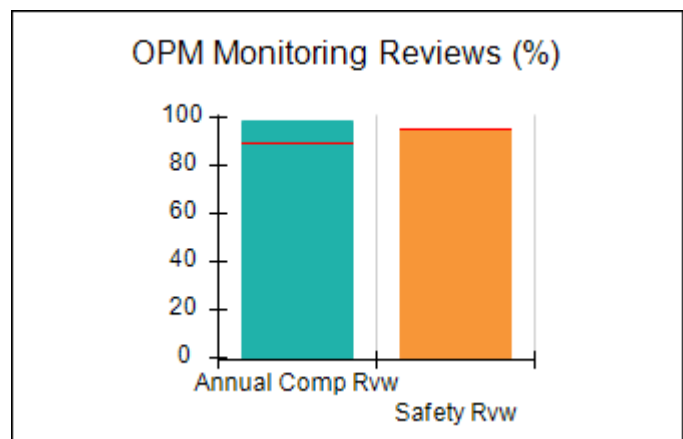
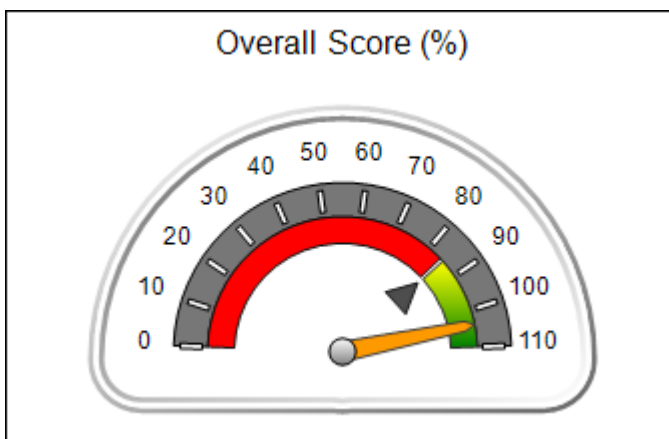
Provider/Program Name: Little Debbie's Second Chance Home, Inc. - Columbia (5214) - CCI

1322 Columbia Drive, Decatur, GA 30032 Phone: 404-296-1311 Vendor ID# 136089	Quarterly Scores (Grades)		Current Quarter Score (Grade)
	Q1: 105.93 (A+)	Q2: 103.96 (A+)	103.96% (A+)
	Q3: N/A	Q4: N/A	

Program Census Information:	# Children in Care During Quarter: 7	# Placements During Quarter: 7	# Children in Care On Last Day: 4
-----------------------------	--------------------------------------	--------------------------------	-----------------------------------

Quarterly Provider Comparisons to All CCIs

▼ ————— indicates average for all CCIs





DHS, DFCS, Office of Provider Management
Performance-Based Placement Measures
RBWO Provider GA+SCORECARD - CCI



Report Quarter: Q2 FY2017

Provider/Program Name: Little Debbie's Second Chance Home, Inc. - Columbia (5214) - CCI

1322 Columbia Drive, Decatur, GA 30032 Phone: 404-296-1311 Vendor ID# 136089	Quarterly Scores (Grades)		Current Quarter Score (Grade)
	Q1: 105.93 (A+)	Q2: 103.96 (A+)	103.96%
	Q3: N/A	Q4: N/A	(A+)

Program Census Information:	# Children in Care During Quarter: 7	# Placements During Quarter: 7	# Children in Care On Last Day: 4
------------------------------------	---	---------------------------------------	--

	Avg Performance All CCIs (%)	Provider Performance (%)*	Possible Points (Weight)	Provider Points Earned
--	-------------------------------------	----------------------------------	---------------------------------	-------------------------------

OPM Monitoring Reviews

Annual Comprehensive Reviews	89%	98%	25	24.55
Safety Reviews	95%	95%	15	14.25
Monitoring Sub-Total			40	38.80

CCI Safety Outcomes

Incidence of Maltreatment	0.00%	No Substantiated Reports	10	10.00
Staff Training	75%	100%	10	10.00
Safety Sub-Total			20	20.00

CCI Permanency Outcomes

Placement Stability	92%	71%	15	10.65
Permanency Sub-Total			15	10.65

CCI Well-Being Outcomes

EPSDT Medical Visits	94%	100%	4	4.00
EPSDT Dental Visits	89%	100%	4	4.00
Academic Supports	77%	100%	3	3.00
Provider ECEM Visits	83%	100%	7	7.00
Provider General Contacts	80%	93%	7	6.51
Placements with Siblings	34%	0%	Not Scored	Not Scored
Placements within Legal County	16%	50%	Not Scored	Not Scored
Well-Being Sub-Total			25	24.51

*Performance calculation descriptions can be found in the FY 2017 RBWO PBP Measurements and Standards Guide.

Monitoring & Outcomes: Possible Points = 100		Points Earned = 93.96	
Score Before Incentives Credit			93.96%
Incentives Awarded			10.00 pts
PBP Verification			N/A pts
Total Score			103.96%



DHS, DFCS, Office of Provider Management
Performance-Based Placement Measures
RBWO Provider GA+SCORECARD - CCI



Report Quarter: Q2 FY2017

Provider/Program Name: Little Debbie's Second Chance Home, Inc. - Columbia (5214) - CCI

Program Census Information:		# Children in Care During Quarter: 7	# Placements During Quarter: 7	# Children in Care On Last Day: 4
CCI Incentive Credits	Avg Performance All CCIs (Points)	Provider Performance (%)*	Possible Points (Weight)	Provider Points Earned
Early EPSDT Medical Visits		100%	2	2.00
Early EPSDT Dental Visits		100%	2	2.00
Permanency Contacts		None Planned	5	
Additional Academic Supports		100%	2	2.00
Active Agency Accreditation		0%	4	0.00
Staff Clinical Licensure		0%	5	0.00
Behavior Management (threshold = 0)		100%	4	4.00
Incentives Total	7.31		24	10.00
Maximum total combined incentive credit allowed is 10 points.			Incentives Awarded	10.00

*Performance calculation descriptions can be found in the FY 2017 RBWO PBP Measurements and Standards Guide.

Child Protective Services Investigations and Dispositions	
The following investigations data, which is not used for scoring but is considered significant to a provider's performance, is from Georgia SHINES and is not considered final or complete until the end of the fiscal year.	
Total Reports:	0
Number Screened In:	0
Number Screened Out:	0
Number Substantiated:	0
Number Unsubstantiated:	0
Number Active CPS Investigations:	0



DHS, DFCS, Office of Provider Management
Performance-Based Placement Measures
RBWO Provider GA+SCORECARD - CCI



Report Quarter: Q2 FY2017

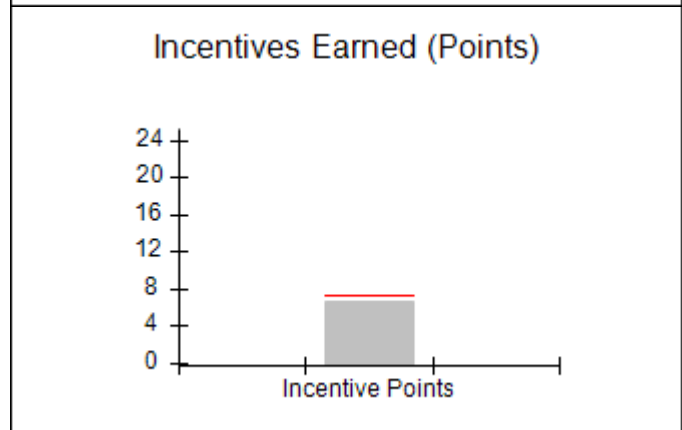
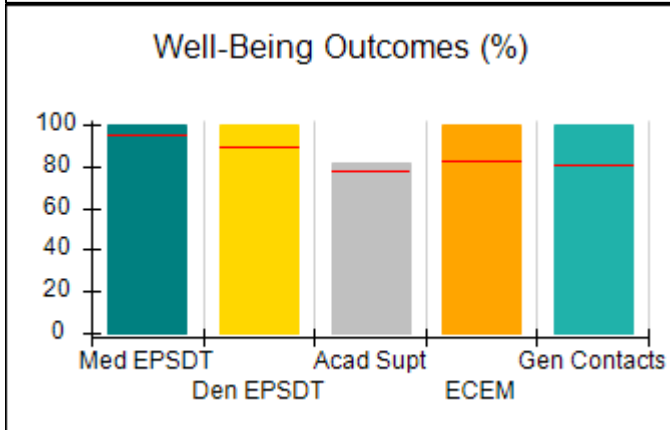
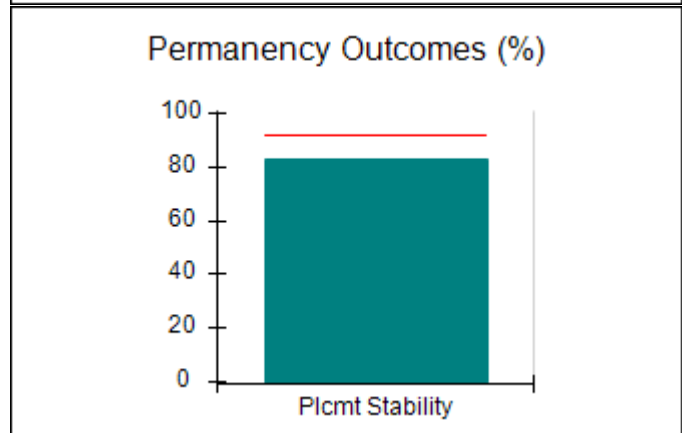
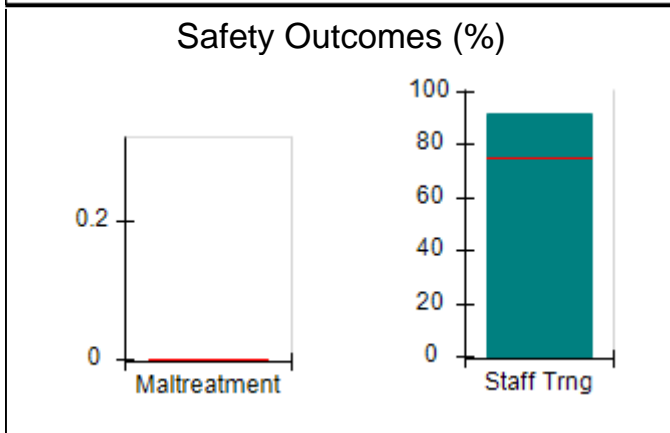
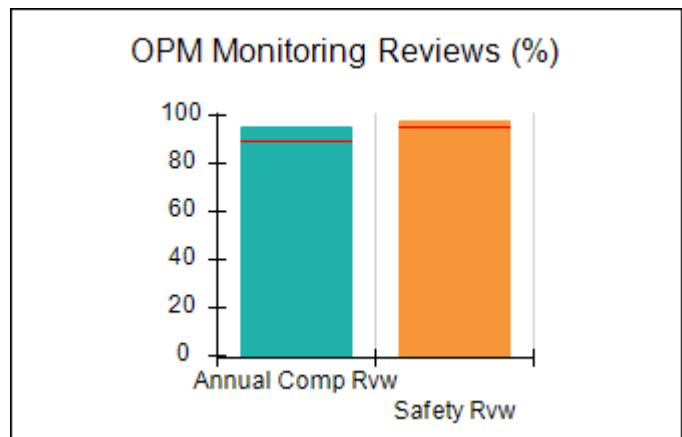
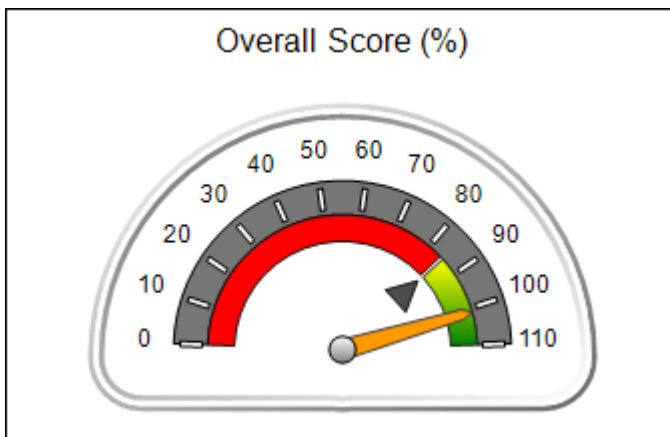
Provider/Program Name: Little Debbie's Second Chance Home, Inc. - dba Ida's Cove III (5111) - CCI

994 Millard Road, Stone Mountain, GA 30088 Phone: 770-879-0432 Vendor ID# 90547	Quarterly Scores (Grades)		Current Quarter Score (Grade)
	Q1: 104.87 (A+)	Q2: 101.08 (A+)	101.08% (A+)
	Q3: N/A	Q4: N/A	

Program Census Information:	# Children in Care During Quarter: 6	# Placements During Quarter: 7	# Children in Care On Last Day: 6
-----------------------------	--------------------------------------	--------------------------------	-----------------------------------

Quarterly Provider Comparisons to All CCIs

▼ — indicates average for all CCIs





DHS, DFCS, Office of Provider Management
Performance-Based Placement Measures
RBWO Provider GA+SCORECARD - CCI



Report Quarter: Q2 FY2017

Provider/Program Name: Little Debbie's Second Chance Home, Inc. - dba Ida's Cove III (5111) - CCI

994 Millard Road, Stone Mountain, GA 30088 Phone: 770-879-0432 Vendor ID# 90547	Quarterly Scores (Grades)		Current Quarter Score (Grade)
	Q1: 104.87 (A+)	Q2: 101.08 (A+)	101.08%
	Q3: N/A	Q4: N/A	(A+)

Program Census Information:	# Children in Care During Quarter: 6	# Placements During Quarter: 7	# Children in Care On Last Day: 6
-----------------------------	--------------------------------------	--------------------------------	-----------------------------------

	Avg Performance All CCIs (%)	Provider Performance (%)*	Possible Points (Weight)	Provider Points Earned
--	------------------------------	---------------------------	--------------------------	------------------------

OPM Monitoring Reviews

Annual Comprehensive Reviews	89%	95%	25	23.76
Safety Reviews	95%	98%	15	14.63
Monitoring Sub-Total			40	38.39

CCI Safety Outcomes

Incidence of Maltreatment	0.00%	No Substantiated Reports	10	10.00
Staff Training	75%	92%	10	9.20
Safety Sub-Total			20	19.20

CCI Permanency Outcomes

Placement Stability	92%	83%	15	12.45
Permanency Sub-Total			15	12.45

CCI Well-Being Outcomes

EPSDT Medical Visits	94%	100%	4	4.00
EPSDT Dental Visits	89%	100%	4	4.00
Academic Supports	77%	82%	3	2.46
Provider ECEM Visits	83%	100%	7	7.00
Provider General Contacts	80%	100%	7	7.00
Placements with Siblings	34%	0%	Not Scored	Not Scored
Placements within Legal County	16%	100%	Not Scored	Not Scored
Well-Being Sub-Total			25	24.46

*Performance calculation descriptions can be found in the FY 2017 RBWO PBP Measurements and Standards Guide.

Monitoring & Outcomes: Possible Points = 100		Points Earned = 94.50	
Score Before Incentives Credit			94.50%
Incentives Awarded			6.58 pts
PBP Verification			N/A pts
Total Score			101.08%



DHS, DFCS, Office of Provider Management
Performance-Based Placement Measures
RBWO Provider GA+SCORECARD - CCI



Report Quarter: Q2 FY2017

Provider/Program Name: Little Debbie's Second Chance Home, Inc. - dba Ida's Cove III (5111) - CCI

Program Census Information:		# Children in Care During Quarter: 6	# Placements During Quarter: 7	# Children in Care On Last Day: 6
CCI Incentive Credits	Avg Performance All CCIs (Points)	Provider Performance (%)*	Possible Points (Weight)	Provider Points Earned
Early EPSDT Medical Visits		Not Eligible	2	
Early EPSDT Dental Visits		100%	2	2.00
Permanency Contacts		0%	5	0.00
Additional Academic Supports		29%	2	0.58
Active Agency Accreditation		0%	4	0.00
Staff Clinical Licensure		0%	5	0.00
Behavior Management (threshold = 0)		100%	4	4.00
Incentives Total	7.31		24	6.58
Maximum total combined incentive credit allowed is 10 points.			Incentives Awarded	6.58

*Performance calculation descriptions can be found in the FY 2017 RBWO PBP Measurements and Standards Guide.

Child Protective Services Investigations and Dispositions	
The following investigations data, which is not used for scoring but is considered significant to a provider's performance, is from Georgia SHINES and is not considered final or complete until the end of the fiscal year.	
Total Reports:	0
Number Screened In:	0
Number Screened Out:	0
Number Substantiated:	0
Number Unsubstantiated:	0
Number Active CPS Investigations:	0



Performance-Based Placement Measures RBWO Provider GA+SCORECARD - CCI

Report Quarter: Q2 FY2017

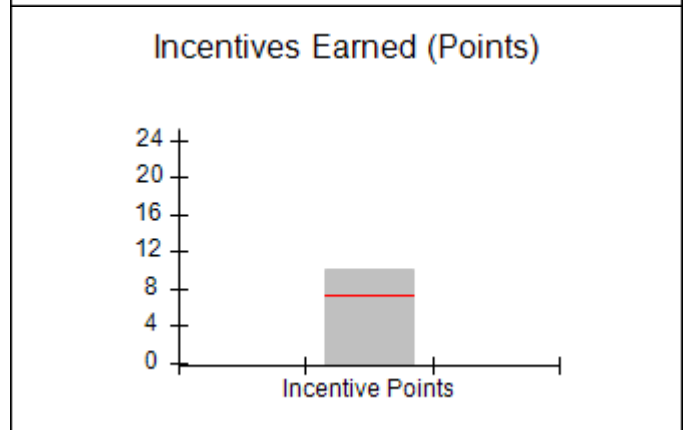
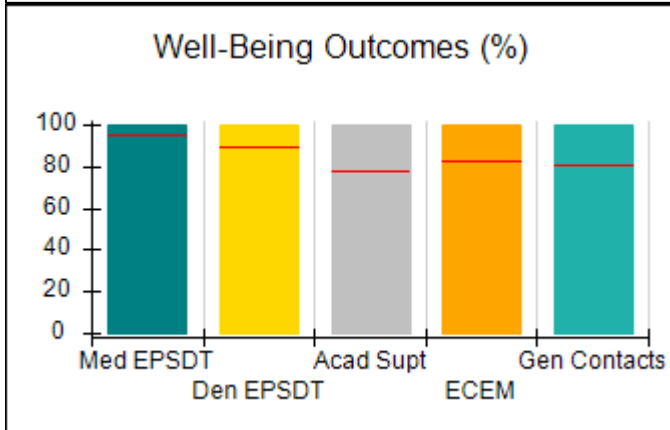
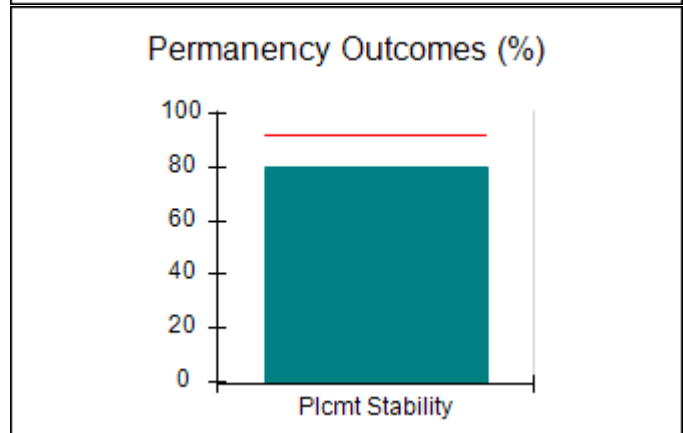
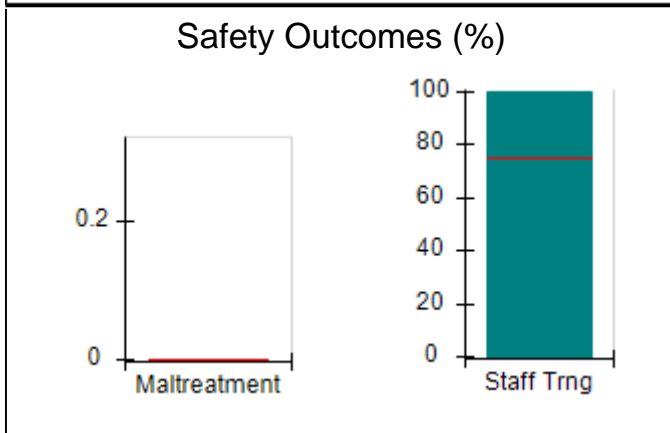
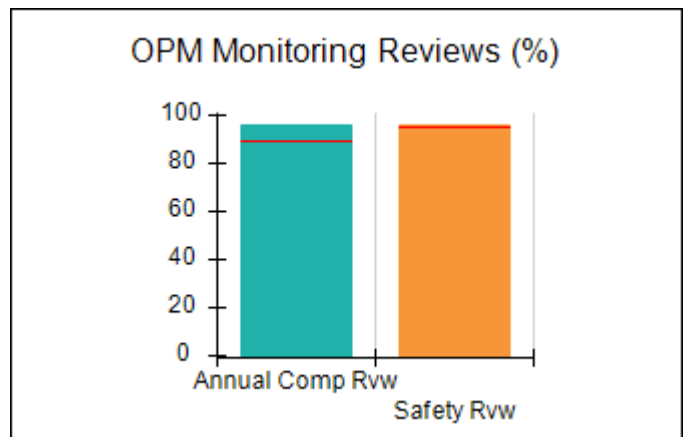
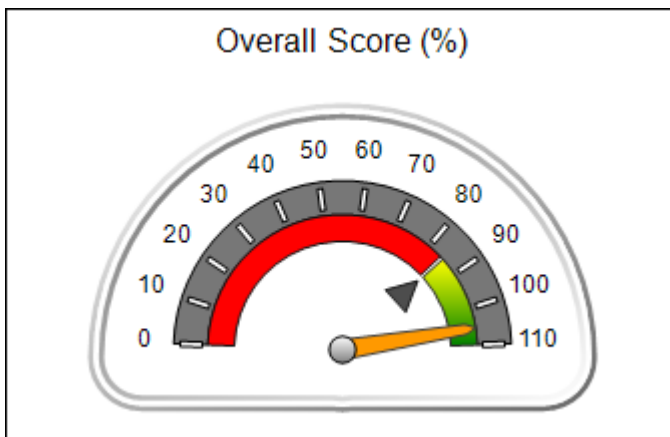
Provider/Program Name: Little Debbie's Second Chance Home, Inc. - DePauw (5207) - CCI

4098 DePauw Way, Decatur, GA 30034 Phone: 404-296-1311 Vendor ID# 133660	Quarterly Scores (Grades)		Current Quarter Score (Grade)
	Q1: 107.61 (A+)	Q2: 105.45 (A+)	105.45% (A+)
	Q3: N/A	Q4: N/A	

Program Census Information:	# Children in Care During Quarter: 10	# Placements During Quarter: 10	# Children in Care On Last Day: 4
-----------------------------	---------------------------------------	---------------------------------	-----------------------------------

Quarterly Provider Comparisons to All CCIs

▼ — indicates average for all CCIs





DHS, DFCS, Office of Provider Management
Performance-Based Placement Measures
RBWO Provider GA+SCORECARD - CCI



Report Quarter: Q2 FY2017

Provider/Program Name: Little Debbie's Second Chance Home, Inc. - DePauw (5207) - CCI				
4098 DePauw Way, Decatur, GA 30034 Phone: 404-296-1311 Vendor ID# 133660		Quarterly Scores (Grades)		Current Quarter Score (Grade)
		Q1: 107.61 (A+)	Q2: 105.45 (A+)	105.45% (A+)
		Q3: N/A	Q4: N/A	
Program Census Information:		# Children in Care During Quarter: 10	# Placements During Quarter: 10	# Children in Care On Last Day: 4
	Avg Performance All CCIs (%)	Provider Performance (%)*	Possible Points (Weight)	Provider Points Earned
OPM Monitoring Reviews				
Annual Comprehensive Reviews	89%	96%	25	24.01
Safety Reviews	95%	96%	15	14.44
Monitoring Sub-Total			40	38.45
CCI Safety Outcomes				
Incidence of Maltreatment	0.00%	No Substantiated Reports	10	10.00
Staff Training	75%	100%	10	10.00
Safety Sub-Total			20	20.00
CCI Permanency Outcomes				
Placement Stability	92%	80%	15	12.00
Permanency Sub-Total			15	12.00
CCI Well-Being Outcomes				
EPSDT Medical Visits	94%	100%	4	4.00
EPSDT Dental Visits	89%	100%	4	4.00
Academic Supports	77%	100%	3	3.00
Provider ECEM Visits	83%	100%	7	7.00
Provider General Contacts	80%	100%	7	7.00
Placements with Siblings	34%	Not Eligible	Not Scored	Not Scored
Placements within Legal County	16%	0%	Not Scored	Not Scored
Well-Being Sub-Total			25	25.00
*Performance calculation descriptions can be found in the FY 2017 RBWO PBP Measurements and Standards Guide.				

Monitoring & Outcomes: Possible Points = 100	Points Earned = 95.45
Score Before Incentives Credit	95.45%
Incentives Awarded	10.00 pts
PBP Verification	N/A pts
Total Score	105.45%



DHS, DFCS, Office of Provider Management
Performance-Based Placement Measures
RBWO Provider GA+SCORECARD - CCI



Report Quarter: Q2 FY2017

Provider/Program Name: Little Debbie's Second Chance Home, Inc. - DePauw (5207) - CCI

Program Census Information:		# Children in Care During Quarter: 10	# Placements During Quarter: 10	# Children in Care On Last Day: 4
CCI Incentive Credits	Avg Performance All CCIs (Points)	Provider Performance (%)*	Possible Points (Weight)	Provider Points Earned
Early EPSDT Medical Visits		100%	2	2.00
Early EPSDT Dental Visits		100%	2	2.00
Permanency Contacts		None Planned	5	
Additional Academic Supports		100%	2	2.00
Active Agency Accreditation		0%	4	0.00
Staff Clinical Licensure		0%	5	0.00
Behavior Management (threshold = 0)		100%	4	4.00
Incentives Total	7.31		24	10.00
Maximum total combined incentive credit allowed is 10 points.			Incentives Awarded	10.00

*Performance calculation descriptions can be found in the FY 2017 RBWO PBP Measurements and Standards Guide.

Child Protective Services Investigations and Dispositions	
The following investigations data, which is not used for scoring but is considered significant to a provider's performance, is from Georgia SHINES and is not considered final or complete until the end of the fiscal year.	
Total Reports:	0
Number Screened In:	0
Number Screened Out:	0
Number Substantiated:	0
Number Unsubstantiated:	0
Number Active CPS Investigations:	0



Performance-Based Placement Measures RBWO Provider GA+SCORECARD - CCI

Report Quarter: Q2 FY2017

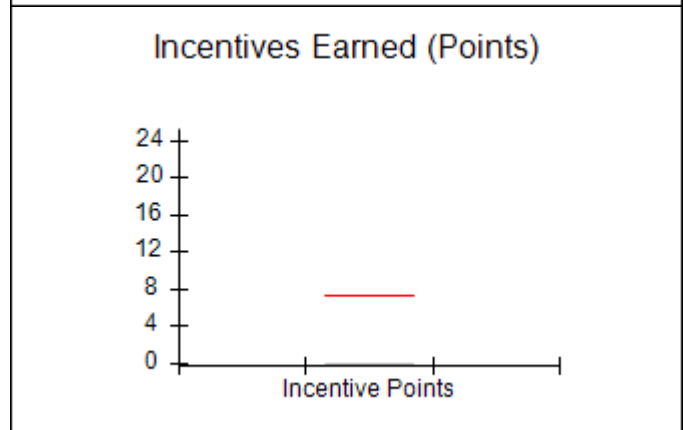
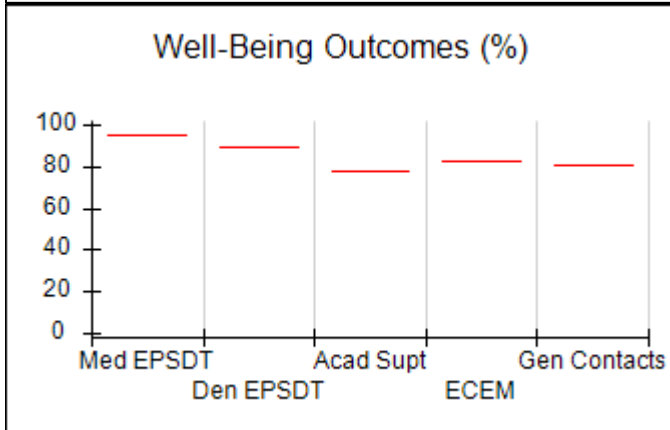
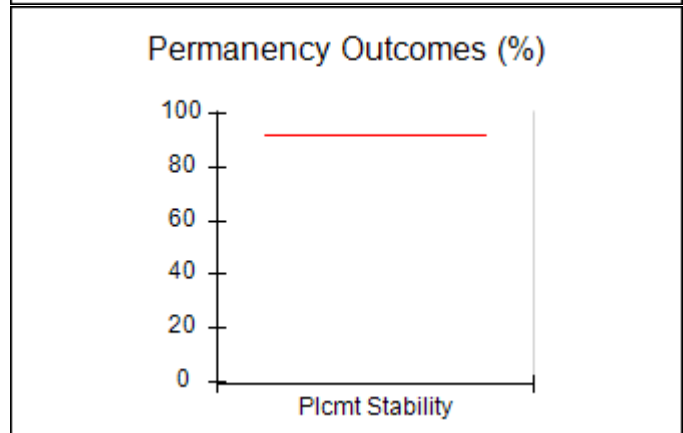
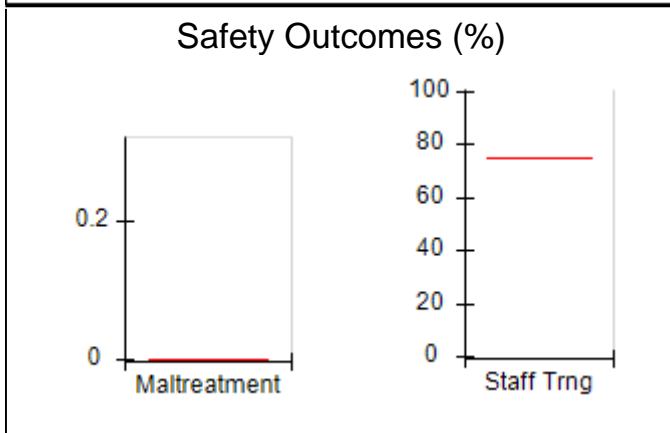
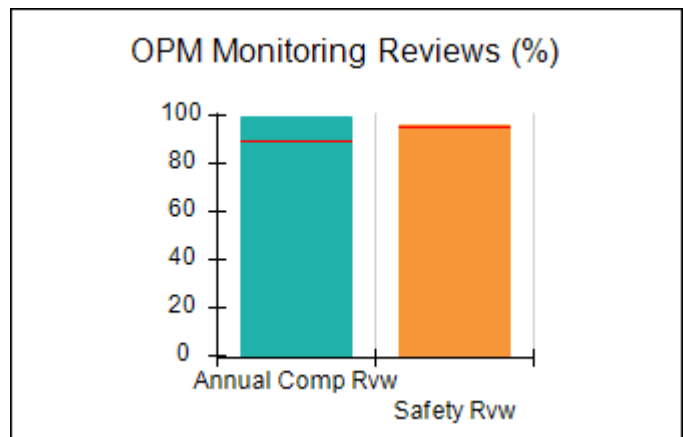
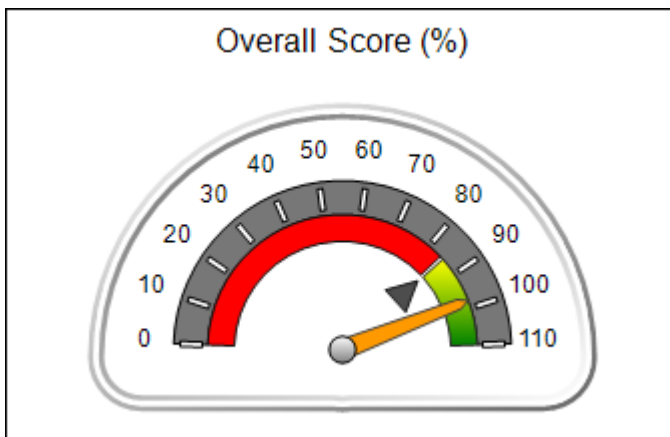
Provider/Program Name: Little Debbie's Second Chance Home, Inc. - Ellenwood Second Chance Home (966) - CCI

4001 Weelaunee Road, Ellenwood, GA 30294 Phone: 404-244-7887 Vendor ID# 100782	Quarterly Scores (Grades)		Current Quarter Score (Grade)
	Q1: 102.92 (A+)	Q2: 97.97 (A+)	97.97%
	Q3: N/A	Q4: N/A	(A+)

Program Census Information:	# Children in Care During Quarter: 0	# Placements During Quarter: 0	# Children in Care On Last Day: 0
-----------------------------	--------------------------------------	--------------------------------	-----------------------------------

Quarterly Provider Comparisons to All CCIs

▼ — indicates average for all CCIs





DHS, DFCS, Office of Provider Management
Performance-Based Placement Measures
RBWO Provider GA+SCORECARD - CCI



Report Quarter: Q2 FY2017

Provider/Program Name: Little Debbie's Second Chance Home, Inc. - Ellenwood Second Chance Home (966) - CCI

4001 Weelaunee Road, Ellenwood, GA 30294 Phone: 404-244-7887 Vendor ID# 100782	Quarterly Scores (Grades)		Current Quarter Score (Grade)
	Q1: 102.92 (A+)	Q2: 97.97 (A+)	97.97%
	Q3: N/A	Q4: N/A	(A+)

Program Census Information:	# Children in Care During Quarter: 0	# Placements During Quarter: 0	# Children in Care On Last Day: 0
-----------------------------	---	---------------------------------------	--

	Avg Performance All CCIs (%)	Provider Performance (%)*	Possible Points (Weight)	Provider Points Earned
--	-------------------------------------	----------------------------------	---------------------------------	-------------------------------

OPM Monitoring Reviews

Annual Comprehensive Reviews	89%	99%	25	24.75
Safety Reviews	95%	96%	15	14.44
Monitoring Sub-Total			40	39.19

CCI Safety Outcomes

Incidence of Maltreatment	0.00%	Not Eligible		
Staff Training	75%	Not Eligible		
Safety Sub-Total			N/A	

CCI Permanency Outcomes

Placement Stability	92%	Not Eligible		
Permanency Sub-Total			N/A	

CCI Well-Being Outcomes

EPSDT Medical Visits	94%	Not Eligible		
EPSDT Dental Visits	89%	Not Eligible		
Academic Supports	77%	Not Eligible		
Provider ECEM Visits	83%	Not Eligible		
Provider General Contacts	80%	Not Eligible		
Placements with Siblings	34%	Not Eligible	Not Scored	Not Scored
Placements within Legal County	16%	Not Eligible	Not Scored	Not Scored
Well-Being Sub-Total			N/A	

*Performance calculation descriptions can be found in the FY 2017 RBWO PBP Measurements and Standards Guide.

Monitoring & Outcomes: Possible Points = 40		Points Earned = 39.19	
Score Before Incentives Credit		97.97%	
Incentives Awarded		0.00 pts	
PBP Verification		N/A pts	
Total Score		97.97%	



DHS, DFCS, Office of Provider Management
Performance-Based Placement Measures
RBWO Provider GA+SCORECARD - CCI



Report Quarter: Q2 FY2017

Provider/Program Name: Little Debbie's Second Chance Home, Inc. - Ellenwood Second Chance Home (966) - CCI

Program Census Information:		# Children in Care During Quarter: 0	# Placements During Quarter: 0	# Children in Care On Last Day: 0
CCI Incentive Credits	Avg Performance All CCIs (Points)	Provider Performance (%)*	Possible Points (Weight)	Provider Points Earned
Early EPSDT Medical Visits		Not Eligible	2	
Early EPSDT Dental Visits		Not Eligible	2	
Permanency Contacts		None Planned	5	
Additional Academic Supports		Not Eligible	2	
Active Agency Accreditation		0%	4	0.00
Staff Clinical Licensure		0%	5	0.00
Behavior Management (threshold = 0)		0%	4	
Incentives Total	7.31		24	0.00
Maximum total combined incentive credit allowed is 10 points.			Incentives Awarded	0.00

*Performance calculation descriptions can be found in the FY 2017 RBWO PBP Measurements and Standards Guide.

Child Protective Services Investigations and Dispositions	
The following investigations data, which is not used for scoring but is considered significant to a provider's performance, is from Georgia SHINES and is not considered final or complete until the end of the fiscal year.	
Total Reports:	0
Number Screened In:	0
Number Screened Out:	0
Number Substantiated:	0
Number Unsubstantiated:	0
Number Active CPS Investigations:	0



DHS, DFCS, Office of Provider Management
Performance-Based Placement Measures
RBWO Provider GA+SCORECARD - CCI



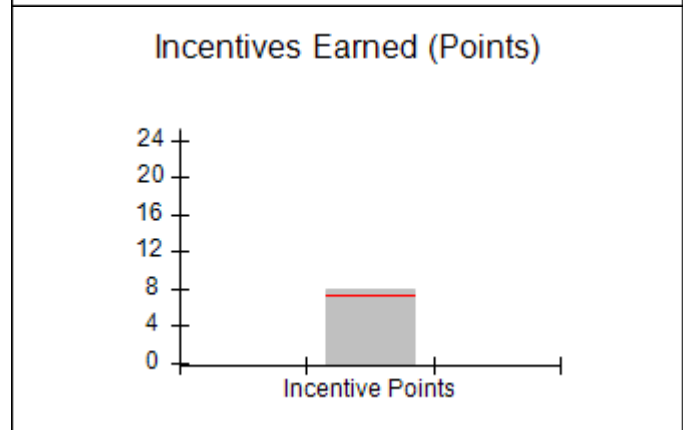
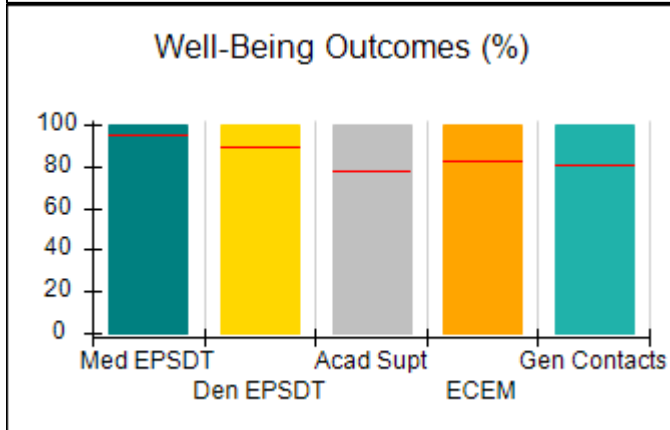
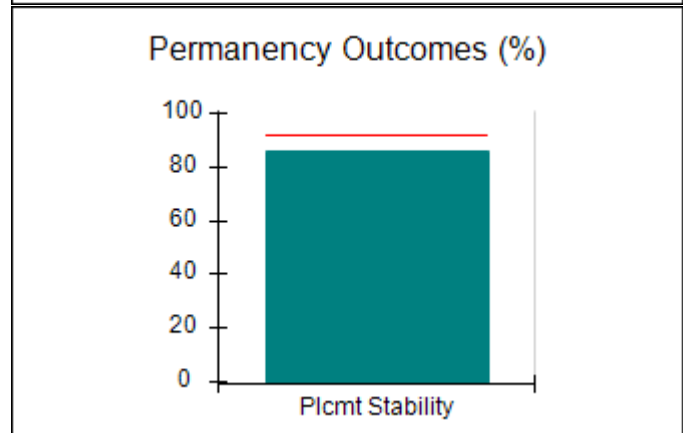
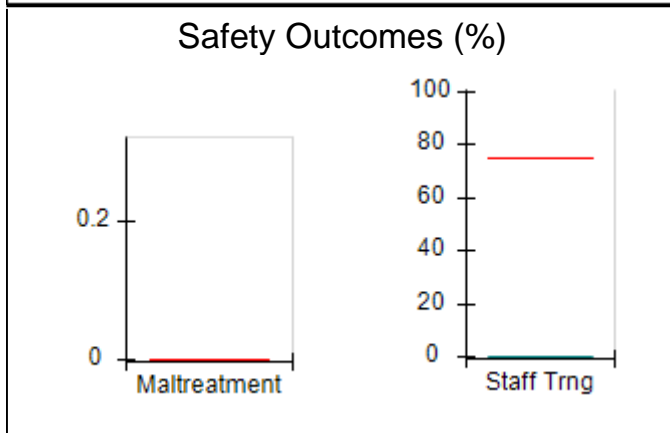
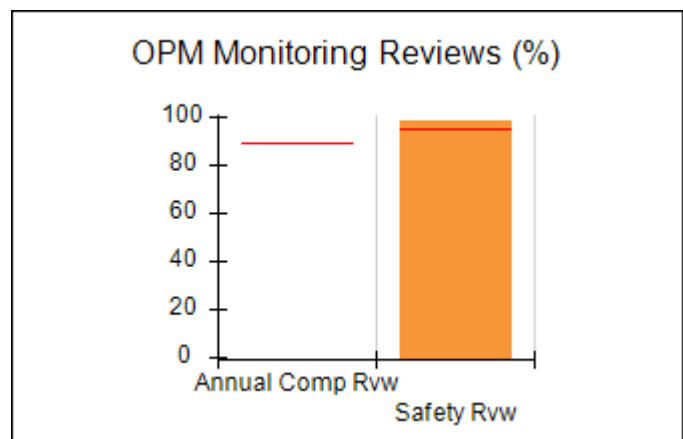
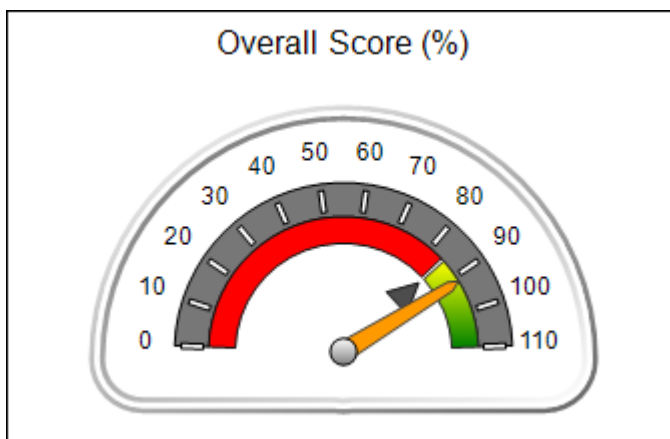
Report Quarter: Q2 FY2017

Provider/Program Name: Little Debbie's Second Chance Home, Inc. - Flakes Mill (5234) - CCI			
4078 Flakes Mill Road, Decatur, GA 30034 Phone: 404-296-1311 Vendor ID# 122816	Quarterly Scores (Grades)		Current Quarter Score (Grade)
	Q1: 95.05 (A)	Q2: 91.62 (A-)	91.62% (A-)
	Q3: N/A	Q4: N/A	

Program Census Information:	# Children in Care During Quarter: 7	# Placements During Quarter: 7	# Children in Care On Last Day: 5
-----------------------------	--------------------------------------	--------------------------------	-----------------------------------

Quarterly Provider Comparisons to All CCIs

▼ — indicates average for all CCIs





DHS, DFCS, Office of Provider Management
Performance-Based Placement Measures
RBWO Provider GA+SCORECARD - CCI



Report Quarter: Q2 FY2017

Provider/Program Name: Little Debbie's Second Chance Home, Inc. - Flakes Mill (5234) - CCI

4078 Flakes Mill Road, Decatur, GA 30034 Phone: 404-296-1311 Vendor ID# 122816	Quarterly Scores (Grades)		Current Quarter Score (Grade)
	Q1: 95.05 (A)	Q2: 91.62 (A-)	91.62%
	Q3: N/A	Q4: N/A	(A-)

Program Census Information:	# Children in Care During Quarter: 7	# Placements During Quarter: 7	# Children in Care On Last Day: 5
-----------------------------	--------------------------------------	--------------------------------	-----------------------------------

	Avg Performance All CCIs (%)	Provider Performance (%)*	Possible Points (Weight)	Provider Points Earned
--	------------------------------	---------------------------	--------------------------	------------------------

OPM Monitoring Reviews

Annual Comprehensive Reviews	89%	Not Yet Conducted		
Safety Reviews	95%	99%	15	14.81
Monitoring Sub-Total			15	14.81

CCI Safety Outcomes

Incidence of Maltreatment	0.00%	No Substantiated Reports	10	10.00
Staff Training	75%	0%	10	0.00
Safety Sub-Total			20	10.00

CCI Permanency Outcomes

Placement Stability	92%	86%	15	12.90
Permanency Sub-Total			15	12.90

CCI Well-Being Outcomes

EPSDT Medical Visits	94%	100%	4	4.00
EPSDT Dental Visits	89%	100%	4	4.00
Academic Supports	77%	100%	3	3.00
Provider ECEM Visits	83%	100%	7	7.00
Provider General Contacts	80%	100%	7	7.00
Placements with Siblings	34%	0%	Not Scored	Not Scored
Placements within Legal County	16%	0%	Not Scored	Not Scored
Well-Being Sub-Total			25	25.00

*Performance calculation descriptions can be found in the FY 2017 RBWO PBP Measurements and Standards Guide.

Monitoring & Outcomes: Possible Points = 75		Points Earned = 62.71	
Score Before Incentives Credit			83.62%
Incentives Awarded			8.00 pts
PBP Verification			N/A pts
Total Score			91.62%



DHS, DFCS, Office of Provider Management
Performance-Based Placement Measures
RBWO Provider GA+SCORECARD - CCI



Report Quarter: Q2 FY2017

Provider/Program Name: Little Debbie's Second Chance Home, Inc. - Flakes Mill (5234) - CCI

Program Census Information:		# Children in Care During Quarter: 7	# Placements During Quarter: 7	# Children in Care On Last Day: 5
CCI Incentive Credits	Avg Performance All CCIs (Points)	Provider Performance (%)*	Possible Points (Weight)	Provider Points Earned
Early EPSDT Medical Visits		Not Eligible	2	
Early EPSDT Dental Visits		100%	2	2.00
Permanency Contacts		None Planned	5	
Additional Academic Supports		100%	2	2.00
Active Agency Accreditation		0%	4	0.00
Staff Clinical Licensure		0%	5	0.00
Behavior Management (threshold = 0)		100%	4	4.00
Incentives Total	7.31		24	8.00
Maximum total combined incentive credit allowed is 10 points.			Incentives Awarded	8.00

*Performance calculation descriptions can be found in the FY 2017 RBWO PBP Measurements and Standards Guide.

Child Protective Services Investigations and Dispositions	
The following investigations data, which is not used for scoring but is considered significant to a provider's performance, is from Georgia SHINES and is not considered final or complete until the end of the fiscal year.	
Total Reports:	1
Number Screened In:	0
Number Screened Out:	1
Number Substantiated:	0
Number Unsubstantiated:	0
Number Active CPS Investigations:	0



Performance-Based Placement Measures RBWO Provider GA+SCORECARD - CCI

Report Quarter: Q2 FY2017

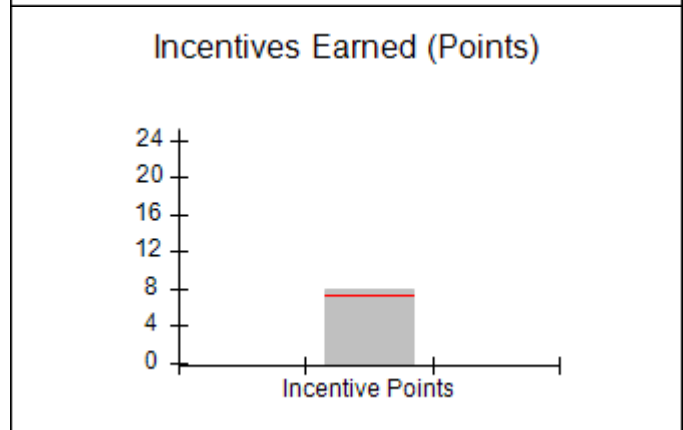
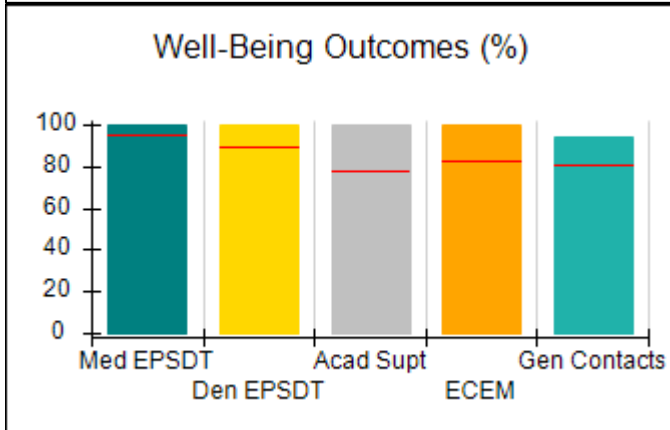
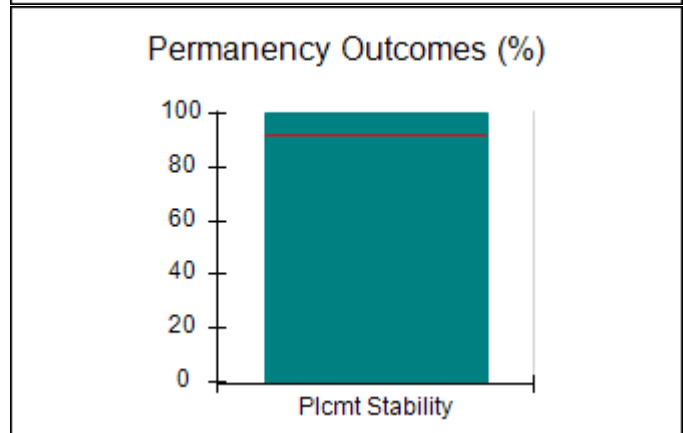
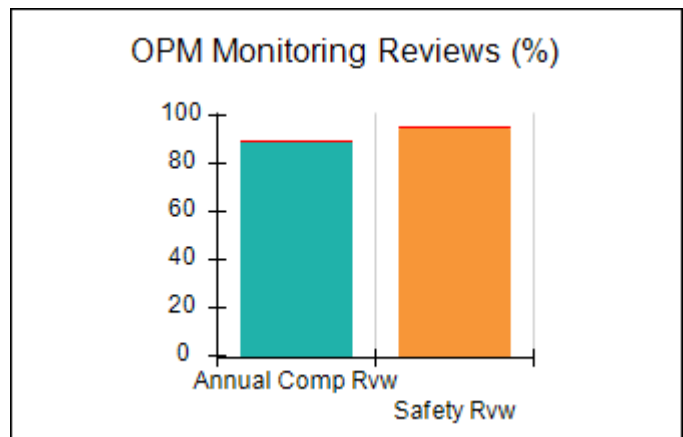
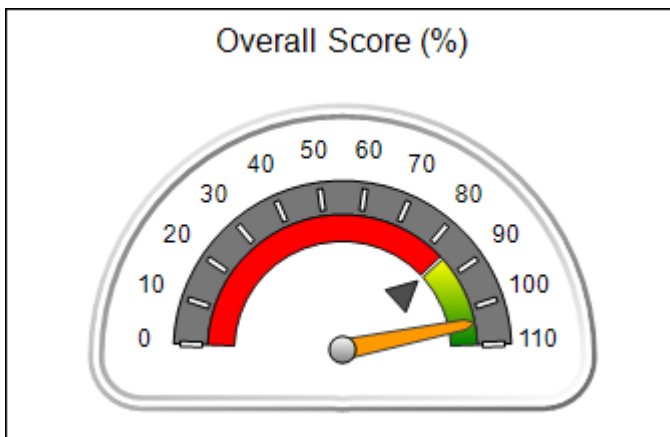
Provider/Program Name: Little Debbie's Second Chance Home, Inc. - Joseph Ladder (5133) - CCI

411 Rays Road, Stone Mountain, GA 30088 Phone: 770-686-5169 Vendor ID# 111817	Quarterly Scores (Grades)		Current Quarter Score (Grade)
	Q1: 105.81 (A+)	Q2: 104.09 (A+)	104.09% (A+)
	Q3: N/A	Q4: N/A	

Program Census Information:	# Children in Care During Quarter: 8	# Placements During Quarter: 8	# Children in Care On Last Day: 6
-----------------------------	--------------------------------------	--------------------------------	-----------------------------------

Quarterly Provider Comparisons to All CCIs

▼ — indicates average for all CCIs





DHS, DFCS, Office of Provider Management
Performance-Based Placement Measures
RBWO Provider GA+SCORECARD - CCI



Report Quarter: Q2 FY2017

Provider/Program Name: Little Debbie's Second Chance Home, Inc. - Joseph Ladder (5133) - CCI				
411 Rays Road, Stone Mountain, GA 30088 Phone: 770-686-5169 Vendor ID# 111817		Quarterly Scores (Grades)		Current Quarter Score (Grade)
		Q1: 105.81 (A+)	Q2: 104.09 (A+)	104.09% (A+)
		Q3: N/A	Q4: N/A	
Program Census Information:		# Children in Care During Quarter: 8	# Placements During Quarter: 8	# Children in Care On Last Day: 6
	Avg Performance All CCIs (%)	Provider Performance (%)*	Possible Points (Weight)	Provider Points Earned
OPM Monitoring Reviews				
Annual Comprehensive Reviews	89%	89%	25	22.33
Safety Reviews	95%	95%	15	14.18
Monitoring Sub-Total			40	36.51
CCI Safety Outcomes				
Incidence of Maltreatment	0.00%	No Substantiated Reports	10	10.00
Staff Training	75%	100%	10	10.00
Safety Sub-Total			20	20.00
CCI Permanency Outcomes				
Placement Stability	92%	100%	15	15.00
Permanency Sub-Total			15	15.00
CCI Well-Being Outcomes				
EPSDT Medical Visits	94%	100%	4	4.00
EPSDT Dental Visits	89%	100%	4	4.00
Academic Supports	77%	100%	3	3.00
Provider ECEM Visits	83%	100%	7	7.00
Provider General Contacts	80%	94%	7	6.58
Placements with Siblings	34%	0%	Not Scored	Not Scored
Placements within Legal County	16%	0%	Not Scored	Not Scored
Well-Being Sub-Total			25	24.58
*Performance calculation descriptions can be found in the FY 2017 RBWO PBP Measurements and Standards Guide.				

Monitoring & Outcomes: Possible Points = 100	Points Earned = 96.09
Score Before Incentives Credit	96.09%
Incentives Awarded	8.00 pts
PBP Verification	N/A pts
Total Score	104.09%



DHS, DFCS, Office of Provider Management
Performance-Based Placement Measures
RBWO Provider GA+SCORECARD - CCI



Report Quarter: Q2 FY2017

Provider/Program Name: Little Debbie's Second Chance Home, Inc. - Joseph Ladder (5133) - CCI

Program Census Information:		# Children in Care During Quarter: 8	# Placements During Quarter: 8	# Children in Care On Last Day: 6
CCI Incentive Credits	Avg Performance All CCIs (Points)	Provider Performance (%)*	Possible Points (Weight)	Provider Points Earned
Early EPSDT Medical Visits		Not Eligible	2	
Early EPSDT Dental Visits		100%	2	2.00
Permanency Contacts		0%	5	0.00
Additional Academic Supports		100%	2	2.00
Active Agency Accreditation		0%	4	0.00
Staff Clinical Licensure		0%	5	0.00
Behavior Management (threshold = 0)		100%	4	4.00
Incentives Total	7.31		24	8.00
Maximum total combined incentive credit allowed is 10 points.			Incentives Awarded	8.00

*Performance calculation descriptions can be found in the FY 2017 RBWO PBP Measurements and Standards Guide.

Child Protective Services Investigations and Dispositions	
The following investigations data, which is not used for scoring but is considered significant to a provider's performance, is from Georgia SHINES and is not considered final or complete until the end of the fiscal year.	
Total Reports:	0
Number Screened In:	0
Number Screened Out:	0
Number Substantiated:	0
Number Unsubstantiated:	0
Number Active CPS Investigations:	0



DHS, DFCS, Office of Provider Management
Performance-Based Placement Measures
RBWO Provider GA+SCORECARD - CCI



Report Quarter: Q2 FY2017

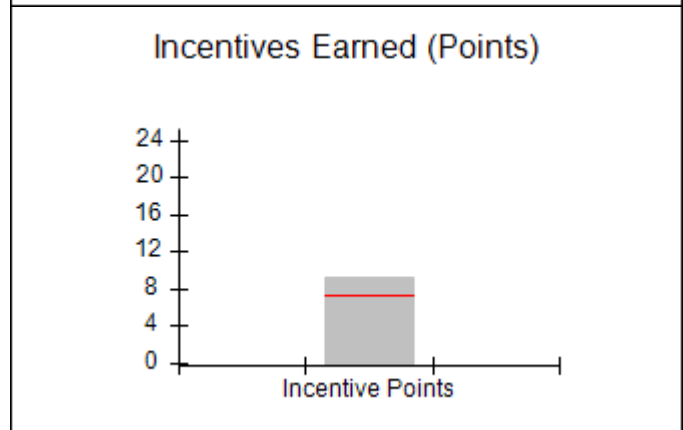
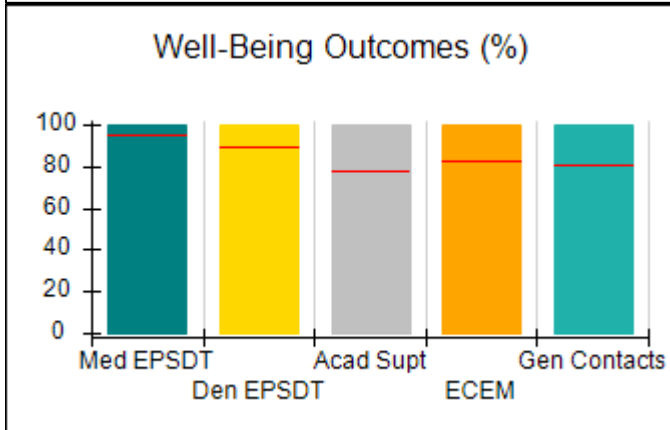
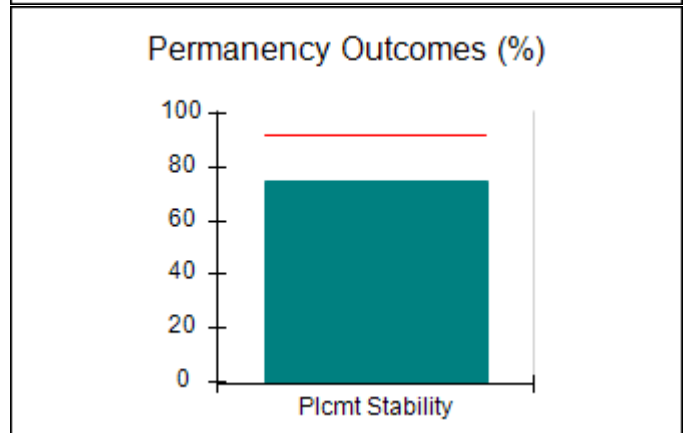
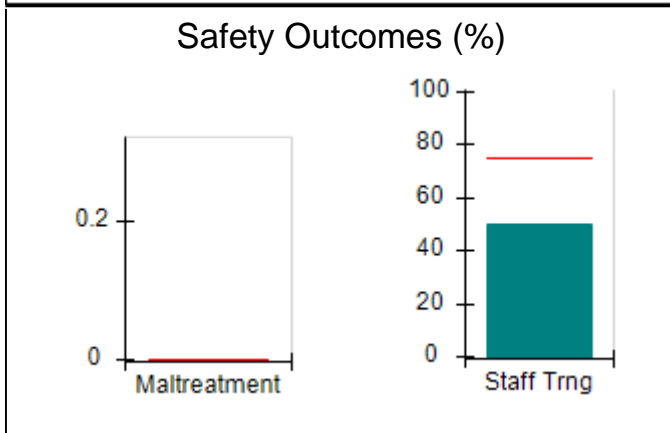
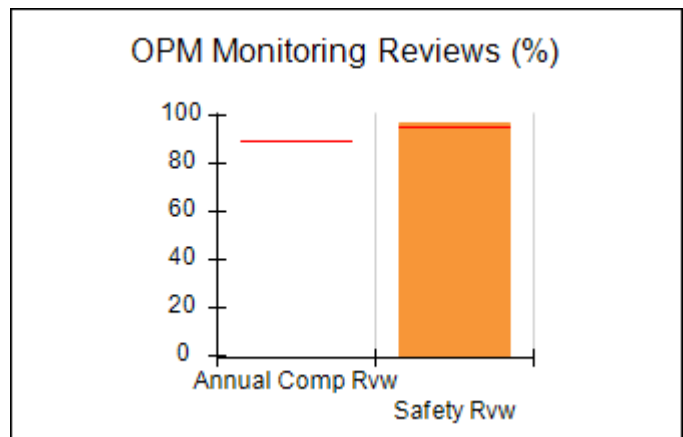
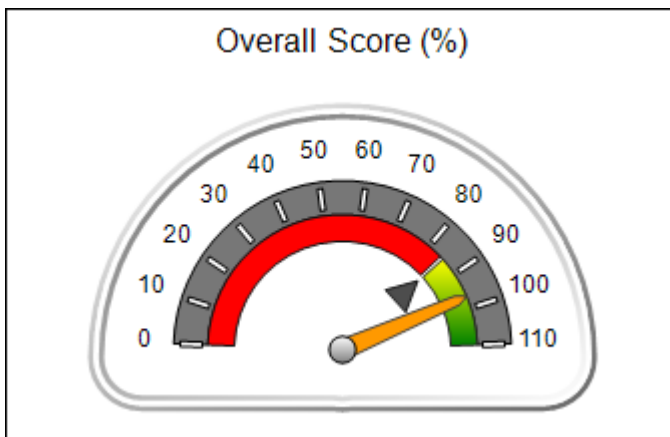
Provider/Program Name: Little Debbie's Second Chance Home, Inc. - Maternity Home (5139) - CCI

2046 Stablewood Cove , Lithonia, GA 30058 Phone: 770-609-6380 Vendor ID# 114774	Quarterly Scores (Grades)		Current Quarter Score (Grade)
	Q1: 100.23 (A+)	Q2: 96.77 (A)	96.77% (A)
	Q3: N/A	Q4: N/A	

Program Census Information:	# Children in Care During Quarter: 4	# Placements During Quarter: 4	# Children in Care On Last Day: 3
-----------------------------	--------------------------------------	--------------------------------	-----------------------------------

Quarterly Provider Comparisons to All CCIs

▼ — indicates average for all CCIs





DHS, DFCS, Office of Provider Management
Performance-Based Placement Measures
RBWO Provider GA+SCORECARD - CCI



Report Quarter: Q2 FY2017

Provider/Program Name: Little Debbie's Second Chance Home, Inc. - Maternity Home (5139) - CCI				
2046 Stablewood Cove , Lithonia, GA 30058 Phone: 770-609-6380 Vendor ID# 114774		Quarterly Scores (Grades)		Current Quarter Score (Grade)
		Q1: 100.23 (A+)	Q2: 96.77 (A)	96.77% (A)
		Q3: N/A	Q4: N/A	
Program Census Information:		# Children in Care During Quarter: 4	# Placements During Quarter: 4	# Children in Care On Last Day: 3
	Avg Performance All CCIs (%)	Provider Performance (%)*	Possible Points (Weight)	Provider Points Earned
OPM Monitoring Reviews				
Annual Comprehensive Reviews	89%	Not Yet Conducted		
Safety Reviews	95%	97%	15	14.48
Monitoring Sub-Total			15	14.48
CCI Safety Outcomes				
Incidence of Maltreatment	0.00%	No Substantiated Reports	10	10.00
Staff Training	75%	50%	10	5.00
Safety Sub-Total			20	15.00
CCI Permanency Outcomes				
Placement Stability	92%	75%	15	11.25
Permanency Sub-Total			15	11.25
CCI Well-Being Outcomes				
EPSDT Medical Visits	94%	100%	4	4.00
EPSDT Dental Visits	89%	100%	4	4.00
Academic Supports	77%	100%	3	3.00
Provider ECEM Visits	83%	100%	7	7.00
Provider General Contacts	80%	100%	7	7.00
Placements with Siblings	34%	0%	Not Scored	Not Scored
Placements within Legal County	16%	0%	Not Scored	Not Scored
Well-Being Sub-Total			25	25.00
*Performance calculation descriptions can be found in the FY 2017 RBWO PBP Measurements and Standards Guide.				

Monitoring & Outcomes: Possible Points = 75	Points Earned = 65.73
Score Before Incentives Credit	
87.63%	
Incentives Awarded	
9.14 pts	
PBP Verification	
N/A pts	
Total Score	
96.77%	



DHS, DFCS, Office of Provider Management
Performance-Based Placement Measures
RBWO Provider GA+SCORECARD - CCI



Report Quarter: Q2 FY2017

Provider/Program Name: Little Debbie's Second Chance Home, Inc. - Maternity Home (5139) - CCI

Program Census Information:		# Children in Care During Quarter: 4	# Placements During Quarter: 4	# Children in Care On Last Day: 3
CCI Incentive Credits	Avg Performance All CCIs (Points)	Provider Performance (%)*	Possible Points (Weight)	Provider Points Earned
Early EPSDT Medical Visits		100%	2	2.00
Early EPSDT Dental Visits		100%	2	2.00
Permanency Contacts		None Planned	5	
Additional Academic Supports		57%	2	1.14
Active Agency Accreditation		0%	4	0.00
Staff Clinical Licensure		0%	5	0.00
Behavior Management (threshold = 0)		100%	4	4.00
Incentives Total	7.31		24	9.14
Maximum total combined incentive credit allowed is 10 points.			Incentives Awarded	9.14

*Performance calculation descriptions can be found in the FY 2017 RBWO PBP Measurements and Standards Guide.

Child Protective Services Investigations and Dispositions	
The following investigations data, which is not used for scoring but is considered significant to a provider's performance, is from Georgia SHINES and is not considered final or complete until the end of the fiscal year.	
Total Reports:	0
Number Screened In:	0
Number Screened Out:	0
Number Substantiated:	0
Number Unsubstantiated:	0
Number Active CPS Investigations:	0



DHS, DFCS, Office of Provider Management
Performance-Based Placement Measures
RBWO Provider GA+SCORECARD - CCI



Report Quarter: Q2 FY2017

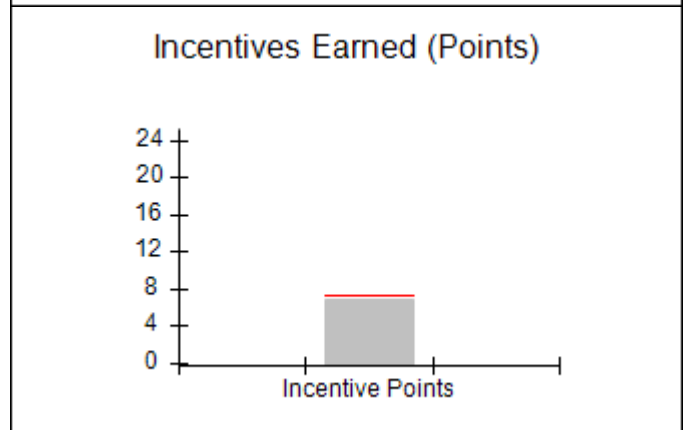
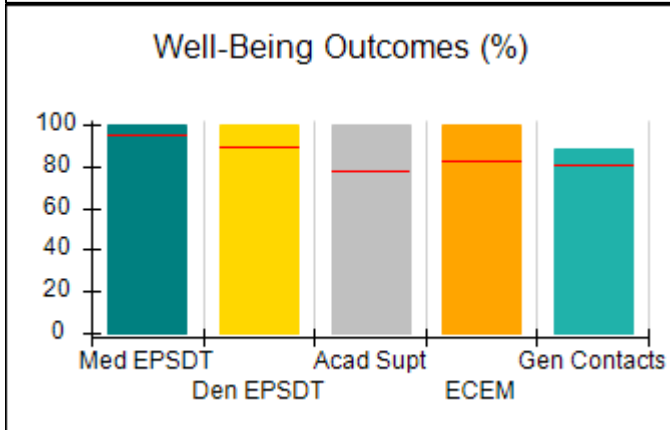
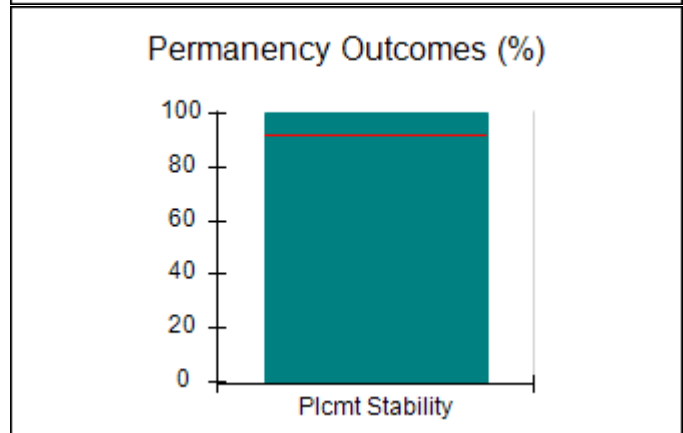
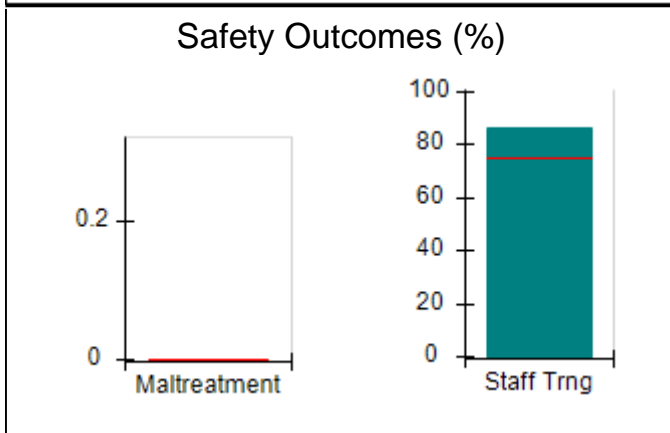
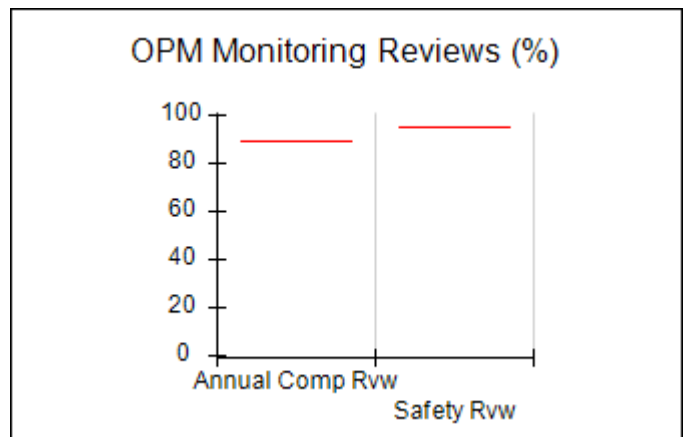
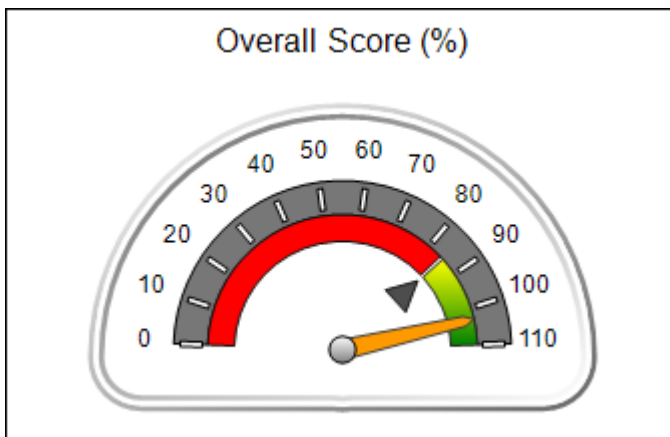
Provider/Program Name: Little Debbie's Second Chance Home, Inc. - Rocky Run (5228) - CCI

5107 Rocky Run, Stone Mountain, GA 30088 Phone: 404-296-1311 Vendor ID# 144119	Quarterly Scores (Grades)		Current Quarter Score (Grade)
	Q1: 87.45 (B+)	Q2: 103.13 (A+)	103.13% (A+)
	Q3: N/A	Q4: N/A	

Program Census Information:	# Children in Care During Quarter: 5	# Placements During Quarter: 5	# Children in Care On Last Day: 2
-----------------------------	--------------------------------------	--------------------------------	-----------------------------------

Quarterly Provider Comparisons to All CCIs

▼ — indicates average for all CCIs





DHS, DFCS, Office of Provider Management
Performance-Based Placement Measures
RBWO Provider GA+SCORECARD - CCI



Report Quarter: Q2 FY2017

Provider/Program Name: Little Debbie's Second Chance Home, Inc. - Rocky Run (5228) - CCI				
5107 Rocky Run, Stone Mountain, GA 30088 Phone: 404-296-1311 Vendor ID# 144119		Quarterly Scores (Grades)		Current Quarter Score (Grade)
		Q1: 87.45 (B+)	Q2: 103.13 (A+)	103.13% (A+)
		Q3: N/A	Q4: N/A	
Program Census Information:		# Children in Care During Quarter: 5	# Placements During Quarter: 5	# Children in Care On Last Day: 2
	Avg Performance All CCIs (%)	Provider Performance (%)*	Possible Points (Weight)	Provider Points Earned
OPM Monitoring Reviews				
Annual Comprehensive Reviews	89%	Not Yet Conducted		
Safety Reviews	95%	Not Yet Conducted		
Monitoring Sub-Total				0.00
CCI Safety Outcomes				
Incidence of Maltreatment	0.00%	No Substantiated Reports	10	10.00
Staff Training	75%	86%	10	8.60
Safety Sub-Total			20	18.60
CCI Permanency Outcomes				
Placement Stability	92%	100%	15	15.00
Permanency Sub-Total			15	15.00
CCI Well-Being Outcomes				
EPSDT Medical Visits	94%	100%	4	4.00
EPSDT Dental Visits	89%	100%	4	4.00
Academic Supports	77%	100%	3	3.00
Provider ECEM Visits	83%	100%	7	7.00
Provider General Contacts	80%	88%	7	6.16
Placements with Siblings	34%	Not Eligible	Not Scored	Not Scored
Placements within Legal County	16%	0%	Not Scored	Not Scored
Well-Being Sub-Total			25	24.16
*Performance calculation descriptions can be found in the FY 2017 RBWO PBP Measurements and Standards Guide.				

Monitoring & Outcomes: Possible Points = 60	Points Earned = 57.76
Score Before Incentives Credit	96.27%
Incentives Awarded	6.86 pts
PBP Verification	N/A pts
Total Score	103.13%



DHS, DFCS, Office of Provider Management
Performance-Based Placement Measures
RBWO Provider GA+SCORECARD - CCI



Report Quarter: Q2 FY2017

Provider/Program Name: Little Debbie's Second Chance Home, Inc. - Rocky Run (5228) - CCI

Program Census Information:		# Children in Care During Quarter: 5	# Placements During Quarter: 5	# Children in Care On Last Day: 2
CCI Incentive Credits	Avg Performance All CCIs (Points)	Provider Performance (%)*	Possible Points (Weight)	Provider Points Earned
Early EPSDT Medical Visits		Not Eligible	2	
Early EPSDT Dental Visits		100%	2	2.00
Permanency Contacts		None Planned	5	
Additional Academic Supports		43%	2	0.86
Active Agency Accreditation		0%	4	0.00
Staff Clinical Licensure		0%	5	0.00
Behavior Management (threshold = 0)		100%	4	4.00
Incentives Total	7.31		24	6.86
Maximum total combined incentive credit allowed is 10 points.			Incentives Awarded	6.86

*Performance calculation descriptions can be found in the FY 2017 RBWO PBP Measurements and Standards Guide.

Child Protective Services Investigations and Dispositions	
The following investigations data, which is not used for scoring but is considered significant to a provider's performance, is from Georgia SHINES and is not considered final or complete until the end of the fiscal year.	
Total Reports:	0
Number Screened In:	0
Number Screened Out:	0
Number Substantiated:	0
Number Unsubstantiated:	0
Number Active CPS Investigations:	0



DHS, DFCS, Office of Provider Management
Performance-Based Placement Measures
RBWO Provider GA+SCORECARD - CCI



Report Quarter: Q2 FY2017

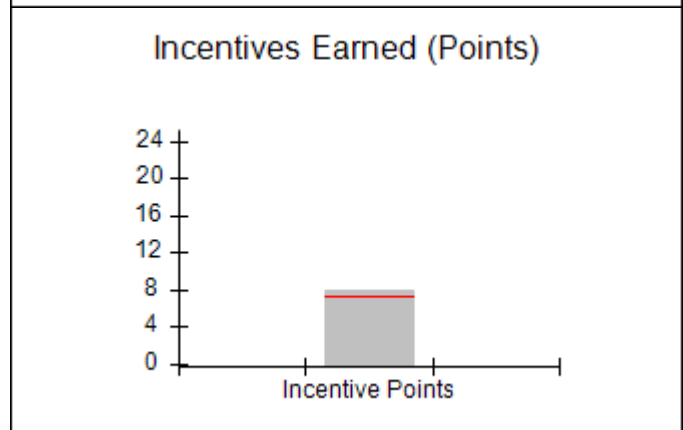
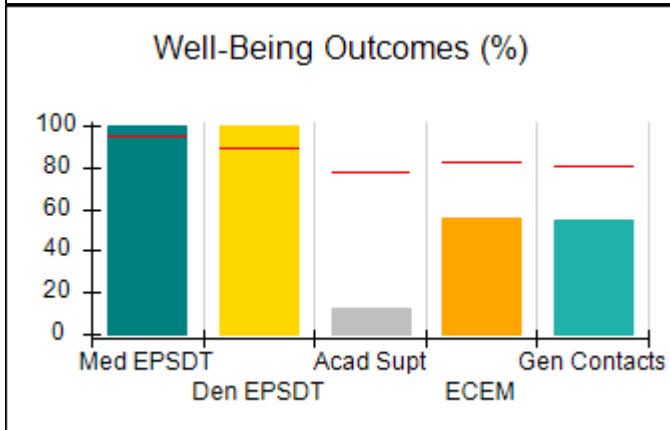
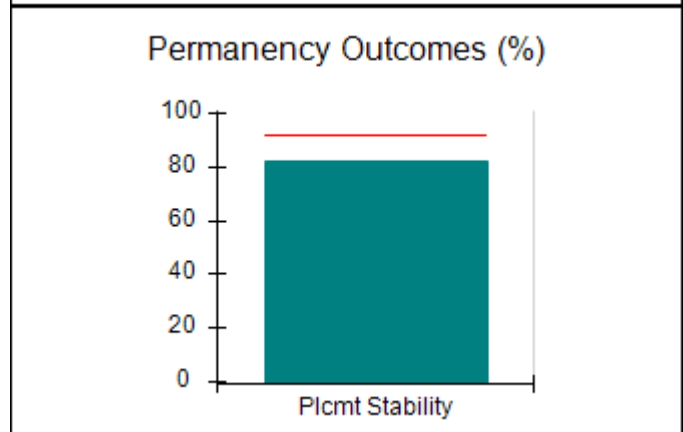
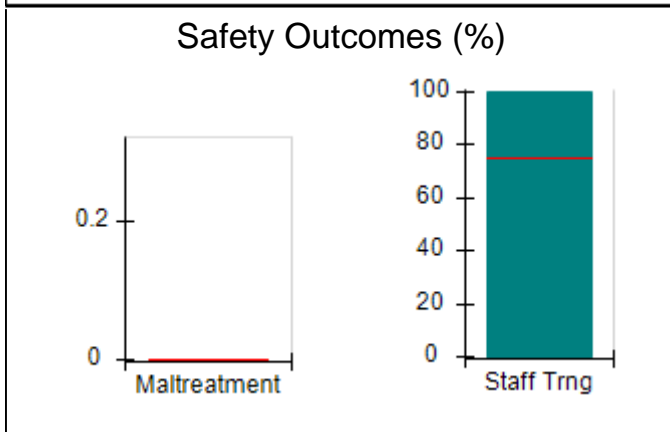
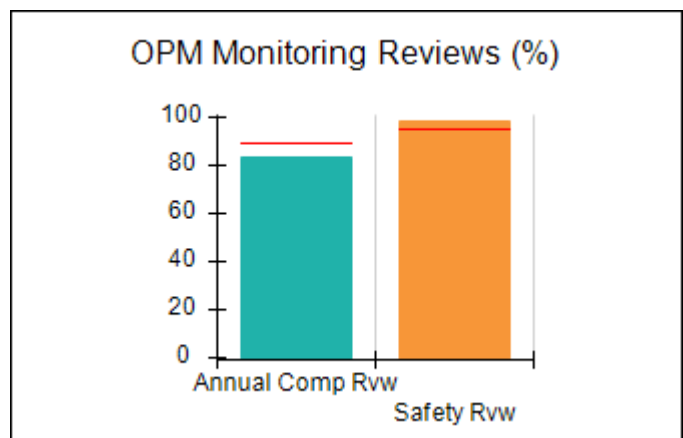
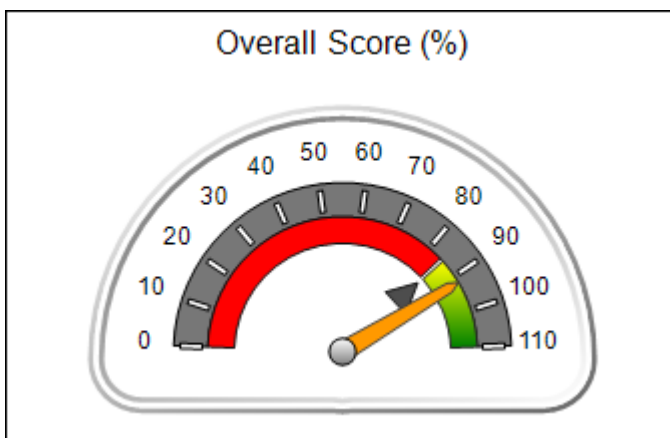
Provider/Program Name: Marcella's Community Safe House - (5173) - CCI

1286 Shuman Road, Statesboro, GA 30461 Phone: 912-587-7496 Vendor ID# 121477	Quarterly Scores (Grades)		Current Quarter Score (Grade)
	Q1: 89.27 (B+)	Q2: 91.98 (A-)	91.98% (A-)
	Q3: N/A	Q4: N/A	

Program Census Information:	# Children in Care During Quarter: 11	# Placements During Quarter: 11	# Children in Care On Last Day: 5
-----------------------------	---------------------------------------	---------------------------------	-----------------------------------

Quarterly Provider Comparisons to All CCIs

▼ — indicates average for all CCIs





DHS, DFCS, Office of Provider Management
Performance-Based Placement Measures
RBWO Provider GA+SCORECARD - CCI



Report Quarter: Q2 FY2017

Provider/Program Name: Marcella's Community Safe House - (5173) - CCI				
1286 Shuman Road, Statesboro, GA 30461		Quarterly Scores (Grades)		Current Quarter Score (Grade)
Phone: 912-587-7496		Q1: 89.27 (B+)	Q2: 91.98 (A-)	91.98% (A-)
Vendor ID# 121477		Q3: N/A	Q4: N/A	
Program Census Information:		# Children in Care During Quarter: 11	# Placements During Quarter: 11	# Children in Care On Last Day: 5
	Avg Performance All CCIs (%)	Provider Performance (%)*	Possible Points (Weight)	Provider Points Earned
OPM Monitoring Reviews				
Annual Comprehensive Reviews	89%	83%	25	20.79
Safety Reviews	95%	98%	15	14.73
Monitoring Sub-Total			40	35.52
CCI Safety Outcomes				
Incidence of Maltreatment	0.00%	No Substantiated Reports	10	10.00
Staff Training	75%	100%	10	10.00
Safety Sub-Total			20	20.00
CCI Permanency Outcomes				
Placement Stability	92%	82%	15	12.30
Permanency Sub-Total			15	12.30
CCI Well-Being Outcomes				
EPSDT Medical Visits	94%	100%	4	4.00
EPSDT Dental Visits	89%	100%	4	4.00
Academic Supports	77%	13%	3	0.39
Provider ECEM Visits	83%	56%	7	3.92
Provider General Contacts	80%	55%	7	3.85
Placements with Siblings	34%	0%	Not Scored	Not Scored
Placements within Legal County	16%	0%	Not Scored	Not Scored
Well-Being Sub-Total			25	16.16
*Performance calculation descriptions can be found in the FY 2017 RBWO PBP Measurements and Standards Guide.				

Monitoring & Outcomes: Possible Points = 100	Points Earned = 83.98
Score Before Incentives Credit	83.98%
Incentives Awarded	8.00 pts
PBP Verification	N/A pts
Total Score	91.98%



DHS, DFCS, Office of Provider Management
Performance-Based Placement Measures
RBWO Provider GA+SCORECARD - CCI



Report Quarter: Q2 FY2017

Provider/Program Name: Marcella's Community Safe House - (5173) - CCI

Program Census Information:		# Children in Care During Quarter: 11	# Placements During Quarter: 11	# Children in Care On Last Day: 5
CCI Incentive Credits	Avg Performance All CCIs (Points)	Provider Performance (%)*	Possible Points (Weight)	Provider Points Earned
Early EPSDT Medical Visits		100%	2	2.00
Early EPSDT Dental Visits		100%	2	2.00
Permanency Contacts		0%	5	0.00
Additional Academic Supports		0%	2	0.00
Active Agency Accreditation		0%	4	0.00
Staff Clinical Licensure		0%	5	0.00
Behavior Management (threshold = 0)		100%	4	4.00
Incentives Total	7.31		24	8.00
Maximum total combined incentive credit allowed is 10 points.			Incentives Awarded	8.00

*Performance calculation descriptions can be found in the FY 2017 RBWO PBP Measurements and Standards Guide.

Child Protective Services Investigations and Dispositions

The following investigations data, which is not used for scoring but is considered significant to a provider's performance, is from Georgia SHINES and is not considered final or complete until the end of the fiscal year.

Total Reports:	0	
Number Screened In:	0	
Number Screened Out:	0	
Number Substantiated:	0	
Number Unsubstantiated:	0	
Number Active CPS Investigations:	0	



DHS, DFCS, Office of Provider Management
Performance-Based Placement Measures
RBWO Provider GA+SCORECARD - CCI



Report Quarter: Q2 FY2017

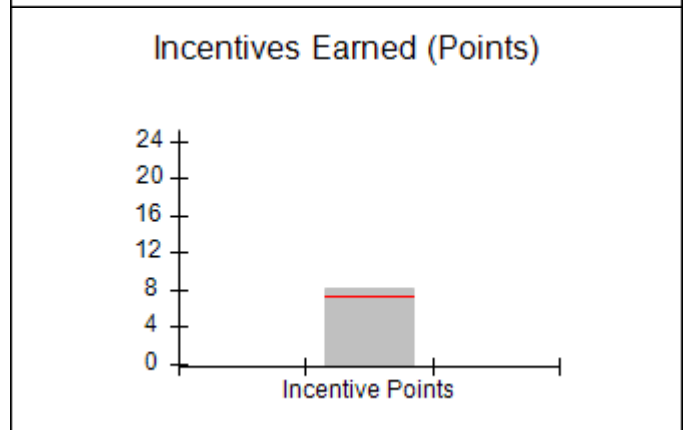
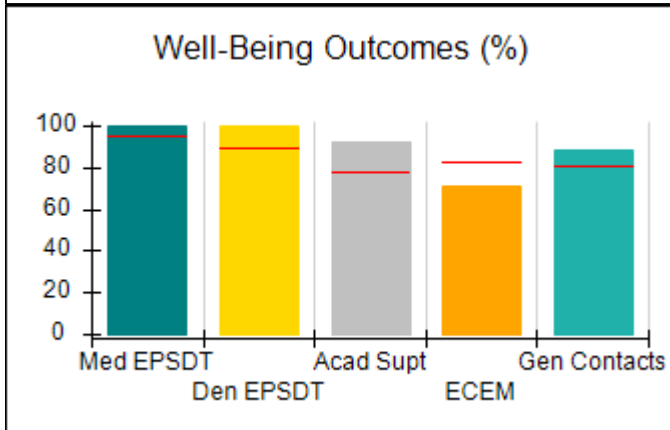
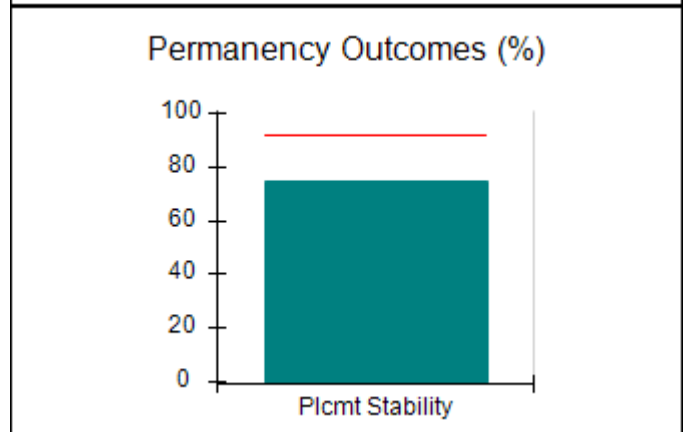
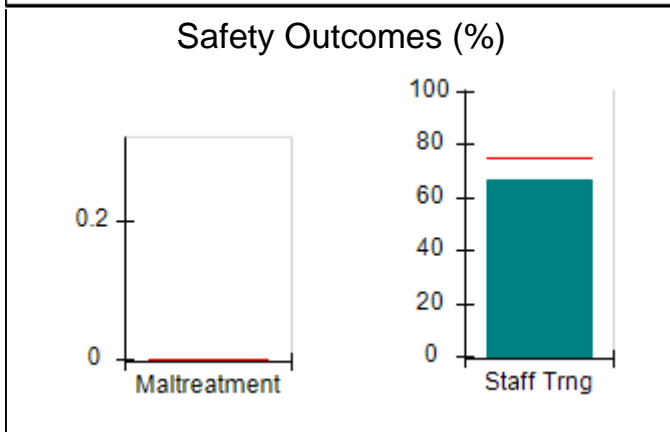
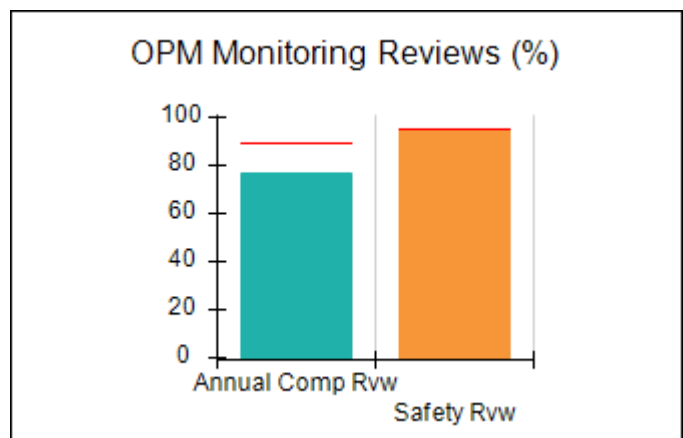
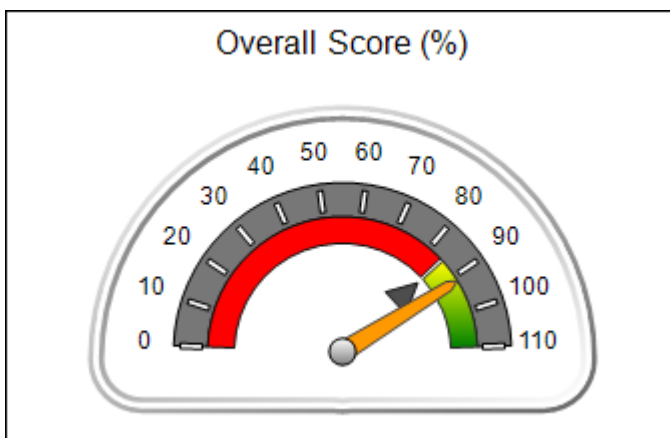
Provider/Program Name: Mentoring Youth Services - (5122) - CCI

2700 1st Avenue, Columbus, GA 31904 Phone: 706-984-0161 Vendor ID# 91958	Quarterly Scores (Grades)		Current Quarter Score (Grade)
	Q1: 93.61 (A-)	Q2: 91.45 (A-)	91.45% (A-)
	Q3: N/A	Q4: N/A	

Program Census Information:	# Children in Care During Quarter: 28	# Placements During Quarter: 29	# Children in Care On Last Day: 9
-----------------------------	---------------------------------------	---------------------------------	-----------------------------------

Quarterly Provider Comparisons to All CCIs

▼ — indicates average for all CCIs





DHS, DFCS, Office of Provider Management
Performance-Based Placement Measures
RBWO Provider GA+SCORECARD - CCI



Report Quarter: Q2 FY2017

Provider/Program Name: Mentoring Youth Services - (5122) - CCI				
2700 1st Avenue, Columbus, GA 31904 Phone: 706-984-0161 Vendor ID# 91958		Quarterly Scores (Grades)		Current Quarter Score (Grade)
		Q1: 93.61 (A-)	Q2: 91.45 (A-)	91.45% (A-)
		Q3: N/A	Q4: N/A	
Program Census Information:		# Children in Care During Quarter: 28	# Placements During Quarter: 29	# Children in Care On Last Day: 9
	Avg Performance All CCIs (%)	Provider Performance (%)*	Possible Points (Weight)	Provider Points Earned
OPM Monitoring Reviews				
Annual Comprehensive Reviews	89%	77%	25	19.18
Safety Reviews	95%	95%	15	14.31
Monitoring Sub-Total			40	33.49
CCI Safety Outcomes				
Incidence of Maltreatment	0.00%	No Substantiated Reports	10	10.00
Staff Training	75%	67%	10	6.70
Safety Sub-Total			20	16.70
CCI Permanency Outcomes				
Placement Stability	92%	75%	15	11.25
Permanency Sub-Total			15	11.25
CCI Well-Being Outcomes				
EPSDT Medical Visits	94%	100%	4	4.00
EPSDT Dental Visits	89%	100%	4	4.00
Academic Supports	77%	92%	3	2.76
Provider ECEM Visits	83%	71%	7	4.97
Provider General Contacts	80%	88%	7	6.16
Placements with Siblings	34%	0%	Not Scored	Not Scored
Placements within Legal County	16%	0%	Not Scored	Not Scored
Well-Being Sub-Total			25	21.89
*Performance calculation descriptions can be found in the FY 2017 RBWO PBP Measurements and Standards Guide.				

Monitoring & Outcomes: Possible Points = 100	Points Earned = 83.33
Score Before Incentives Credit	83.33%
Incentives Awarded	8.12 pts
PBP Verification	N/A pts
Total Score	91.45%



DHS, DFCS, Office of Provider Management
Performance-Based Placement Measures
RBWO Provider GA+SCORECARD - CCI



Report Quarter: Q2 FY2017

Provider/Program Name: Mentoring Youth Services - (5122) - CCI

Program Census Information:		# Children in Care During Quarter: 28	# Placements During Quarter: 29	# Children in Care On Last Day: 9
CCI Incentive Credits	Avg Performance All CCIs (Points)	Provider Performance (%)*	Possible Points (Weight)	Provider Points Earned
Early EPSDT Medical Visits		100%	2	2.00
Early EPSDT Dental Visits		100%	2	2.00
Permanency Contacts		0%	5	0.00
Additional Academic Supports		6%	2	0.12
Active Agency Accreditation		0%	4	0.00
Staff Clinical Licensure		0%	5	0.00
Behavior Management (threshold = 0)		100%	4	4.00
Incentives Total	7.31		24	8.12
Maximum total combined incentive credit allowed is 10 points.			Incentives Awarded	8.12

*Performance calculation descriptions can be found in the FY 2017 RBWO PBP Measurements and Standards Guide.

Child Protective Services Investigations and Dispositions

The following investigations data, which is not used for scoring but is considered significant to a provider's performance, is from Georgia SHINES and is not considered final or complete until the end of the fiscal year.

Total Reports:	5	
Number Screened In:	3	
Number Screened Out:	2	
Number Substantiated:	0	
Number Unsubstantiated:	3	
Number Active CPS Investigations:	0	



DHS, DFCS, Office of Provider Management
Performance-Based Placement Measures
RBWO Provider GA+SCORECARD - CCI



Report Quarter: Q2 FY2017

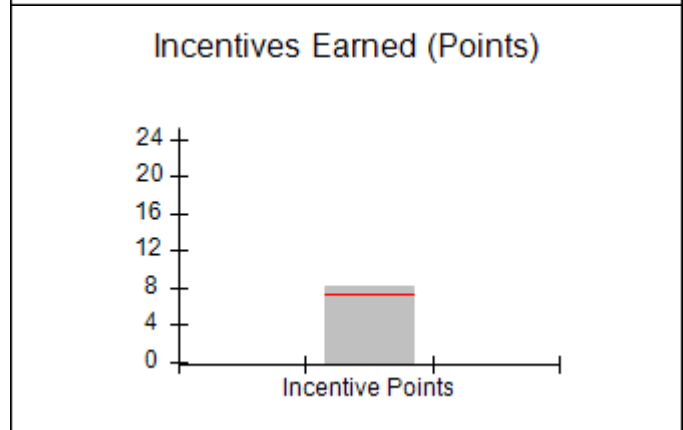
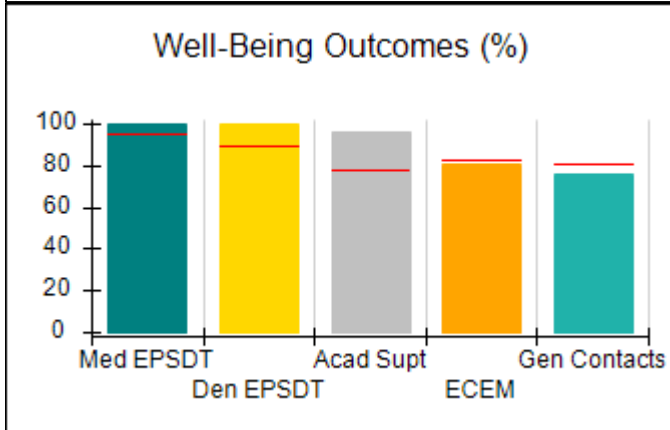
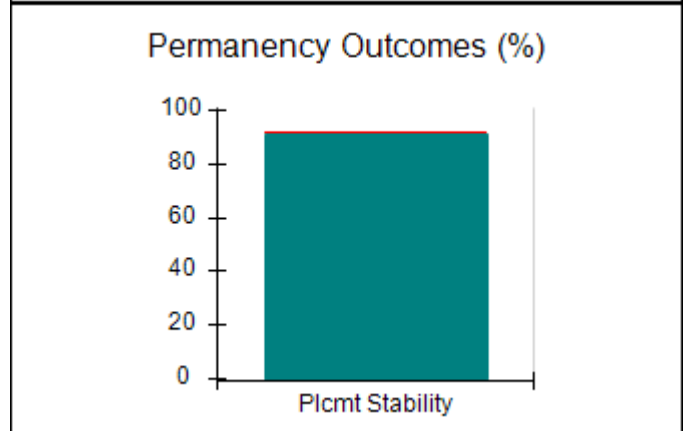
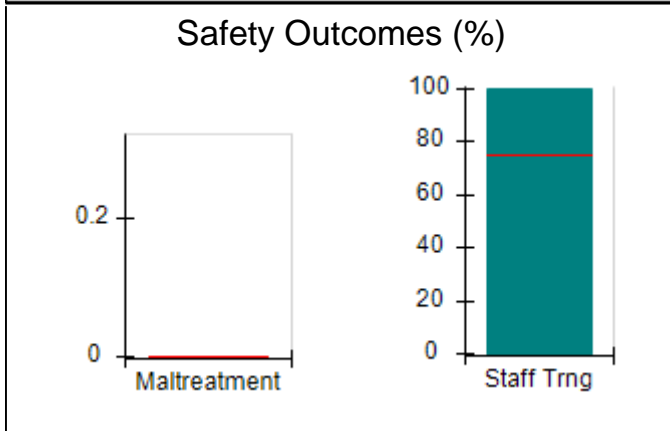
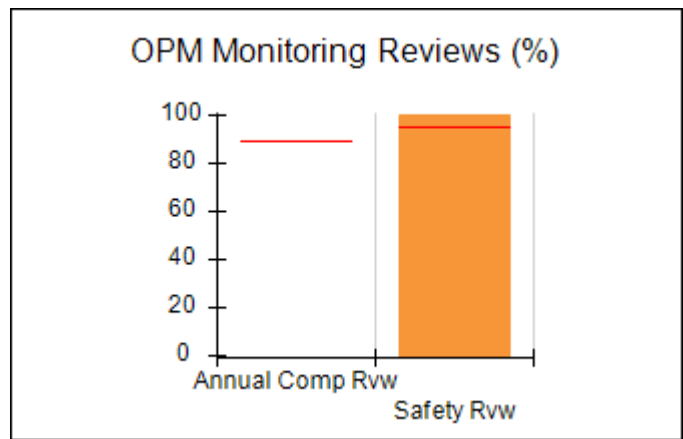
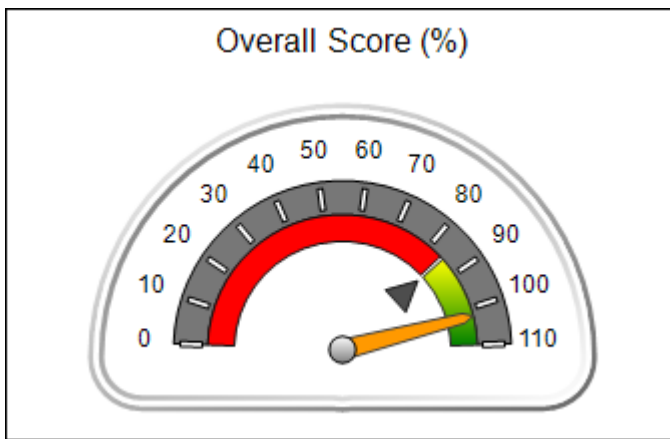
Provider/Program Name: Mentoring Youth Services - 6th Avenue (5226) - CCI

2021 6th Avenue, Columbus, GA 31904 Phone: 706-984-8633 Vendor ID# 118388	Quarterly Scores (Grades)		Current Quarter Score (Grade)
	Q1: 89.88 (B+)	Q2: 102.21 (A+)	102.21% (A+)
	Q3: N/A	Q4: N/A	

Program Census Information:	# Children in Care During Quarter: 22	# Placements During Quarter: 23	# Children in Care On Last Day: 12
-----------------------------	---------------------------------------	---------------------------------	------------------------------------

Quarterly Provider Comparisons to All CCIs

▼ — indicates average for all CCIs





DHS, DFCS, Office of Provider Management
Performance-Based Placement Measures
RBWO Provider GA+SCORECARD - CCI



Report Quarter: Q2 FY2017

Provider/Program Name: Mentoring Youth Services - 6th Avenue (5226) - CCI				
2021 6th Avenue, Columbus, GA 31904 Phone: 706-984-8633 Vendor ID# 118388		Quarterly Scores (Grades)		Current Quarter Score (Grade)
		Q1: 89.88 (B+)	Q2: 102.21 (A+)	102.21% (A+)
		Q3: N/A	Q4: N/A	
Program Census Information:		# Children in Care During Quarter: 22	# Placements During Quarter: 23	# Children in Care On Last Day: 12
	Avg Performance All CCIs (%)	Provider Performance (%)*	Possible Points (Weight)	Provider Points Earned
OPM Monitoring Reviews				
Annual Comprehensive Reviews	89%	Not Yet Conducted		
Safety Reviews	95%	100%	15	15.00
Monitoring Sub-Total			15	15.00
CCI Safety Outcomes				
Incidence of Maltreatment	0.00%	No Substantiated Reports	10	10.00
Staff Training	75%	100%	10	10.00
Safety Sub-Total			20	20.00
CCI Permanency Outcomes				
Placement Stability	92%	91%	15	13.65
Permanency Sub-Total			15	13.65
CCI Well-Being Outcomes				
EPSDT Medical Visits	94%	100%	4	4.00
EPSDT Dental Visits	89%	100%	4	4.00
Academic Supports	77%	96%	3	2.88
Provider ECEM Visits	83%	81%	7	5.67
Provider General Contacts	80%	76%	7	5.32
Placements with Siblings	34%	0%	Not Scored	Not Scored
Placements within Legal County	16%	0%	Not Scored	Not Scored
Well-Being Sub-Total			25	21.87
*Performance calculation descriptions can be found in the FY 2017 RBWO PBP Measurements and Standards Guide.				

Monitoring & Outcomes: Possible Points = 75	Points Earned = 70.52
Score Before Incentives Credit	94.03%
Incentives Awarded	8.18 pts
PBP Verification	N/A pts
Total Score	102.21%



DHS, DFCS, Office of Provider Management
Performance-Based Placement Measures
RBWO Provider GA+SCORECARD - CCI



Report Quarter: Q2 FY2017

Provider/Program Name: Mentoring Youth Services - 6th Avenue (5226) - CCI				
Program Census Information:		# Children in Care During Quarter: 22	# Placements During Quarter: 23	# Children in Care On Last Day: 12
CCI Incentive Credits	Avg Performance All CCIs (Points)	Provider Performance (%)*	Possible Points (Weight)	Provider Points Earned
Early EPSDT Medical Visits		100%	2	2.00
Early EPSDT Dental Visits		100%	2	2.00
Permanency Contacts		None Planned	5	
Additional Academic Supports		9%	2	0.18
Active Agency Accreditation		0%	4	0.00
Staff Clinical Licensure		0%	5	0.00
Behavior Management (threshold = 0)		100%	4	4.00
Incentives Total	7.31		24	8.18
Maximum total combined incentive credit allowed is 10 points.			Incentives Awarded	8.18

*Performance calculation descriptions can be found in the FY 2017 RBWO PBP Measurements and Standards Guide.

Child Protective Services Investigations and Dispositions	
The following investigations data, which is not used for scoring but is considered significant to a provider's performance, is from Georgia SHINES and is not considered final or complete until the end of the fiscal year.	
Total Reports:	1
Number Screened In:	1
Number Screened Out:	0
Number Substantiated:	0
Number Unsubstantiated:	1
Number Active CPS Investigations:	0



DHS, DFCS, Office of Provider Management
Performance-Based Placement Measures
RBWO Provider GA+SCORECARD - CCI



Report Quarter: Q2 FY2017

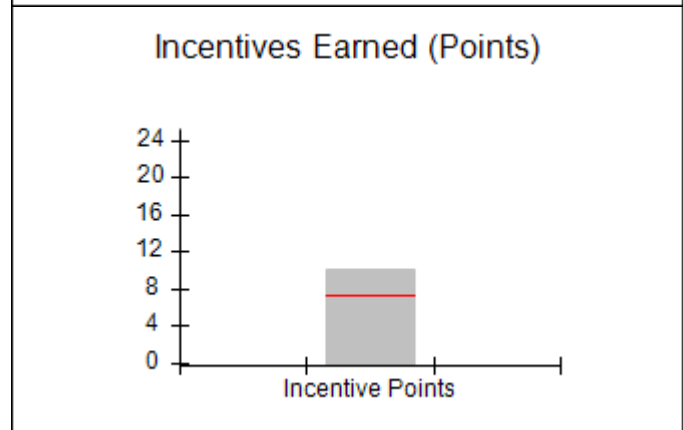
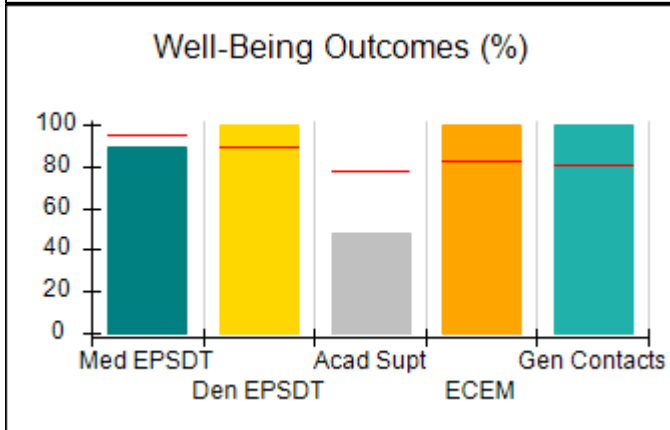
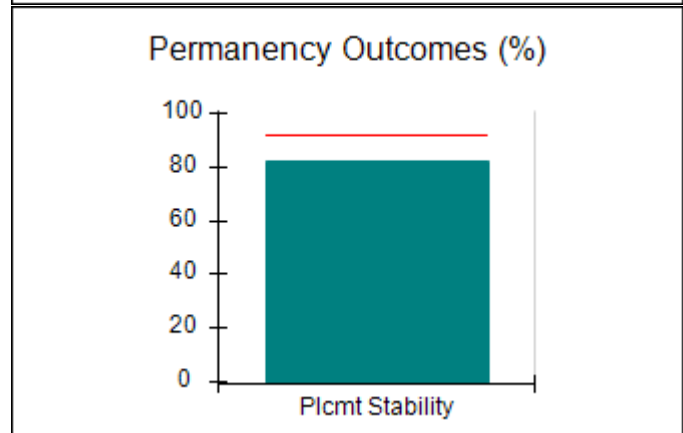
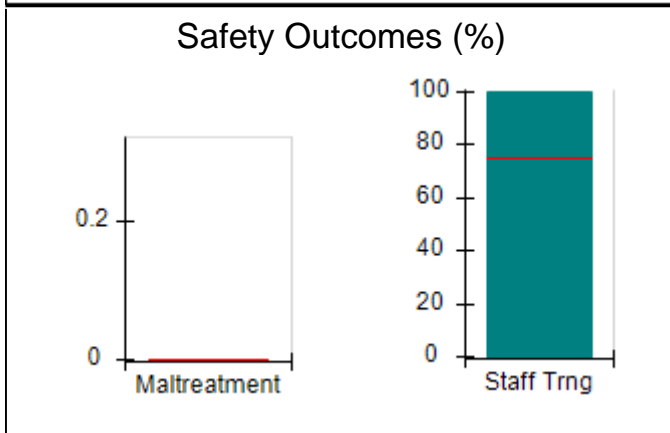
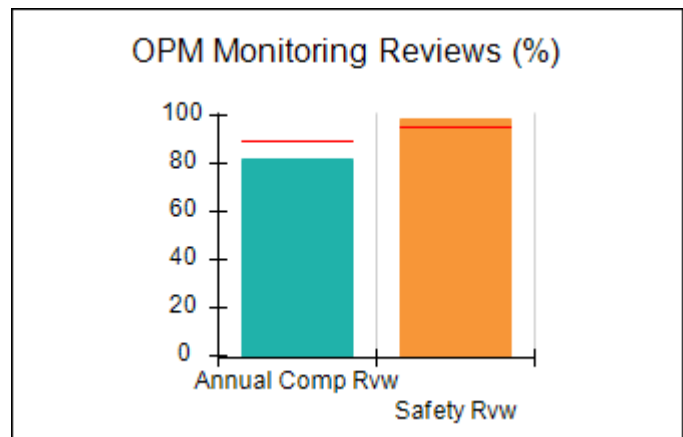
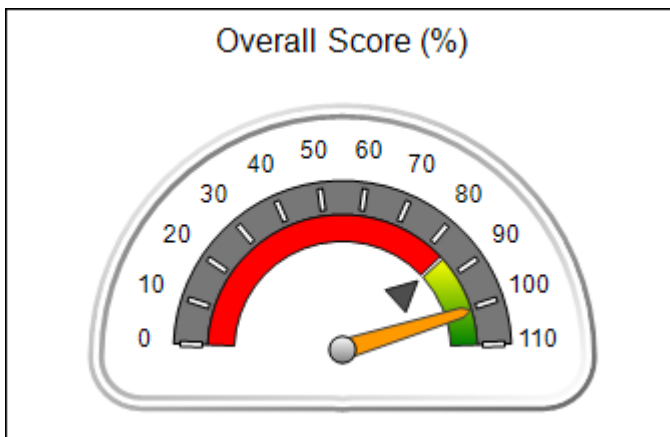
Provider/Program Name: Methodist Home for Children & Youth, The - Arabella (1016) - CCI

9308 GA Hwy 85, Waverly Hall, GA 31831 Phone: 706-582-3843 Vendor ID# 71217	Quarterly Scores (Grades)		Current Quarter Score (Grade)
	Q1: 99.08 (A+)	Q2: 100.55 (A+)	100.55% (A+)
	Q3: N/A	Q4: N/A	

Program Census Information:	# Children in Care During Quarter: 11	# Placements During Quarter: 11	# Children in Care On Last Day: 7
-----------------------------	---------------------------------------	---------------------------------	-----------------------------------

Quarterly Provider Comparisons to All CCIs

▼ — indicates average for all CCIs





DHS, DFCS, Office of Provider Management
Performance-Based Placement Measures
RBWO Provider GA+SCORECARD - CCI



Report Quarter: Q2 FY2017

Provider/Program Name: Methodist Home for Children & Youth, The - Arabella (1016) - CCI				
9308 GA Hwy 85, Waverly Hall, GA 31831 Phone: 706-582-3843 Vendor ID# 71217		Quarterly Scores (Grades)		Current Quarter Score (Grade)
		Q1: 99.08 (A+)	Q2: 100.55 (A+)	100.55% (A+)
		Q3: N/A	Q4: N/A	
Program Census Information:		# Children in Care During Quarter: 11	# Placements During Quarter: 11	# Children in Care On Last Day: 7
	Avg Performance All CCIs (%)	Provider Performance (%)*	Possible Points (Weight)	Provider Points Earned
OPM Monitoring Reviews				
Annual Comprehensive Reviews	89%	82%	25	20.51
Safety Reviews	95%	98%	15	14.74
Monitoring Sub-Total			40	35.25
CCI Safety Outcomes				
Incidence of Maltreatment	0.00%	No Substantiated Reports	10	10.00
Staff Training	75%	100%	10	10.00
Safety Sub-Total			20	20.00
CCI Permanency Outcomes				
Placement Stability	92%	82%	15	12.30
Permanency Sub-Total			15	12.30
CCI Well-Being Outcomes				
EPSDT Medical Visits	94%	89%	4	3.56
EPSDT Dental Visits	89%	100%	4	4.00
Academic Supports	77%	48%	3	1.44
Provider ECEM Visits	83%	100%	7	7.00
Provider General Contacts	80%	100%	7	7.00
Placements with Siblings	34%	50%	Not Scored	Not Scored
Placements within Legal County	16%	0%	Not Scored	Not Scored
Well-Being Sub-Total			25	23.00
*Performance calculation descriptions can be found in the FY 2017 RBWO PBP Measurements and Standards Guide.				

Monitoring & Outcomes: Possible Points = 100	Points Earned = 90.55
Score Before Incentives Credit	90.55%
Incentives Awarded	10.00 pts
PBP Verification	N/A pts
Total Score	100.55%



DHS, DFCS, Office of Provider Management
Performance-Based Placement Measures
RBWO Provider GA+SCORECARD - CCI



Report Quarter: Q2 FY2017

Provider/Program Name: Methodist Home for Children & Youth, The - Arabella (1016) - CCI

Program Census Information:		# Children in Care During Quarter: 11	# Placements During Quarter: 11	# Children in Care On Last Day: 7
CCI Incentive Credits	Avg Performance All CCIs (Points)	Provider Performance (%)*	Possible Points (Weight)	Provider Points Earned
Early EPSDT Medical Visits		100%	2	2.00
Early EPSDT Dental Visits		100%	2	2.00
Permanency Contacts		None Planned	5	
Additional Academic Supports		5%	2	0.10
Active Agency Accreditation		50%	4	2.00
Staff Clinical Licensure		0%	5	0.00
Behavior Management (threshold = 0)		100%	4	4.00
Incentives Total	7.31		24	10.10
Maximum total combined incentive credit allowed is 10 points.			Incentives Awarded	10.00

*Performance calculation descriptions can be found in the FY 2017 RBWO PBP Measurements and Standards Guide.

Child Protective Services Investigations and Dispositions	
The following investigations data, which is not used for scoring but is considered significant to a provider's performance, is from Georgia SHINES and is not considered final or complete until the end of the fiscal year.	
Total Reports:	0
Number Screened In:	0
Number Screened Out:	0
Number Substantiated:	0
Number Unsubstantiated:	0
Number Active CPS Investigations:	0



Performance-Based Placement Measures RBWO Provider GA+SCORECARD - CCI

Report Quarter: Q2 FY2017

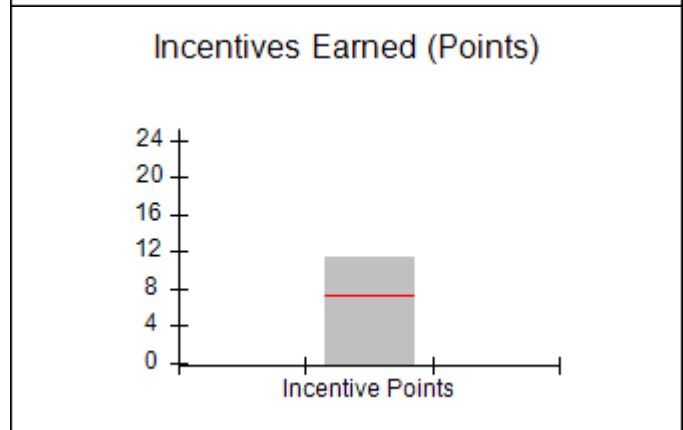
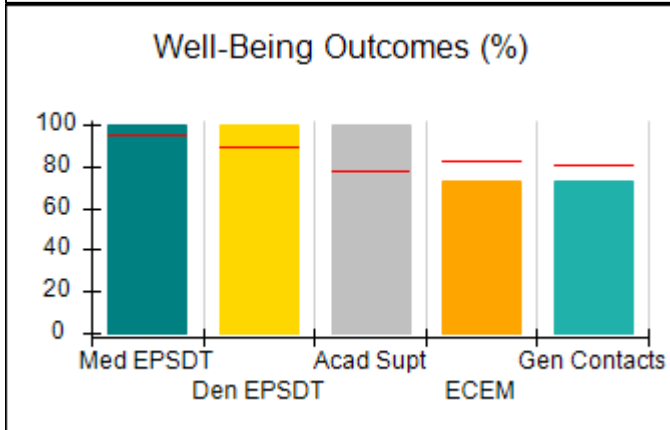
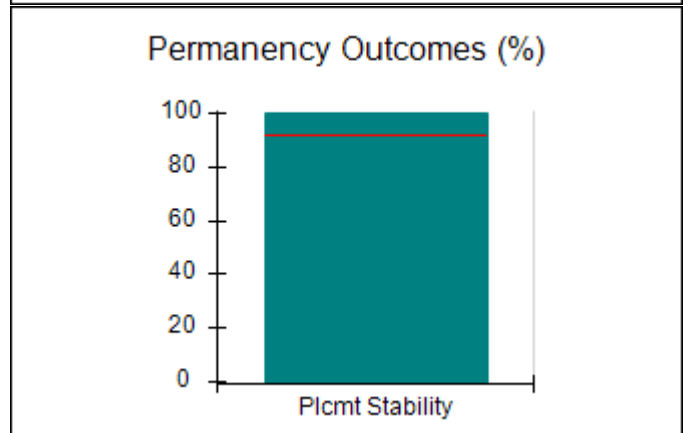
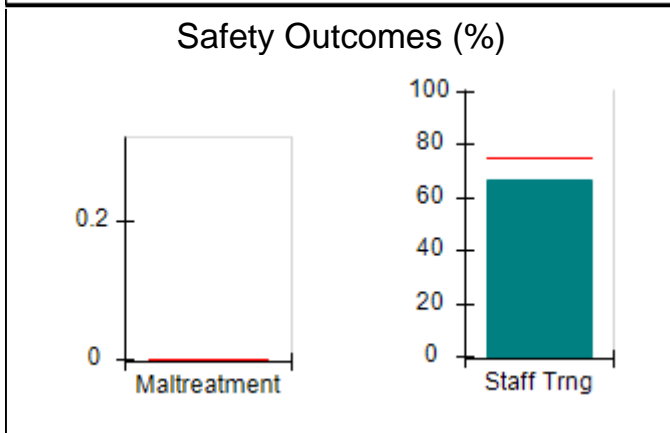
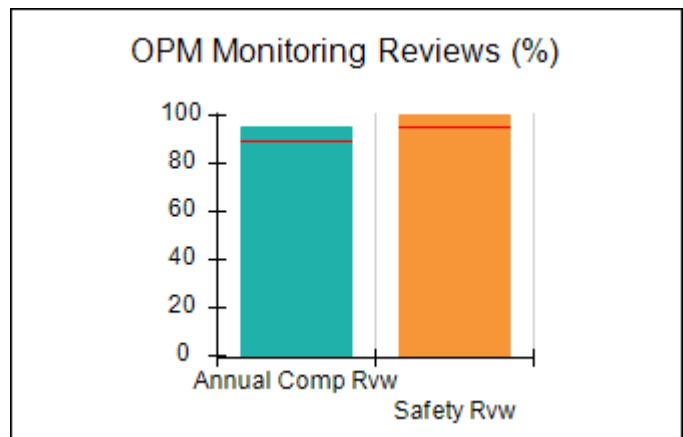
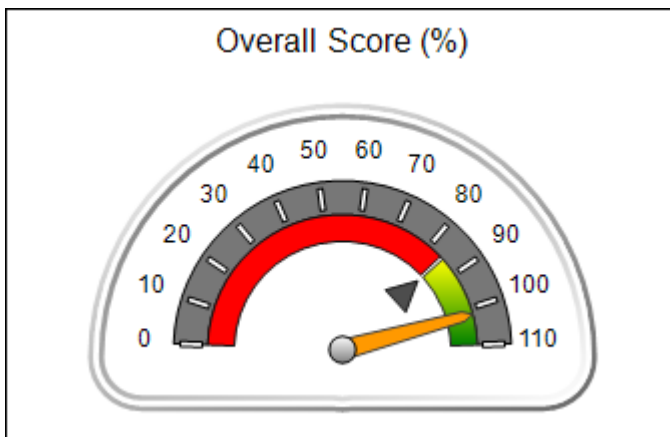
Provider/Program Name: Methodist Home for Children & Youth, The - dba Americus Group Home (749) - CCI

102 Mill Creek Rd., Americus, GA 31709 Phone: 229-924-9550 Vendor ID# 35463	Quarterly Scores (Grades)		Current Quarter Score (Grade)
	Q1: 99.77 (A+)	Q2: 101.73 (A+)	101.73% (A+)
	Q3: N/A	Q4: N/A	

Program Census Information:	# Children in Care During Quarter: 11	# Placements During Quarter: 11	# Children in Care On Last Day: 8
-----------------------------	---------------------------------------	---------------------------------	-----------------------------------

Quarterly Provider Comparisons to All CCIs

▼ ————— indicates average for all CCIs





DHS, DFCS, Office of Provider Management
Performance-Based Placement Measures
RBWO Provider GA+SCORECARD - CCI



Report Quarter: Q2 FY2017

Provider/Program Name: Methodist Home for Children & Youth, The - dba Americus Group Home (749) - CCI				
102 Mill Creek Rd., Americus, GA 31709 Phone: 229-924-9550 Vendor ID# 35463		Quarterly Scores (Grades)		Current Quarter Score (Grade)
		Q1: 99.77 (A+)	Q2: 101.73 (A+)	101.73% (A+)
		Q3: N/A	Q4: N/A	
Program Census Information:		# Children in Care During Quarter: 11	# Placements During Quarter: 11	# Children in Care On Last Day: 8
	Avg Performance All CCIs (%)	Provider Performance (%)*	Possible Points (Weight)	Provider Points Earned
OPM Monitoring Reviews				
Annual Comprehensive Reviews	89%	95%	25	23.81
Safety Reviews	95%	100%	15	15.00
Monitoring Sub-Total			40	38.81
CCI Safety Outcomes				
Incidence of Maltreatment	0.00%	No Substantiated Reports	10	10.00
Staff Training	75%	67%	10	6.70
Safety Sub-Total			20	16.70
CCI Permanency Outcomes				
Placement Stability	92%	100%	15	15.00
Permanency Sub-Total			15	15.00
CCI Well-Being Outcomes				
EPSDT Medical Visits	94%	100%	4	4.00
EPSDT Dental Visits	89%	100%	4	4.00
Academic Supports	77%	100%	3	3.00
Provider ECEM Visits	83%	73%	7	5.11
Provider General Contacts	80%	73%	7	5.11
Placements with Siblings	34%	0%	Not Scored	Not Scored
Placements within Legal County	16%	0%	Not Scored	Not Scored
Well-Being Sub-Total			25	21.22
*Performance calculation descriptions can be found in the FY 2017 RBWO PBP Measurements and Standards Guide.				

Monitoring & Outcomes: Possible Points = 100	Points Earned = 91.73
Score Before Incentives Credit	91.73%
Incentives Awarded	10.00 pts
PBP Verification	N/A pts
Total Score	101.73%



DHS, DFCS, Office of Provider Management
Performance-Based Placement Measures
RBWO Provider GA+SCORECARD - CCI



Report Quarter: Q2 FY2017

Provider/Program Name: Methodist Home for Children & Youth, The - dba Americus Group Home (749) - CCI

Program Census Information:		# Children in Care During Quarter: 11	# Placements During Quarter: 11	# Children in Care On Last Day: 8
CCI Incentive Credits	Avg Performance All CCIs (Points)	Provider Performance (%)*	Possible Points (Weight)	Provider Points Earned
Early EPSDT Medical Visits		100%	2	2.00
Early EPSDT Dental Visits		100%	2	2.00
Permanency Contacts		0%	5	0.00
Additional Academic Supports		70%	2	1.40
Active Agency Accreditation		50%	4	2.00
Staff Clinical Licensure		0%	5	0.00
Behavior Management (threshold = 0)		100%	4	4.00
Incentives Total	7.31		24	11.40
Maximum total combined incentive credit allowed is 10 points.			Incentives Awarded	10.00

*Performance calculation descriptions can be found in the FY 2017 RBWO PBP Measurements and Standards Guide.

Child Protective Services Investigations and Dispositions	
The following investigations data, which is not used for scoring but is considered significant to a provider's performance, is from Georgia SHINES and is not considered final or complete until the end of the fiscal year.	
Total Reports:	0
Number Screened In:	0
Number Screened Out:	0
Number Substantiated:	0
Number Unsubstantiated:	0
Number Active CPS Investigations:	0



Performance-Based Placement Measures RBWO Provider GA+SCORECARD - CCI

Report Quarter: Q2 FY2017

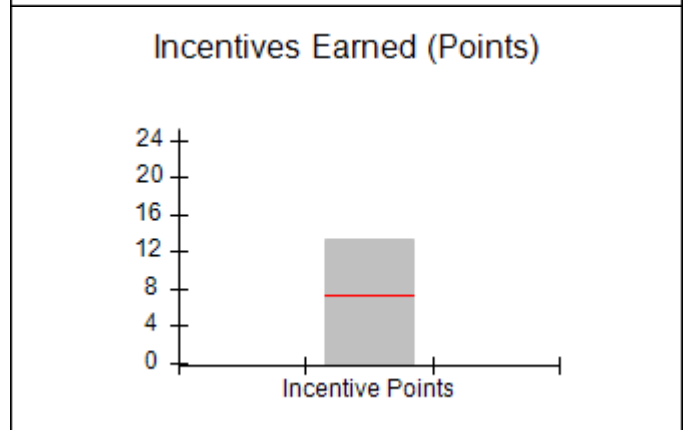
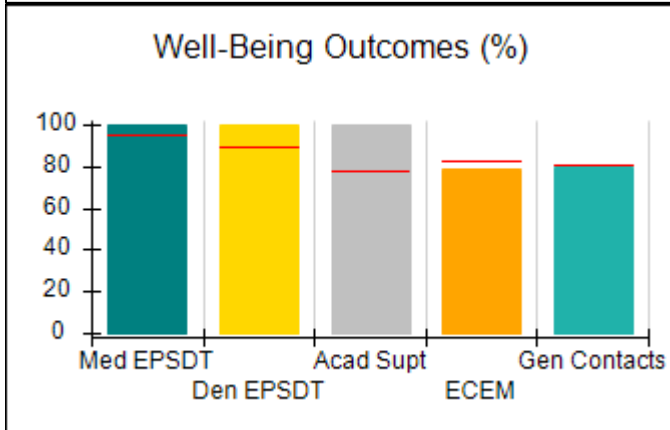
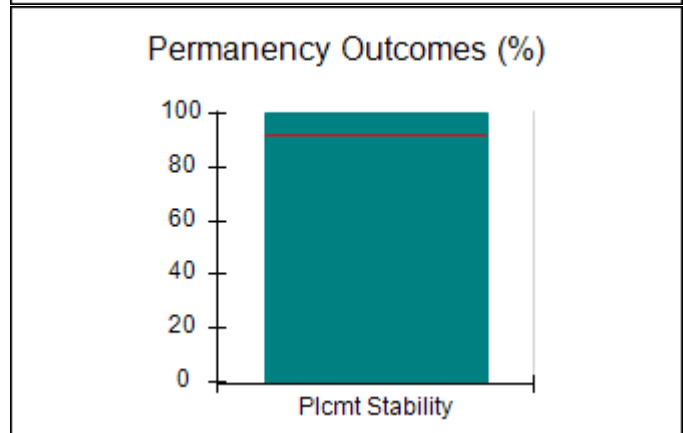
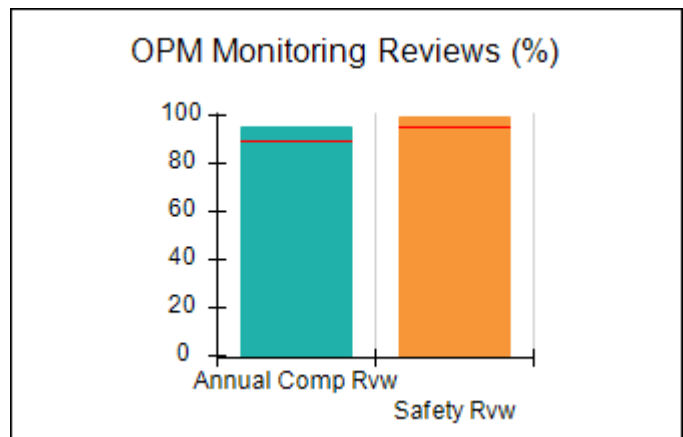
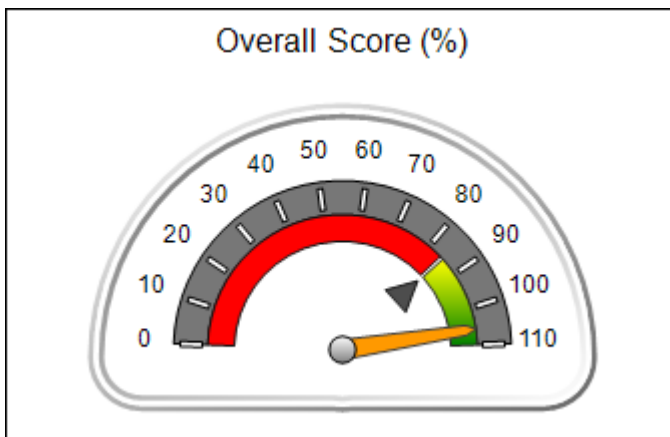
Provider/Program Name: Methodist Home for Children & Youth, The - dba St. Marys Group Home (750) - CCI

3296 Winding Road, St. Marys, GA 31558 Phone: 912-882-7770 Vendor ID# 35459	Quarterly Scores (Grades)		Current Quarter Score (Grade)
	Q1: 105.64 (A+)	Q2: 105.74 (A+)	105.74% (A+)
	Q3: N/A	Q4: N/A	

Program Census Information:	# Children in Care During Quarter: 10	# Placements During Quarter: 10	# Children in Care On Last Day: 8
-----------------------------	---------------------------------------	---------------------------------	-----------------------------------

Quarterly Provider Comparisons to All CCIs

▼ ————— indicates average for all CCIs





DHS, DFCS, Office of Provider Management
Performance-Based Placement Measures
RBWO Provider GA+SCORECARD - CCI



Report Quarter: Q2 FY2017

Provider/Program Name: Methodist Home for Children & Youth, The - dba St. Marys Group Home (750) - CCI				
3296 Winding Road, St. Marys, GA 31558 Phone: 912-882-7770 Vendor ID# 35459		Quarterly Scores (Grades)		Current Quarter Score (Grade)
		Q1: 105.64 (A+)	Q2: 105.74 (A+)	105.74% (A+)
		Q3: N/A	Q4: N/A	
Program Census Information:		# Children in Care During Quarter: 10	# Placements During Quarter: 10	# Children in Care On Last Day: 8
	Avg Performance All CCIs (%)	Provider Performance (%)*	Possible Points (Weight)	Provider Points Earned
OPM Monitoring Reviews				
Annual Comprehensive Reviews	89%	95%	25	23.71
Safety Reviews	95%	99%	15	14.90
Monitoring Sub-Total			40	38.61
CCI Safety Outcomes				
Incidence of Maltreatment	0.00%	No Substantiated Reports	10	10.00
Staff Training	75%	100%	10	10.00
Safety Sub-Total			20	20.00
CCI Permanency Outcomes				
Placement Stability	92%	100%	15	15.00
Permanency Sub-Total			15	15.00
CCI Well-Being Outcomes				
EPSDT Medical Visits	94%	100%	4	4.00
EPSDT Dental Visits	89%	100%	4	4.00
Academic Supports	77%	100%	3	3.00
Provider ECEM Visits	83%	79%	7	5.53
Provider General Contacts	80%	80%	7	5.60
Placements with Siblings	34%	29%	Not Scored	Not Scored
Placements within Legal County	16%	Not Eligible	Not Scored	Not Scored
Well-Being Sub-Total			25	22.13
*Performance calculation descriptions can be found in the FY 2017 RBWO PBP Measurements and Standards Guide.				

Monitoring & Outcomes: Possible Points = 100	Points Earned = 95.74
Score Before Incentives Credit	95.74%
Incentives Awarded	10.00 pts
PBP Verification	N/A pts
Total Score	105.74%



DHS, DFCS, Office of Provider Management
Performance-Based Placement Measures
RBWO Provider GA+SCORECARD - CCI



Report Quarter: Q2 FY2017

Provider/Program Name: Methodist Home for Children & Youth, The - dba St. Marys Group Home (750) - CCI

Program Census Information:		# Children in Care During Quarter: 10	# Placements During Quarter: 10	# Children in Care On Last Day: 8
CCI Incentive Credits	Avg Performance All CCIs (Points)	Provider Performance (%)*	Possible Points (Weight)	Provider Points Earned
Early EPSDT Medical Visits		Not Eligible	2	
Early EPSDT Dental Visits		100%	2	2.00
Permanency Contacts		100%	5	5.00
Additional Academic Supports		14%	2	0.28
Active Agency Accreditation		50%	4	2.00
Staff Clinical Licensure		0%	5	0.00
Behavior Management (threshold = 0)		100%	4	4.00
Incentives Total	7.31		24	13.28
Maximum total combined incentive credit allowed is 10 points.			Incentives Awarded	10.00

*Performance calculation descriptions can be found in the FY 2017 RBWO PBP Measurements and Standards Guide.

Child Protective Services Investigations and Dispositions	
The following investigations data, which is not used for scoring but is considered significant to a provider's performance, is from Georgia SHINES and is not considered final or complete until the end of the fiscal year.	
Total Reports:	1
Number Screened In:	1
Number Screened Out:	0
Number Substantiated:	0
Number Unsubstantiated:	1
Number Active CPS Investigations:	0



Performance-Based Placement Measures RBWO Provider GA+SCORECARD - CCI

Report Quarter: Q2 FY2017

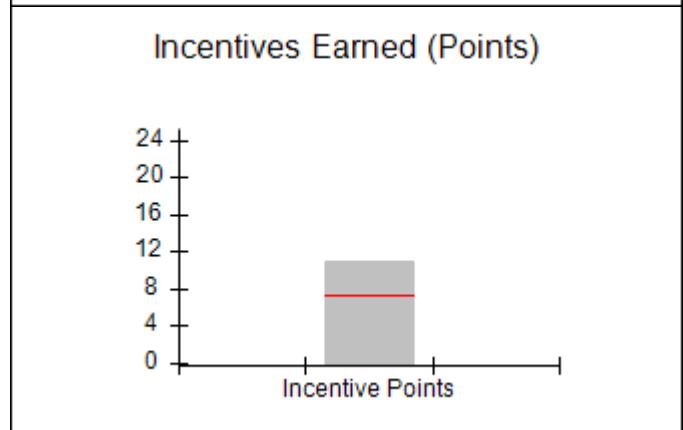
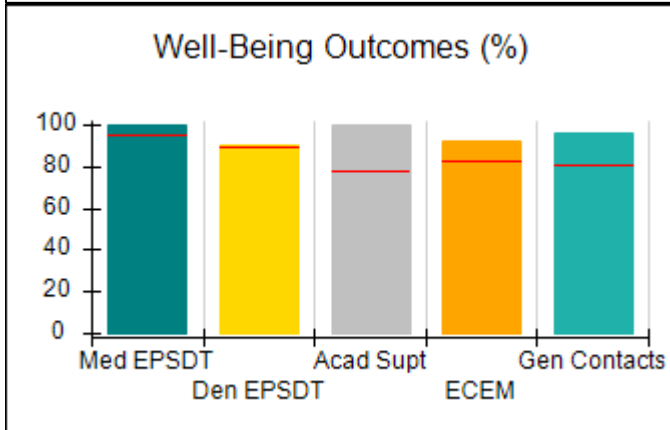
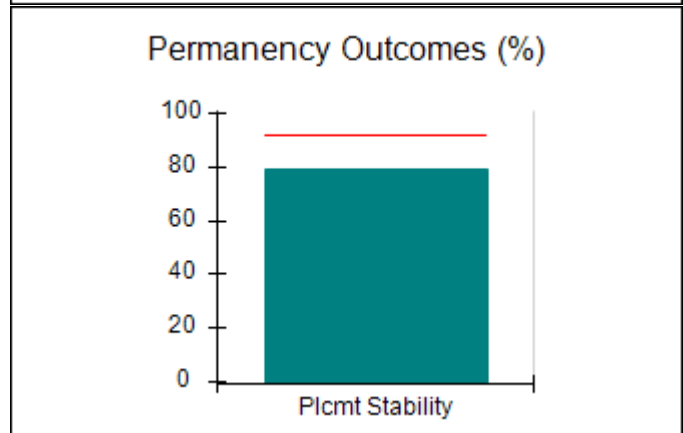
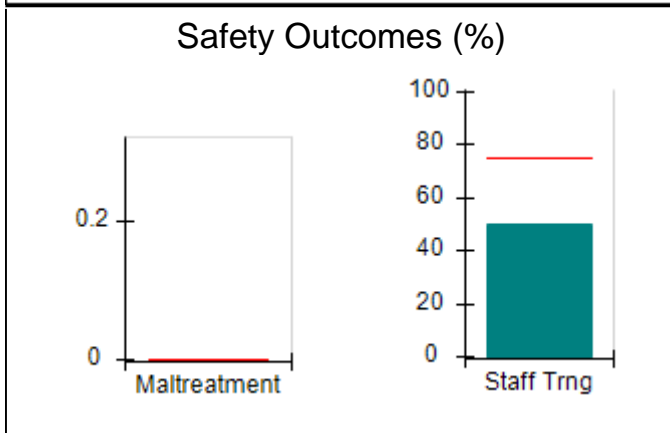
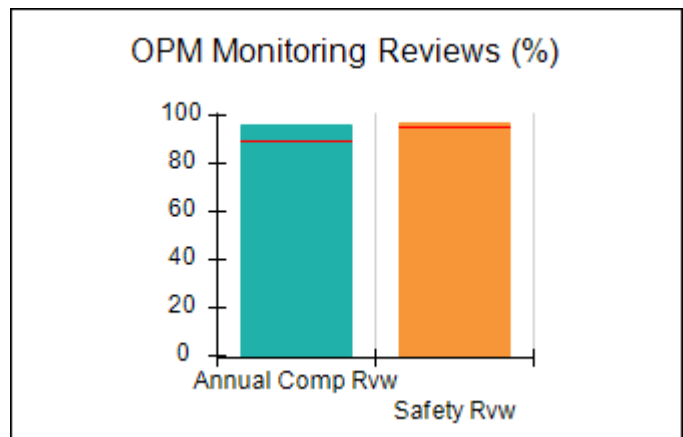
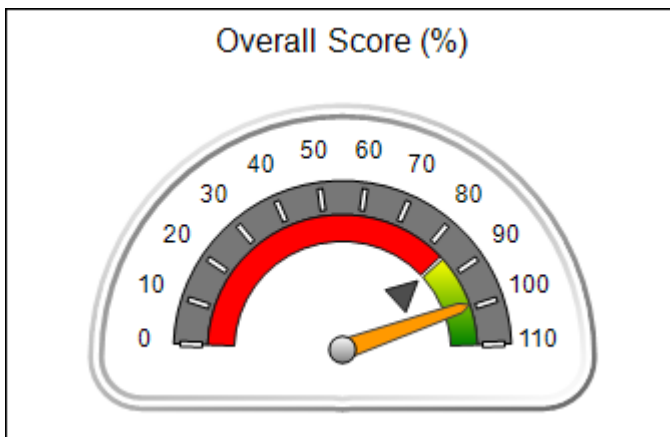
Provider/Program Name: Methodist Home for Children & Youth, The - dba Valdosta Group Home (752) - CCI

2545 East Park Ave., Valdosta, GA 31605 Phone: 229-247-5100 Vendor ID# 35466	Quarterly Scores (Grades)		Current Quarter Score (Grade)
	Q1: 102.66 (A+)	Q2: 99.12 (A+)	99.12% (A+)
	Q3: N/A	Q4: N/A	

Program Census Information:	# Children in Care During Quarter: 14	# Placements During Quarter: 14	# Children in Care On Last Day: 10
-----------------------------	---------------------------------------	---------------------------------	------------------------------------

Quarterly Provider Comparisons to All CCIs

▼ indicates average for all CCIs





DHS, DFCS, Office of Provider Management
Performance-Based Placement Measures
RBWO Provider GA+SCORECARD - CCI



Report Quarter: Q2 FY2017

Provider/Program Name: Methodist Home for Children & Youth, The - dba Valdosta Group Home (752) - CCI				
2545 East Park Ave., Valdosta, GA 31605 Phone: 229-247-5100 Vendor ID# 35466		Quarterly Scores (Grades)		Current Quarter Score (Grade)
		Q1: 102.66 (A+)	Q2: 99.12 (A+)	99.12% (A+)
		Q3: N/A	Q4: N/A	
Program Census Information:		# Children in Care During Quarter: 14	# Placements During Quarter: 14	# Children in Care On Last Day: 10
	Avg Performance All CCIs (%)	Provider Performance (%)*	Possible Points (Weight)	Provider Points Earned
OPM Monitoring Reviews				
Annual Comprehensive Reviews	89%	96%	25	23.93
Safety Reviews	95%	97%	15	14.58
Monitoring Sub-Total			40	38.51
CCI Safety Outcomes				
Incidence of Maltreatment	0.00%	No Substantiated Reports	10	10.00
Staff Training	75%	50%	10	5.00
Safety Sub-Total			20	15.00
CCI Permanency Outcomes				
Placement Stability	92%	79%	15	11.85
Permanency Sub-Total			15	11.85
CCI Well-Being Outcomes				
EPSDT Medical Visits	94%	100%	4	4.00
EPSDT Dental Visits	89%	90%	4	3.60
Academic Supports	77%	100%	3	3.00
Provider ECEM Visits	83%	92%	7	6.44
Provider General Contacts	80%	96%	7	6.72
Placements with Siblings	34%	0%	Not Scored	Not Scored
Placements within Legal County	16%	0%	Not Scored	Not Scored
Well-Being Sub-Total			25	23.76
*Performance calculation descriptions can be found in the FY 2017 RBWO PBP Measurements and Standards Guide.				

Monitoring & Outcomes: Possible Points = 100	Points Earned = 89.12
Score Before Incentives Credit	89.12%
Incentives Awarded	10.00 pts
PBP Verification	N/A pts
Total Score	99.12%



DHS, DFCS, Office of Provider Management
Performance-Based Placement Measures
RBWO Provider GA+SCORECARD - CCI



Report Quarter: Q2 FY2017

Provider/Program Name: Methodist Home for Children & Youth, The - dba Valdosta Group Home (752) - CCI

Program Census Information:		# Children in Care During Quarter: 14	# Placements During Quarter: 14	# Children in Care On Last Day: 10
CCI Incentive Credits	Avg Performance All CCIs (Points)	Provider Performance (%)*	Possible Points (Weight)	Provider Points Earned
Early EPSDT Medical Visits		100%	2	2.00
Early EPSDT Dental Visits		50%	2	1.00
Permanency Contacts		None Planned	5	
Additional Academic Supports		92%	2	1.84
Active Agency Accreditation		50%	4	2.00
Staff Clinical Licensure		0%	5	0.00
Behavior Management (threshold = 0)		100%	4	4.00
Incentives Total	7.31		24	10.84
Maximum total combined incentive credit allowed is 10 points.			Incentives Awarded	10.00

*Performance calculation descriptions can be found in the FY 2017 RBWO PBP Measurements and Standards Guide.

Child Protective Services Investigations and Dispositions	
The following investigations data, which is not used for scoring but is considered significant to a provider's performance, is from Georgia SHINES and is not considered final or complete until the end of the fiscal year.	
Total Reports:	0
Number Screened In:	0
Number Screened Out:	0
Number Substantiated:	0
Number Unsubstantiated:	0
Number Active CPS Investigations:	0



DHS, DFCS, Office of Provider Management
Performance-Based Placement Measures
RBWO Provider GA+SCORECARD - CCI



Report Quarter: Q2 FY2017

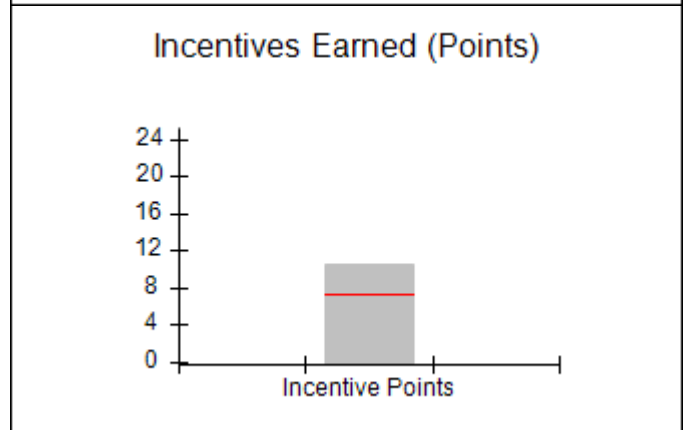
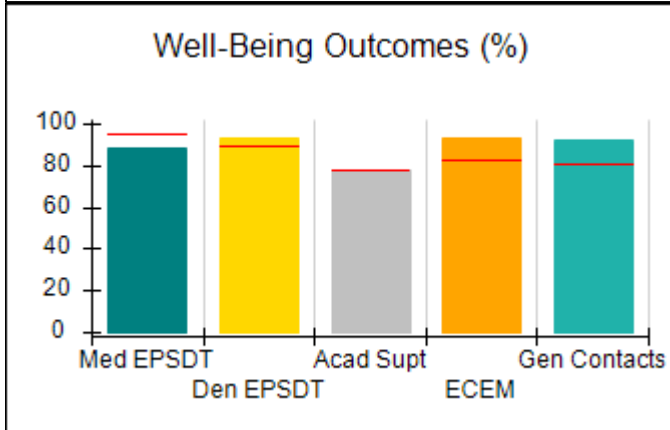
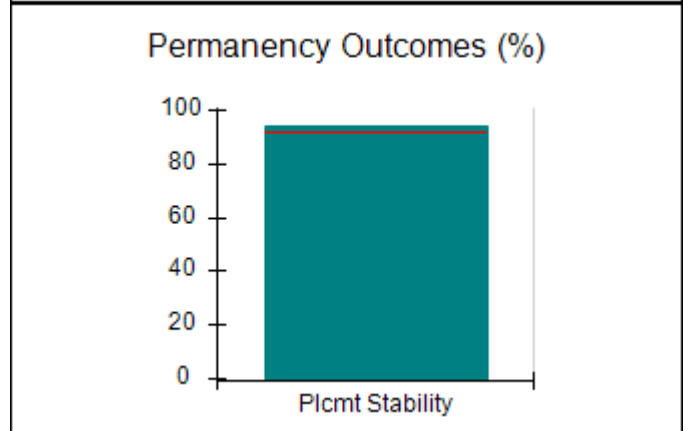
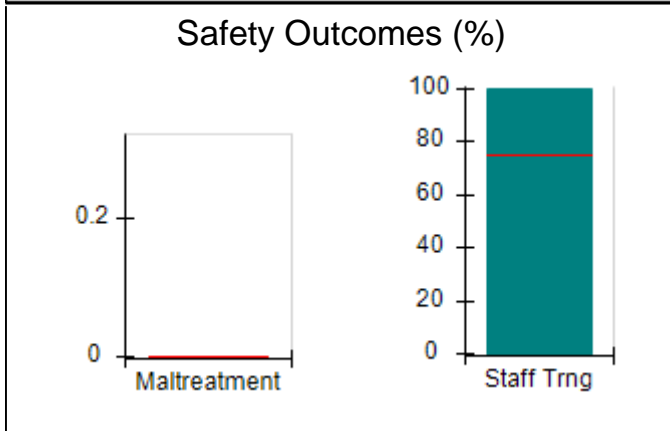
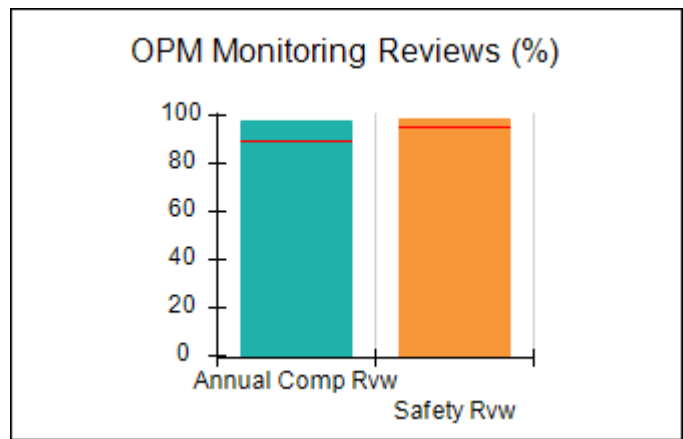
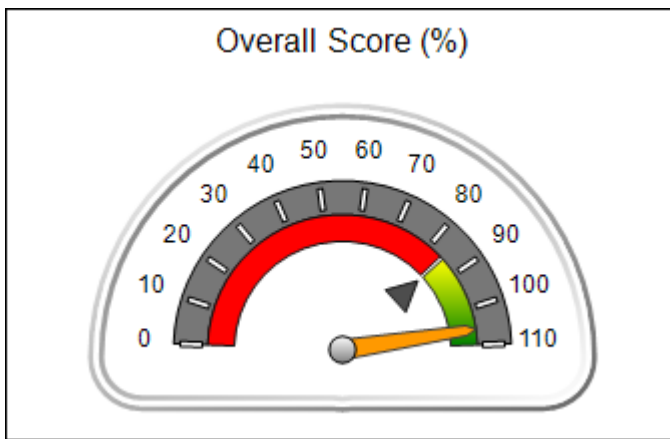
Provider/Program Name: Methodist Home for Children & Youth, The - Macon (754) - CCI

304 Pierce Ave., Macon, GA 31204 Phone: 478-751-2800 Vendor ID# 35456	Quarterly Scores (Grades)		Current Quarter Score (Grade)
	Q1: 103.25 (A+)	Q2: 105.81 (A+)	105.81% (A+)
	Q3: N/A	Q4: N/A	

Program Census Information:	# Children in Care During Quarter: 80	# Placements During Quarter: 80	# Children in Care On Last Day: 66
-----------------------------	---------------------------------------	---------------------------------	------------------------------------

Quarterly Provider Comparisons to All CCIs

▼ — indicates average for all CCIs





DHS, DFCS, Office of Provider Management
Performance-Based Placement Measures
RBWO Provider GA+SCORECARD - CCI



Report Quarter: Q2 FY2017

Provider/Program Name: Methodist Home for Children & Youth, The - Macon (754) - CCI				
304 Pierce Ave., Macon, GA 31204 Phone: 478-751-2800 Vendor ID# 35456		Quarterly Scores (Grades)		Current Quarter Score (Grade)
		Q1: 103.25 (A+)	Q2: 105.81 (A+)	105.81% (A+)
		Q3: N/A	Q4: N/A	
Program Census Information:		# Children in Care During Quarter: 80	# Placements During Quarter: 80	# Children in Care On Last Day: 66
	Avg Performance All CCIs (%)	Provider Performance (%)*	Possible Points (Weight)	Provider Points Earned
OPM Monitoring Reviews				
Annual Comprehensive Reviews	89%	98%	25	24.45
Safety Reviews	95%	98%	15	14.74
Monitoring Sub-Total			40	39.18
CCI Safety Outcomes				
Incidence of Maltreatment	0.00%	No Substantiated Reports	10	10.00
Staff Training	75%	100%	10	10.00
Safety Sub-Total			20	20.00
CCI Permanency Outcomes				
Placement Stability	92%	94%	15	14.10
Permanency Sub-Total			15	14.10
CCI Well-Being Outcomes				
EPSDT Medical Visits	94%	88%	4	3.52
EPSDT Dental Visits	89%	93%	4	3.72
Academic Supports	77%	78%	3	2.34
Provider ECEM Visits	83%	93%	7	6.51
Provider General Contacts	80%	92%	7	6.44
Placements with Siblings	34%	49%	Not Scored	Not Scored
Placements within Legal County	16%	6%	Not Scored	Not Scored
Well-Being Sub-Total			25	22.53
*Performance calculation descriptions can be found in the FY 2017 RBWO PBP Measurements and Standards Guide.				

Monitoring & Outcomes: Possible Points = 100	Points Earned = 95.81
Score Before Incentives Credit	95.81%
Incentives Awarded	10.00 pts
PBP Verification	N/A pts
Total Score	105.81%



DHS, DFCS, Office of Provider Management
Performance-Based Placement Measures
RBWO Provider GA+SCORECARD - CCI



Report Quarter: Q2 FY2017

Provider/Program Name: Methodist Home for Children & Youth, The - Macon (754) - CCI

Program Census Information:		# Children in Care During Quarter: 80	# Placements During Quarter: 80	# Children in Care On Last Day: 66
CCI Incentive Credits	Avg Performance All CCIs (Points)	Provider Performance (%)*	Possible Points (Weight)	Provider Points Earned
Early EPSDT Medical Visits		64%	2	1.28
Early EPSDT Dental Visits		79%	2	1.58
Permanency Contacts		17%	5	0.85
Additional Academic Supports		40%	2	0.80
Active Agency Accreditation		50%	4	2.00
Staff Clinical Licensure		0%	5	0.00
Behavior Management (threshold = 0)		100%	4	4.00
Incentives Total	7.31		24	10.51
Maximum total combined incentive credit allowed is 10 points.			Incentives Awarded	10.00

*Performance calculation descriptions can be found in the FY 2017 RBWO PBP Measurements and Standards Guide.

Child Protective Services Investigations and Dispositions

The following investigations data, which is not used for scoring but is considered significant to a provider's performance, is from Georgia SHINES and is not considered final or complete until the end of the fiscal year.

Total Reports:	2	
Number Screened In:	1	
Number Screened Out:	1	
Number Substantiated:	0	
Number Unsubstantiated:	0	
Number Active CPS Investigations:	1	



**Performance-Based Placement Measures
RBWO Provider GA+SCORECARD - CCI**

Report Quarter: Q2 FY2017

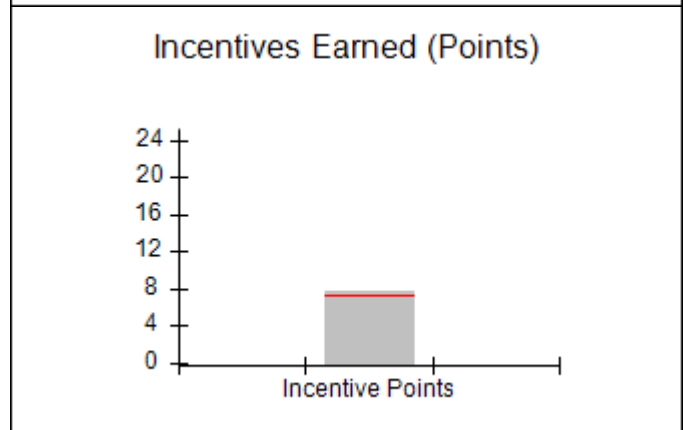
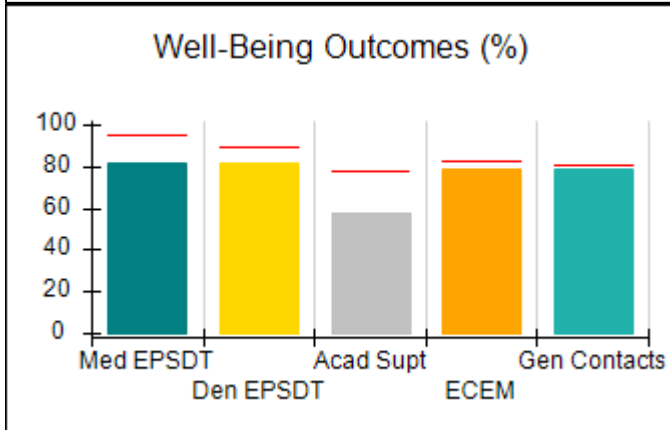
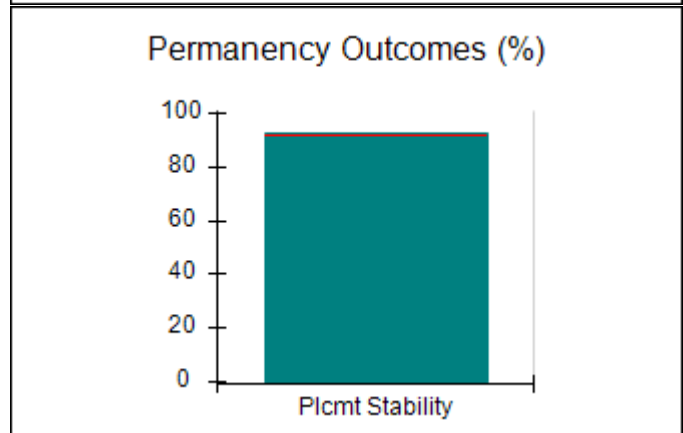
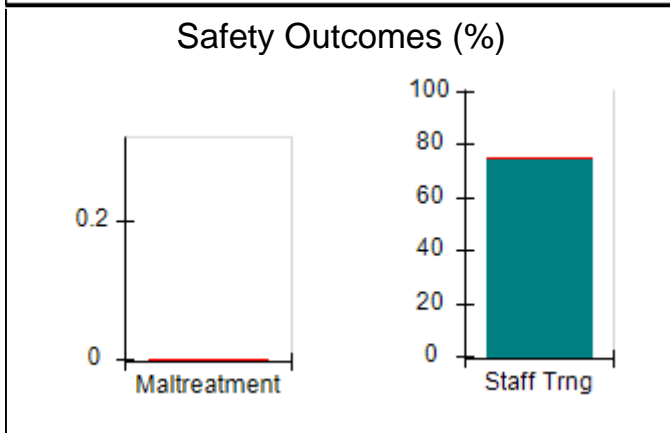
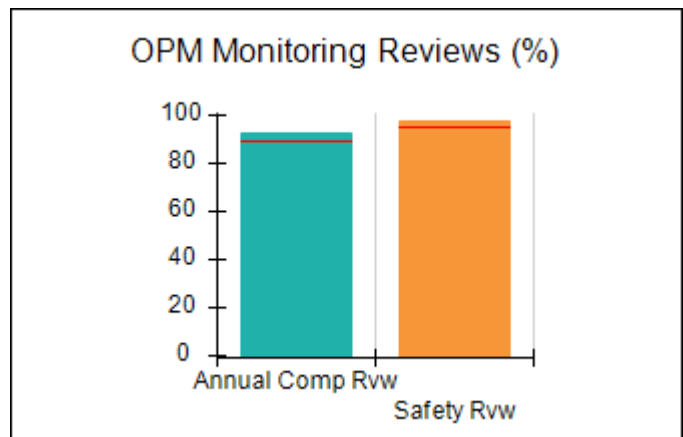
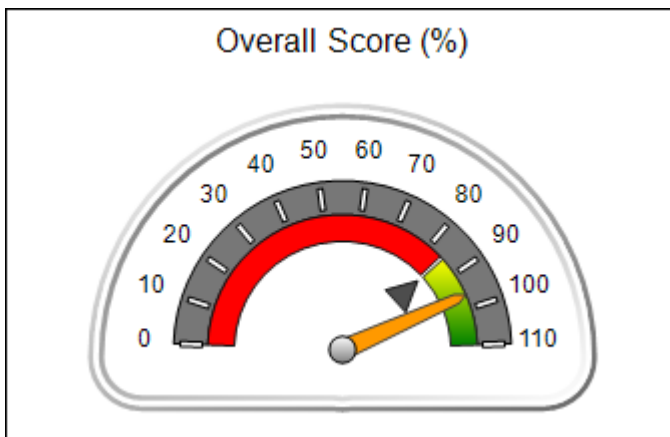
Provider/Program Name: Methodist Home for Children & Youth, The - Our House at Carpenter's Way Ranch (1015) - CCI

1645 Hunter Rd., Cataula, GA 31804 Phone: 706-322-5406 Vendor ID# 35257	Quarterly Scores (Grades)		Current Quarter Score (Grade)
	Q1: 102.62 (A+)	Q2: 96.31 (A)	96.31% (A)
	Q3: N/A	Q4: N/A	

Program Census Information:	# Children in Care During Quarter: 30	# Placements During Quarter: 30	# Children in Care On Last Day: 22
-----------------------------	---------------------------------------	---------------------------------	------------------------------------

Quarterly Provider Comparisons to All CCIs

▼ — indicates average for all CCIs





DHS, DFCS, Office of Provider Management
Performance-Based Placement Measures
RBWO Provider GA+SCORECARD - CCI



Report Quarter: Q2 FY2017

Provider/Program Name: Methodist Home for Children & Youth, The - Our House at Carpenter's Way Ranch (1015) - CCI

1645 Hunter Rd., Cataula, GA 31804 Phone: 706-322-5406 Vendor ID# 35257	Quarterly Scores (Grades)		Current Quarter Score (Grade)
	Q1: 102.62 (A+)	Q2: 96.31 (A)	96.31%
	Q3: N/A	Q4: N/A	(A)

Program Census Information:	# Children in Care During Quarter: 30	# Placements During Quarter: 30	# Children in Care On Last Day: 22
-----------------------------	---------------------------------------	---------------------------------	------------------------------------

	Avg Performance All CCIs (%)	Provider Performance (%)*	Possible Points (Weight)	Provider Points Earned
--	------------------------------	---------------------------	--------------------------	------------------------

OPM Monitoring Reviews

Annual Comprehensive Reviews	89%	93%	25	23.25
Safety Reviews	95%	97%	15	14.61
Monitoring Sub-Total			40	37.86

CCI Safety Outcomes

Incidence of Maltreatment	0.00%	No Substantiated Reports	10	10.00
Staff Training	75%	75%	10	7.50
Safety Sub-Total			20	17.50

CCI Permanency Outcomes

Placement Stability	92%	93%	15	13.95
Permanency Sub-Total			15	13.95

CCI Well-Being Outcomes

EPSDT Medical Visits	94%	82%	4	3.28
EPSDT Dental Visits	89%	82%	4	3.28
Academic Supports	77%	58%	3	1.74
Provider ECEM Visits	83%	79%	7	5.53
Provider General Contacts	80%	79%	7	5.53
Placements with Siblings	34%	100%	Not Scored	Not Scored
Placements within Legal County	16%	0%	Not Scored	Not Scored
Well-Being Sub-Total			25	19.36

*Performance calculation descriptions can be found in the FY 2017 RBWO PBP Measurements and Standards Guide.

Monitoring & Outcomes: Possible Points = 100		Points Earned = 88.67	
Score Before Incentives Credit			88.67%
Incentives Awarded			7.64 pts
PBP Verification			N/A pts
Total Score			96.31%



DHS, DFCS, Office of Provider Management
Performance-Based Placement Measures
RBWO Provider GA+SCORECARD - CCI



Report Quarter: Q2 FY2017

Provider/Program Name: Methodist Home for Children & Youth, The - Our House at Carpenter's Way Ranch (1015) - CCI

Program Census Information:		# Children in Care During Quarter: 30	# Placements During Quarter: 30	# Children in Care On Last Day: 22
CCI Incentive Credits	Avg Performance All CCIs (Points)	Provider Performance (%)*	Possible Points (Weight)	Provider Points Earned
Early EPSDT Medical Visits		17%	2	0.34
Early EPSDT Dental Visits		17%	2	0.34
Permanency Contacts		0%	5	0.00
Additional Academic Supports		48%	2	0.96
Active Agency Accreditation		50%	4	2.00
Staff Clinical Licensure		0%	5	0.00
Behavior Management (threshold = 0)		100%	4	4.00
Incentives Total	7.31		24	7.64
Maximum total combined incentive credit allowed is 10 points.			Incentives Awarded	7.64

*Performance calculation descriptions can be found in the FY 2017 RBWO PBP Measurements and Standards Guide.

Child Protective Services Investigations and Dispositions	
The following investigations data, which is not used for scoring but is considered significant to a provider's performance, is from Georgia SHINES and is not considered final or complete until the end of the fiscal year.	
Total Reports:	2
Number Screened In:	2
Number Screened Out:	0
Number Substantiated:	0
Number Unsubstantiated:	0
Number Active CPS Investigations:	2



Performance-Based Placement Measures RBWO Provider GA+SCORECARD - CCI

Report Quarter: Q2 FY2017

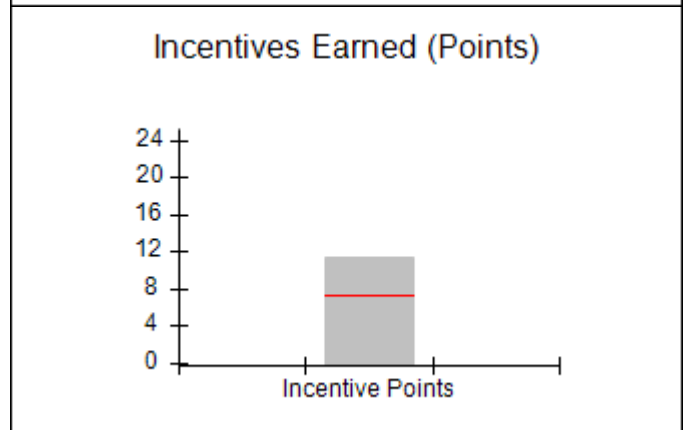
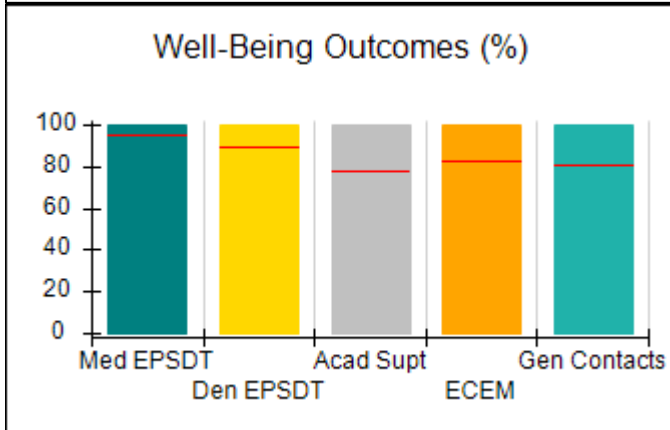
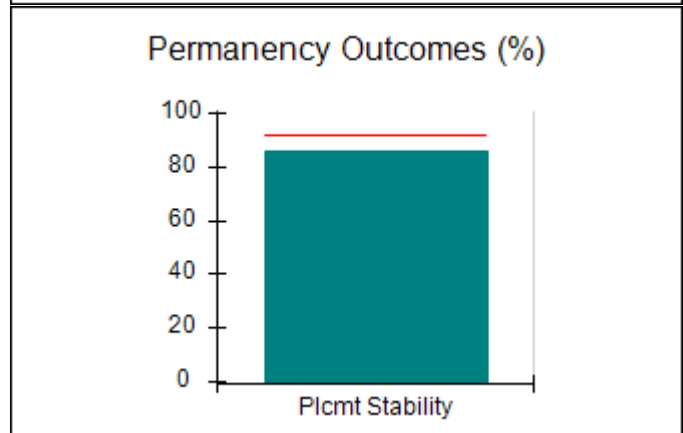
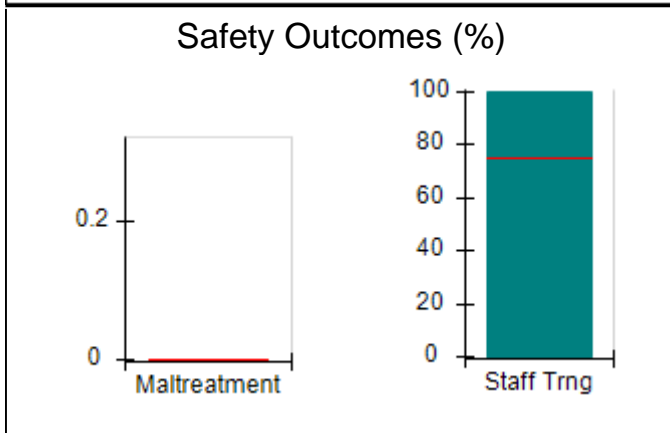
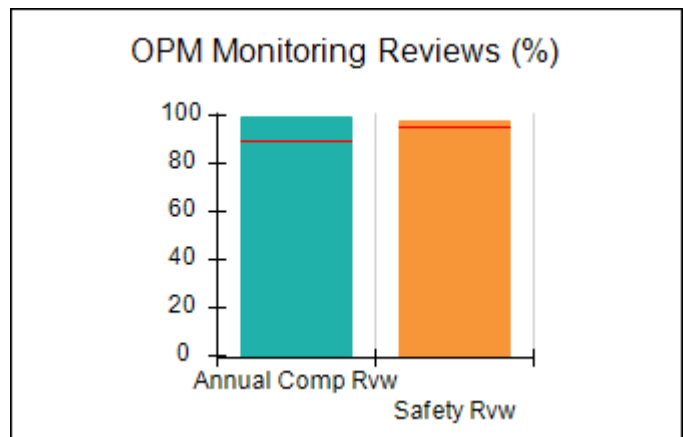
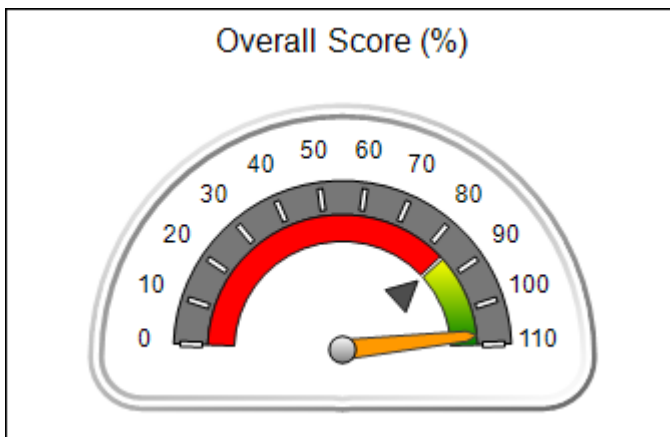
Provider/Program Name: Methodist Home for Children & Youth, The - STARS Program (753) - CCI

304 Pierce Ave., Macon, GA 31204 Phone: 478-751-2800 Vendor ID# 35461	Quarterly Scores (Grades)		Current Quarter Score (Grade)
	Q1: 109.49 (A+)	Q2: 107.42 (A+)	107.42% (A+)
	Q3: N/A	Q4: N/A	

Program Census Information:	# Children in Care During Quarter: 7	# Placements During Quarter: 7	# Children in Care On Last Day: 4
-----------------------------	--------------------------------------	--------------------------------	-----------------------------------

Quarterly Provider Comparisons to All CCIs

▼ — indicates average for all CCIs





DHS, DFCS, Office of Provider Management
Performance-Based Placement Measures
RBWO Provider GA+SCORECARD - CCI



Report Quarter: Q2 FY2017

Provider/Program Name: Methodist Home for Children & Youth, The - STARS Program (753) - CCI				
304 Pierce Ave., Macon, GA 31204 Phone: 478-751-2800 Vendor ID# 35461		Quarterly Scores (Grades)		Current Quarter Score (Grade)
		Q1: 109.49 (A+)	Q2: 107.42 (A+)	107.42% (A+)
		Q3: N/A	Q4: N/A	
Program Census Information:		# Children in Care During Quarter: 7	# Placements During Quarter: 7	# Children in Care On Last Day: 4
	Avg Performance All CCIs (%)	Provider Performance (%)*	Possible Points (Weight)	Provider Points Earned
OPM Monitoring Reviews				
Annual Comprehensive Reviews	89%	100%	25	24.90
Safety Reviews	95%	98%	15	14.63
Monitoring Sub-Total			40	39.52
CCI Safety Outcomes				
Incidence of Maltreatment	0.00%	No Substantiated Reports	10	10.00
Staff Training	75%	100%	10	10.00
Safety Sub-Total			20	20.00
CCI Permanency Outcomes				
Placement Stability	92%	86%	15	12.90
Permanency Sub-Total			15	12.90
CCI Well-Being Outcomes				
EPSDT Medical Visits	94%	100%	4	4.00
EPSDT Dental Visits	89%	100%	4	4.00
Academic Supports	77%	100%	3	3.00
Provider ECEM Visits	83%	100%	7	7.00
Provider General Contacts	80%	100%	7	7.00
Placements with Siblings	34%	0%	Not Scored	Not Scored
Placements within Legal County	16%	0%	Not Scored	Not Scored
Well-Being Sub-Total			25	25.00
*Performance calculation descriptions can be found in the FY 2017 RBWO PBP Measurements and Standards Guide.				

Monitoring & Outcomes: Possible Points = 100	Points Earned = 97.42
Score Before Incentives Credit	97.42%
Incentives Awarded	10.00 pts
PBP Verification	N/A pts
Total Score	107.42%



DHS, DFCS, Office of Provider Management
Performance-Based Placement Measures
RBWO Provider GA+SCORECARD - CCI



Report Quarter: Q2 FY2017

Provider/Program Name: Methodist Home for Children & Youth, The - STARS Program (753) - CCI

Program Census Information:		# Children in Care During Quarter: 7	# Placements During Quarter: 7	# Children in Care On Last Day: 4
CCI Incentive Credits	Avg Performance All CCIs (Points)	Provider Performance (%)*	Possible Points (Weight)	Provider Points Earned
Early EPSDT Medical Visits		100%	2	2.00
Early EPSDT Dental Visits		100%	2	2.00
Permanency Contacts		67%	5	3.35
Additional Academic Supports		100%	2	2.00
Active Agency Accreditation		50%	4	2.00
Staff Clinical Licensure		0%	5	0.00
Behavior Management (threshold = 0)		0%	4	0.00
Incentives Total	7.31		24	11.35
Maximum total combined incentive credit allowed is 10 points.			Incentives Awarded	10.00

*Performance calculation descriptions can be found in the FY 2017 RBWO PBP Measurements and Standards Guide.

Child Protective Services Investigations and Dispositions	
The following investigations data, which is not used for scoring but is considered significant to a provider's performance, is from Georgia SHINES and is not considered final or complete until the end of the fiscal year.	
Total Reports:	0
Number Screened In:	0
Number Screened Out:	0
Number Substantiated:	0
Number Unsubstantiated:	0
Number Active CPS Investigations:	0



**Performance-Based Placement Measures
RBWO Provider GA+SCORECARD - CCI**

Report Quarter: Q2 FY2017

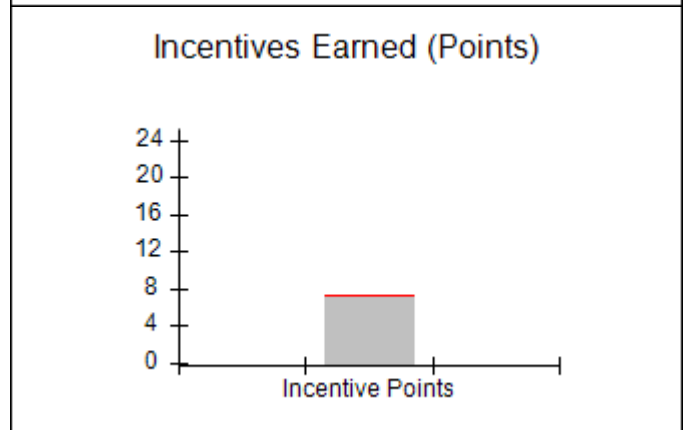
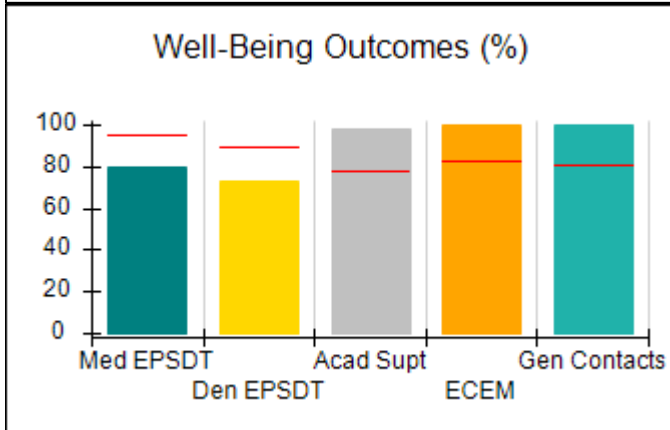
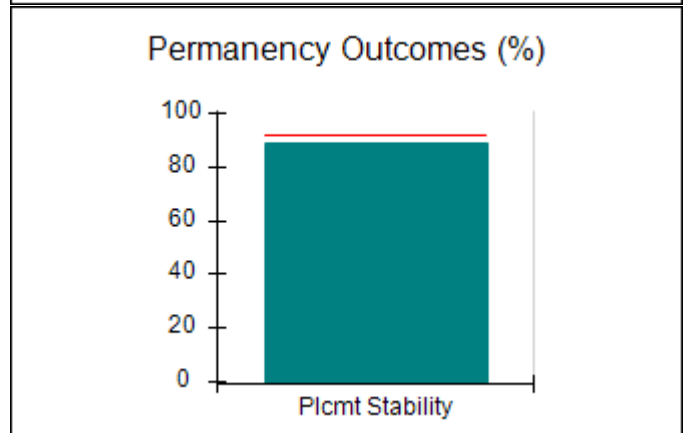
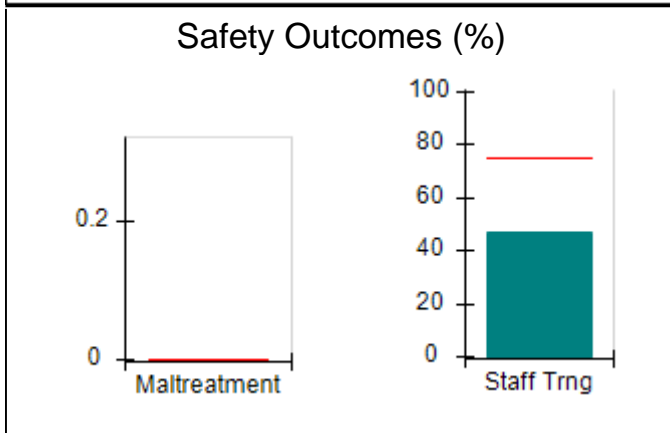
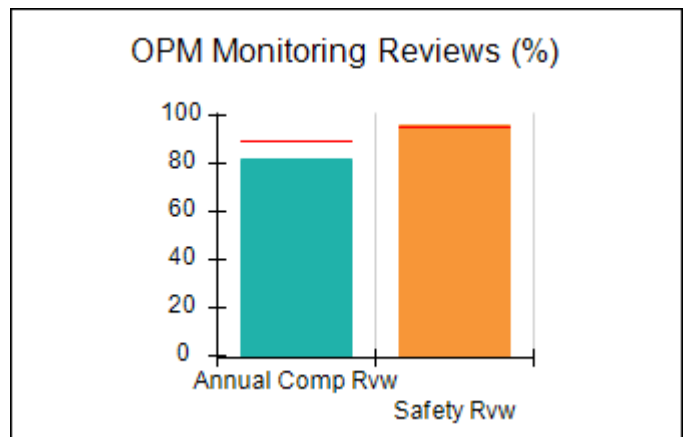
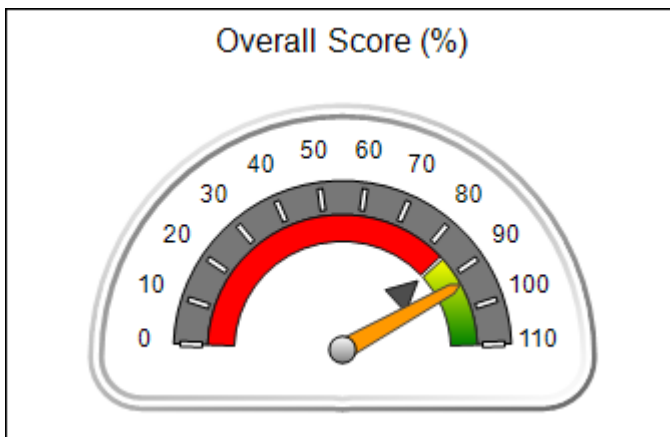
Provider/Program Name: Morningstar Children and Family Services - Morningstar Youth Estate Center-Residential Program (764) - CCI

One Youth Estate Drive, Brunswick, GA 31525 Phone: 912-267-3700 Vendor ID# 35480	Quarterly Scores (Grades)		Current Quarter Score (Grade)
	Q1: 95.74 (A)	Q2: 93.14 (A-)	93.14% (A-)
	Q3: N/A	Q4: N/A	

Program Census Information:	# Children in Care During Quarter: 54	# Placements During Quarter: 54	# Children in Care On Last Day: 41
-----------------------------	---------------------------------------	---------------------------------	------------------------------------

Quarterly Provider Comparisons to All CCIs

▼ — indicates average for all CCIs





DHS, DFCS, Office of Provider Management
Performance-Based Placement Measures
RBWO Provider GA+SCORECARD - CCI



Report Quarter: Q2 FY2017

Provider/Program Name: Morningstar Children and Family Services - Morningstar Youth Estate Center-Residential Program (764) - CCI

One Youth Estate Drive, Brunswick, GA 31525 Phone: 912-267-3700 Vendor ID# 35480	Quarterly Scores (Grades)		Current Quarter Score (Grade)
	Q1: 95.74 (A)	Q2: 93.14 (A-)	93.14%
	Q3: N/A	Q4: N/A	(A-)

Program Census Information:	# Children in Care During Quarter: 54	# Placements During Quarter: 54	# Children in Care On Last Day: 41
-----------------------------	---------------------------------------	---------------------------------	------------------------------------

	Avg Performance All CCIs (%)	Provider Performance (%)*	Possible Points (Weight)	Provider Points Earned
--	------------------------------	---------------------------	--------------------------	------------------------

OPM Monitoring Reviews

Annual Comprehensive Reviews	89%	82%	25	20.43
Safety Reviews	95%	96%	15	14.36
Monitoring Sub-Total			40	34.79

CCI Safety Outcomes

Incidence of Maltreatment	0.00%	No Substantiated Reports	10	10.00
Staff Training	75%	47%	10	4.70
Safety Sub-Total			20	14.70

CCI Permanency Outcomes

Placement Stability	92%	89%	15	13.35
Permanency Sub-Total			15	13.35

CCI Well-Being Outcomes

EPSDT Medical Visits	94%	80%	4	3.20
EPSDT Dental Visits	89%	73%	4	2.92
Academic Supports	77%	98%	3	2.94
Provider ECEM Visits	83%	100%	7	7.00
Provider General Contacts	80%	100%	7	7.00
Placements with Siblings	34%	67%	Not Scored	Not Scored
Placements within Legal County	16%	25%	Not Scored	Not Scored
Well-Being Sub-Total			25	23.06

*Performance calculation descriptions can be found in the FY 2017 RBWO PBP Measurements and Standards Guide.

Monitoring & Outcomes: Possible Points = 100	Points Earned = 85.90
Score Before Incentives Credit	85.90%
Incentives Awarded	7.24 pts
PBP Verification	N/A pts
Total Score	93.14%



DHS, DFCS, Office of Provider Management
Performance-Based Placement Measures
RBWO Provider GA+SCORECARD - CCI



Report Quarter: Q2 FY2017

Provider/Program Name: Morningstar Children and Family Services - Morningstar Youth Estate Center-Residential Program (764) - CCI

Program Census Information:		# Children in Care During Quarter: 54	# Placements During Quarter: 54	# Children in Care On Last Day: 41
CCI Incentive Credits	Avg Performance All CCIs (Points)	Provider Performance (%)*	Possible Points (Weight)	Provider Points Earned
Early EPSDT Medical Visits		55%	2	1.10
Early EPSDT Dental Visits		56%	2	1.12
Permanency Contacts		60%	5	3.00
Additional Academic Supports		1%	2	0.02
Active Agency Accreditation		50%	4	2.00
Staff Clinical Licensure		0%	5	0.00
Behavior Management (threshold = 0)		0%	4	0.00
Incentives Total	7.31		24	7.24
Maximum total combined incentive credit allowed is 10 points.			Incentives Awarded	7.24

*Performance calculation descriptions can be found in the FY 2017 RBWO PBP Measurements and Standards Guide.

Child Protective Services Investigations and Dispositions	
The following investigations data, which is not used for scoring but is considered significant to a provider's performance, is from Georgia SHINES and is not considered final or complete until the end of the fiscal year.	
Total Reports:	5
Number Screened In:	4
Number Screened Out:	1
Number Substantiated:	0
Number Unsubstantiated:	0
Number Active CPS Investigations:	4



DHS, DFCS, Office of Provider Management
Performance-Based Placement Measures
RBWO Provider GA+SCORECARD - CCI



Report Quarter: Q2 FY2017

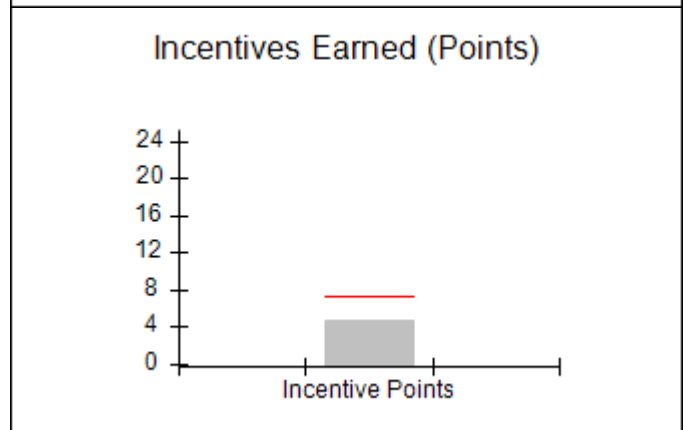
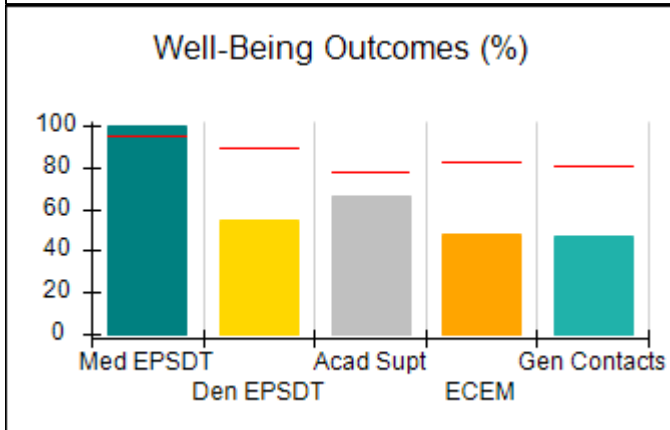
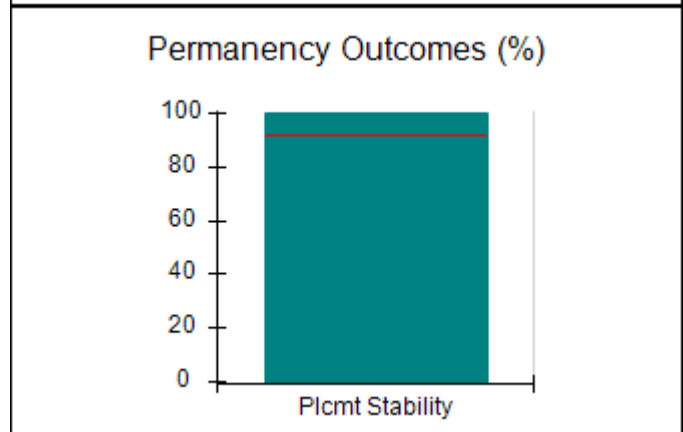
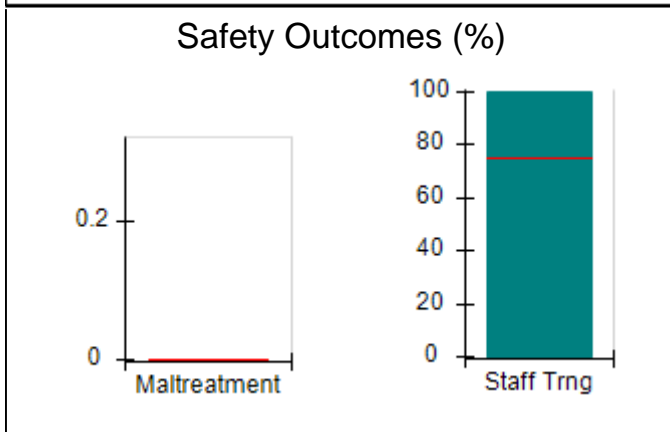
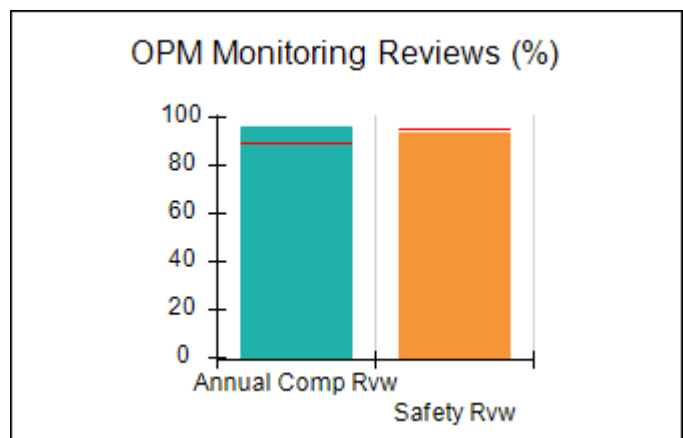
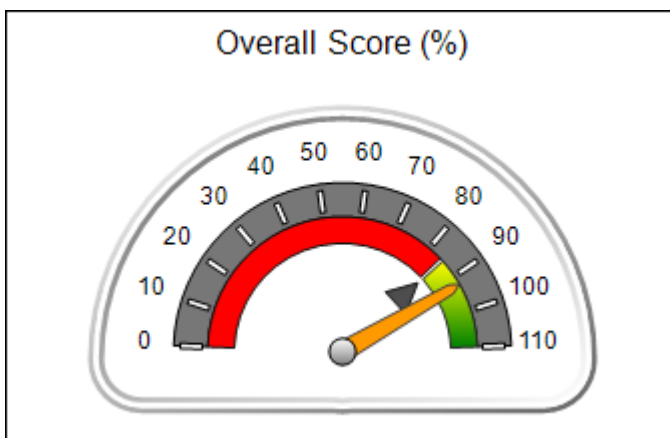
Provider/Program Name: Mountain Top Boys' Home, Inc. - (888) - CCI

Route 136, Sugar Valley, GA 30746 Phone: 706-397-8223 Vendor ID# 35481	Quarterly Scores (Grades)		Current Quarter Score (Grade)
	Q1: 80.08 (B-)	Q2: 92.58 (A-)	92.58% (A-)
	Q3: N/A	Q4: N/A	

Program Census Information:	# Children in Care During Quarter: 12	# Placements During Quarter: 12	# Children in Care On Last Day: 9
-----------------------------	---------------------------------------	---------------------------------	-----------------------------------

Quarterly Provider Comparisons to All CCIs

▼ — indicates average for all CCIs





DHS, DFCS, Office of Provider Management
Performance-Based Placement Measures
RBWO Provider GA+SCORECARD - CCI



Report Quarter: Q2 FY2017

Provider/Program Name: Mountain Top Boys' Home, Inc. - (888) - CCI				
Route 136, Sugar Valley, GA 30746 Phone: 706-397-8223 Vendor ID# 35481		Quarterly Scores (Grades)		Current Quarter Score (Grade)
		Q1: 80.08 (B-)	Q2: 92.58 (A-)	92.58% (A-)
		Q3: N/A	Q4: N/A	
Program Census Information:		# Children in Care During Quarter: 12	# Placements During Quarter: 12	# Children in Care On Last Day: 9
	Avg Performance All CCIs (%)	Provider Performance (%)*	Possible Points (Weight)	Provider Points Earned
OPM Monitoring Reviews				
Annual Comprehensive Reviews	89%	96%	25	23.97
Safety Reviews	95%	94%	15	14.04
Monitoring Sub-Total			40	38.01
CCI Safety Outcomes				
Incidence of Maltreatment	0.00%	No Substantiated Reports	10	10.00
Staff Training	75%	100%	10	10.00
Safety Sub-Total			20	20.00
CCI Permanency Outcomes				
Placement Stability	92%	100%	15	15.00
Permanency Sub-Total			15	15.00
CCI Well-Being Outcomes				
EPSDT Medical Visits	94%	100%	4	4.00
EPSDT Dental Visits	89%	55%	4	2.20
Academic Supports	77%	66%	3	1.98
Provider ECEM Visits	83%	48%	7	3.36
Provider General Contacts	80%	47%	7	3.29
Placements with Siblings	34%	Not Eligible	Not Scored	Not Scored
Placements within Legal County	16%	0%	Not Scored	Not Scored
Well-Being Sub-Total			25	14.83
*Performance calculation descriptions can be found in the FY 2017 RBWO PBP Measurements and Standards Guide.				

Monitoring & Outcomes: Possible Points = 100	Points Earned = 87.84
Score Before Incentives Credit	87.84%
Incentives Awarded	4.74 pts
PBP Verification	N/A pts
Total Score	92.58%



DHS, DFCS, Office of Provider Management
Performance-Based Placement Measures
RBWO Provider GA+SCORECARD - CCI



Report Quarter: Q2 FY2017

Provider/Program Name: Mountain Top Boys' Home, Inc. - (888) - CCI

Program Census Information:		# Children in Care During Quarter: 12	# Placements During Quarter: 12	# Children in Care On Last Day: 9
CCI Incentive Credits	Avg Performance All CCIs (Points)	Provider Performance (%)*	Possible Points (Weight)	Provider Points Earned
Early EPSDT Medical Visits		Not Eligible	2	
Early EPSDT Dental Visits		0%	2	0.00
Permanency Contacts		0%	5	0.00
Additional Academic Supports		37%	2	0.74
Active Agency Accreditation		0%	4	0.00
Staff Clinical Licensure		0%	5	0.00
Behavior Management (threshold = 0)		100%	4	4.00
Incentives Total	7.31		24	4.74
Maximum total combined incentive credit allowed is 10 points.			Incentives Awarded	4.74

*Performance calculation descriptions can be found in the FY 2017 RBWO PBP Measurements and Standards Guide.

Child Protective Services Investigations and Dispositions

The following investigations data, which is not used for scoring but is considered significant to a provider's performance, is from Georgia SHINES and is not considered final or complete until the end of the fiscal year.

Total Reports:	0	
Number Screened In:	0	
Number Screened Out:	0	
Number Substantiated:	0	
Number Unsubstantiated:	0	
Number Active CPS Investigations:	0	



DHS, DFCS, Office of Provider Management
Performance-Based Placement Measures
RBWO Provider GA+SCORECARD - CCI



Report Quarter: Q2 FY2017

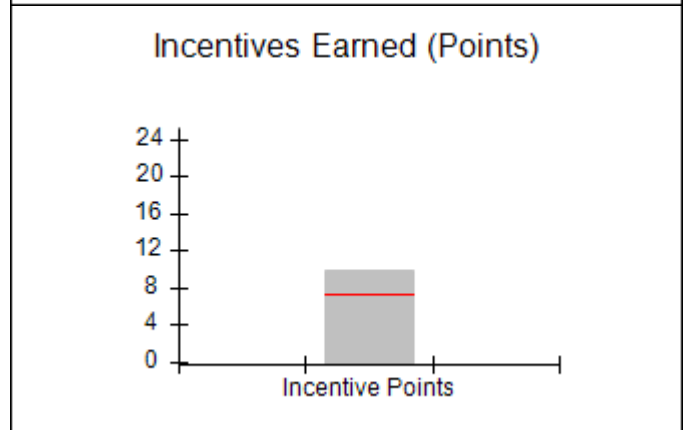
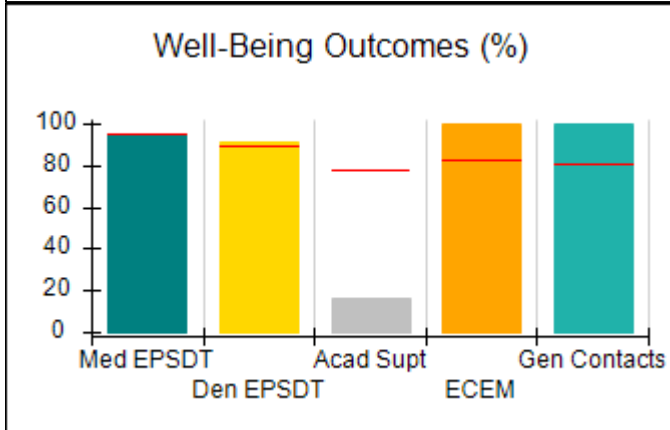
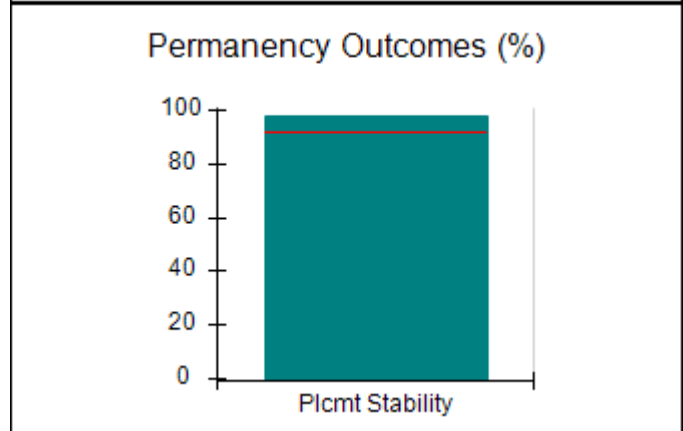
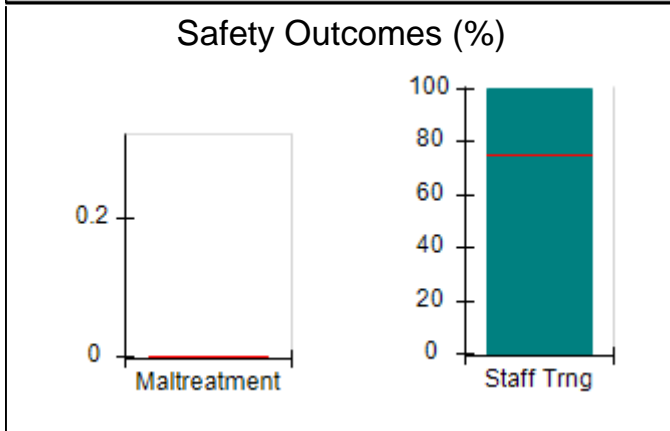
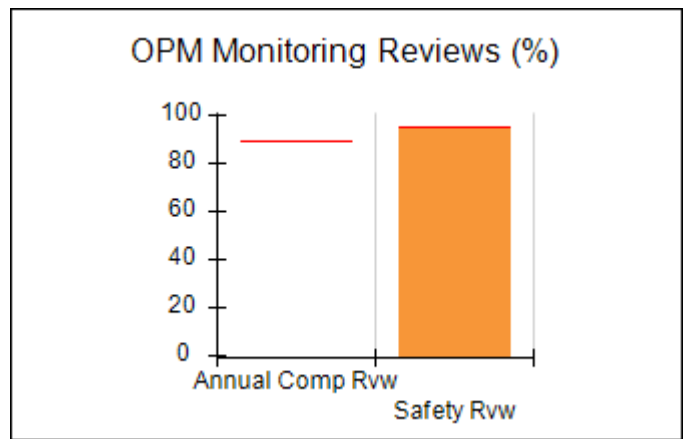
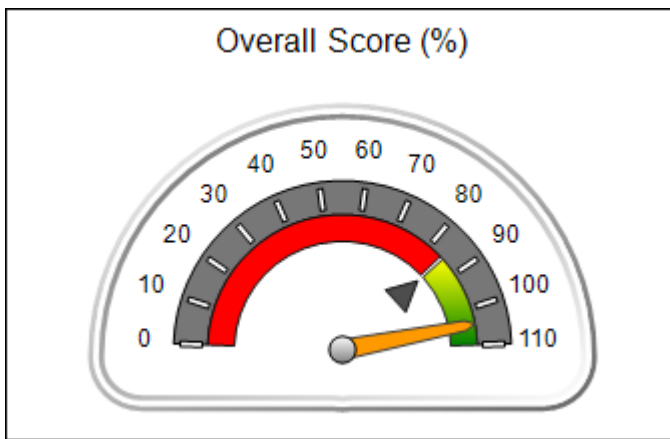
Provider/Program Name: Murphy-Harpst Children's Centers - (770) - CCI

740 Fletcher St., Cedartown, GA 30125 Phone: 770-748-1500 Vendor ID# 35484	Quarterly Scores (Grades)		Current Quarter Score (Grade)
	Q1: 104.36 (A+)	Q2: 104.38 (A+)	104.38% (A+)
	Q3: N/A	Q4: N/A	

Program Census Information:	# Children in Care During Quarter: 50	# Placements During Quarter: 50	# Children in Care On Last Day: 36
-----------------------------	---------------------------------------	---------------------------------	------------------------------------

Quarterly Provider Comparisons to All CCIs

▼ — indicates average for all CCIs





DHS, DFCS, Office of Provider Management
Performance-Based Placement Measures
RBWO Provider GA+SCORECARD - CCI



Report Quarter: Q2 FY2017

Provider/Program Name: Murphy-Harpst Children's Centers - (770) - CCI				
740 Fletcher St., Cedartown, GA 30125 Phone: 770-748-1500 Vendor ID# 35484		Quarterly Scores (Grades)		Current Quarter Score (Grade)
		Q1: 104.36 (A+)	Q2: 104.38 (A+)	104.38% (A+)
		Q3: N/A	Q4: N/A	
Program Census Information:		# Children in Care During Quarter: 50	# Placements During Quarter: 50	# Children in Care On Last Day: 36
	Avg Performance All CCIs (%)	Provider Performance (%)*	Possible Points (Weight)	Provider Points Earned
OPM Monitoring Reviews				
Annual Comprehensive Reviews	89%	Not Yet Conducted		
Safety Reviews	95%	95%	15	14.24
Monitoring Sub-Total			15	14.24
CCI Safety Outcomes				
Incidence of Maltreatment	0.00%	No Substantiated Reports	10	10.00
Staff Training	75%	100%	10	10.00
Safety Sub-Total			20	20.00
CCI Permanency Outcomes				
Placement Stability	92%	98%	15	14.70
Permanency Sub-Total			15	14.70
CCI Well-Being Outcomes				
EPSDT Medical Visits	94%	95%	4	3.80
EPSDT Dental Visits	89%	91%	4	3.64
Academic Supports	77%	17%	3	0.51
Provider ECEM Visits	83%	100%	7	7.00
Provider General Contacts	80%	100%	7	7.00
Placements with Siblings	34%	0%	Not Scored	Not Scored
Placements within Legal County	16%	8%	Not Scored	Not Scored
Well-Being Sub-Total			25	21.95

*Performance calculation descriptions can be found in the FY 2017 RBWO PBP Measurements and Standards Guide.

Monitoring & Outcomes: Possible Points = 75	Points Earned = 70.89
Score Before Incentives Credit	94.52%
Incentives Awarded	9.86 pts
PBP Verification	N/A pts
Total Score	104.38%



DHS, DFCS, Office of Provider Management
Performance-Based Placement Measures
RBWO Provider GA+SCORECARD - CCI



Report Quarter: Q2 FY2017

Provider/Program Name: Murphy-Harpst Children's Centers - (770) - CCI

Program Census Information:		# Children in Care During Quarter: 50	# Placements During Quarter: 50	# Children in Care On Last Day: 36
CCI Incentive Credits	Avg Performance All CCIs (Points)	Provider Performance (%)*	Possible Points (Weight)	Provider Points Earned
Early EPSDT Medical Visits		80%	2	1.60
Early EPSDT Dental Visits		63%	2	1.26
Permanency Contacts		100%	5	5.00
Additional Academic Supports		0%	2	0.00
Active Agency Accreditation		50%	4	2.00
Staff Clinical Licensure		0%	5	0.00
Behavior Management (threshold = 0)		0%	4	0.00
Incentives Total	7.31		24	9.86
Maximum total combined incentive credit allowed is 10 points.			Incentives Awarded	9.86

*Performance calculation descriptions can be found in the FY 2017 RBWO PBP Measurements and Standards Guide.

Child Protective Services Investigations and Dispositions

The following investigations data, which is not used for scoring but is considered significant to a provider's performance, is from Georgia SHINES and is not considered final or complete until the end of the fiscal year.

Total Reports:	3	
Number Screened In:	1	
Number Screened Out:	2	
Number Substantiated:	0	
Number Unsubstantiated:	1	
Number Active CPS Investigations:	0	



DHS, DFCS, Office of Provider Management
Performance-Based Placement Measures
RBWO Provider GA+SCORECARD - CCI



Report Quarter: Q2 FY2017

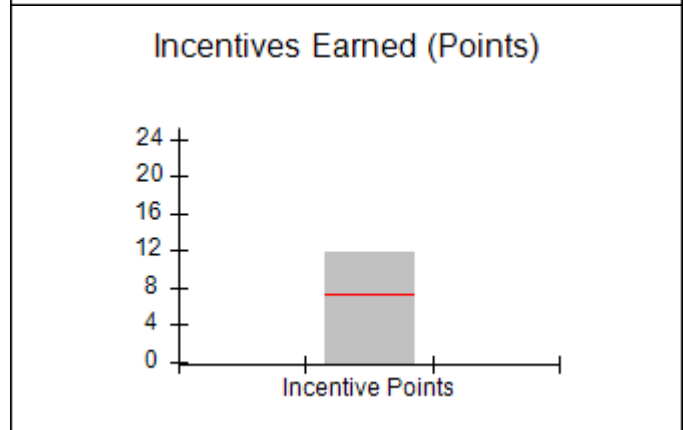
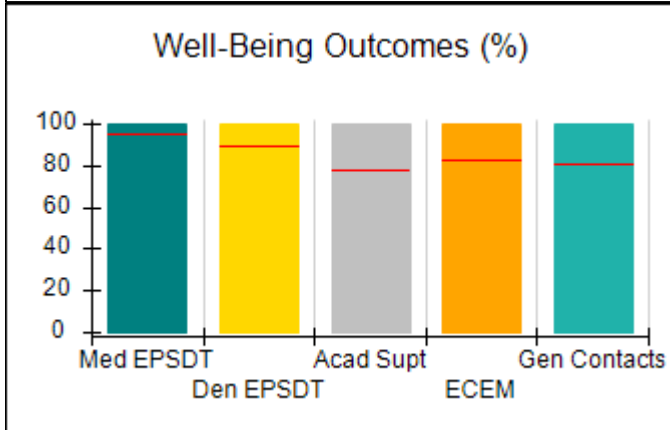
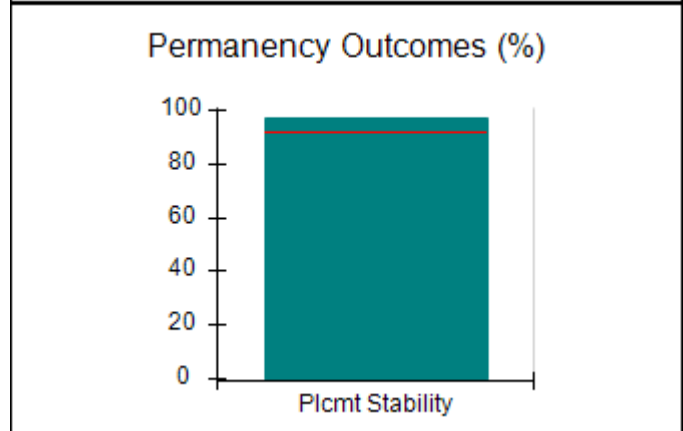
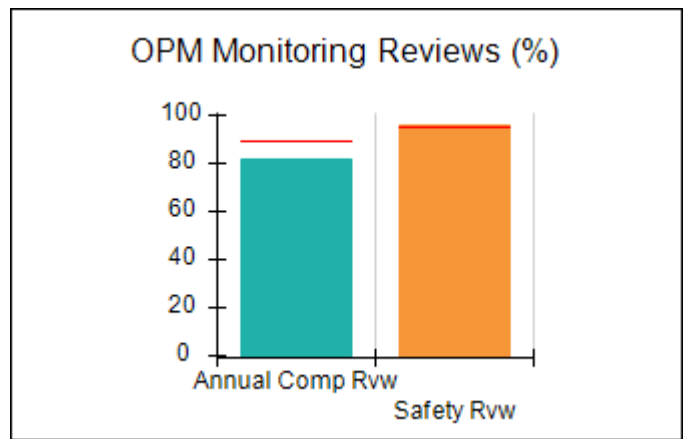
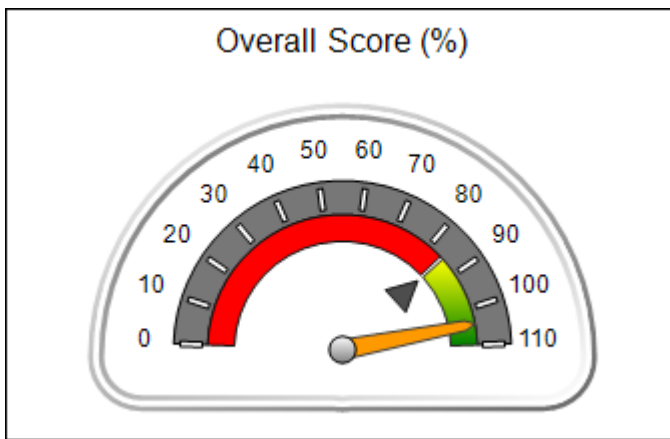
Provider/Program Name: North Georgia Angel House - (925) - CCI

2260 Sam Nelson Road, Canton, GA 30114 Phone: 770 479-9555 Vendor ID# 35513	Quarterly Scores (Grades)		Current Quarter Score (Grade)
	Q1: 103.61 (A+)	Q2: 104.37 (A+)	104.37% (A+)
	Q3: N/A	Q4: N/A	

Program Census Information:	# Children in Care During Quarter: 30	# Placements During Quarter: 30	# Children in Care On Last Day: 10
-----------------------------	---------------------------------------	---------------------------------	------------------------------------

Quarterly Provider Comparisons to All CCIs

▼ — indicates average for all CCIs





DHS, DFCS, Office of Provider Management
Performance-Based Placement Measures
RBWO Provider GA+SCORECARD - CCI



Report Quarter: Q2 FY2017

Provider/Program Name: North Georgia Angel House - (925) - CCI				
2260 Sam Nelson Road, Canton, GA 30114 Phone: 770 479-9555 Vendor ID# 35513		Quarterly Scores (Grades)		Current Quarter Score (Grade)
		Q1: 103.61 (A+)	Q2: 104.37 (A+)	104.37% (A+)
		Q3: N/A	Q4: N/A	
Program Census Information:		# Children in Care During Quarter: 30	# Placements During Quarter: 30	# Children in Care On Last Day: 10
	Avg Performance All CCIs (%)	Provider Performance (%)*	Possible Points (Weight)	Provider Points Earned
OPM Monitoring Reviews				
Annual Comprehensive Reviews	89%	81%	25	20.36
Safety Reviews	95%	96%	15	14.46
Monitoring Sub-Total			40	34.82
CCI Safety Outcomes				
Incidence of Maltreatment	0.00%	No Substantiated Reports	10	10.00
Staff Training	75%	100%	10	10.00
Safety Sub-Total			20	20.00
CCI Permanency Outcomes				
Placement Stability	92%	97%	15	14.55
Permanency Sub-Total			15	14.55
CCI Well-Being Outcomes				
EPSDT Medical Visits	94%	100%	4	4.00
EPSDT Dental Visits	89%	100%	4	4.00
Academic Supports	77%	100%	3	3.00
Provider ECEM Visits	83%	100%	7	7.00
Provider General Contacts	80%	100%	7	7.00
Placements with Siblings	34%	29%	Not Scored	Not Scored
Placements within Legal County	16%	12%	Not Scored	Not Scored
Well-Being Sub-Total			25	25.00

*Performance calculation descriptions can be found in the FY 2017 RBWO PBP Measurements and Standards Guide.

Monitoring & Outcomes: Possible Points = 100	Points Earned = 94.37
Score Before Incentives Credit	94.37%
Incentives Awarded	10.00 pts
PBP Verification	N/A pts
Total Score	104.37%



DHS, DFCS, Office of Provider Management
Performance-Based Placement Measures
RBWO Provider GA+SCORECARD - CCI



Report Quarter: Q2 FY2017

Provider/Program Name: North Georgia Angel House - (925) - CCI

Program Census Information:		# Children in Care During Quarter: 30	# Placements During Quarter: 30	# Children in Care On Last Day: 10
CCI Incentive Credits	Avg Performance All CCIs (Points)	Provider Performance (%)*	Possible Points (Weight)	Provider Points Earned
Early EPSDT Medical Visits		100%	2	2.00
Early EPSDT Dental Visits		92%	2	1.84
Permanency Contacts		0%	5	0.00
Additional Academic Supports		97%	2	1.94
Active Agency Accreditation		50%	4	2.00
Staff Clinical Licensure		0%	5	0.00
Behavior Management (threshold = 0)		100%	4	4.00
Incentives Total	7.31		24	11.78
Maximum total combined incentive credit allowed is 10 points.			Incentives Awarded	10.00

*Performance calculation descriptions can be found in the FY 2017 RBWO PBP Measurements and Standards Guide.

Child Protective Services Investigations and Dispositions

The following investigations data, which is not used for scoring but is considered significant to a provider's performance, is from Georgia SHINES and is not considered final or complete until the end of the fiscal year.

Total Reports:	0	
Number Screened In:	0	
Number Screened Out:	0	
Number Substantiated:	0	
Number Unsubstantiated:	0	
Number Active CPS Investigations:	0	



DHS, DFCS, Office of Provider Management
Performance-Based Placement Measures
RBWO Provider GA+SCORECARD - CCI



Report Quarter: Q2 FY2017

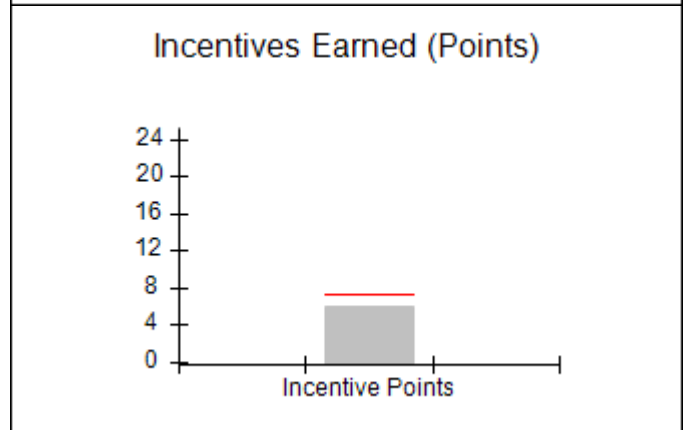
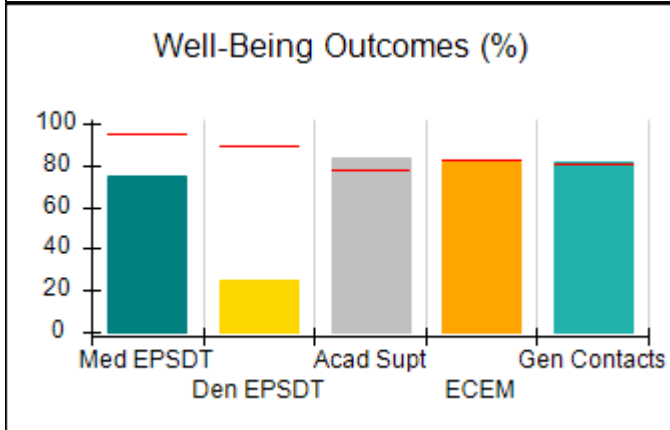
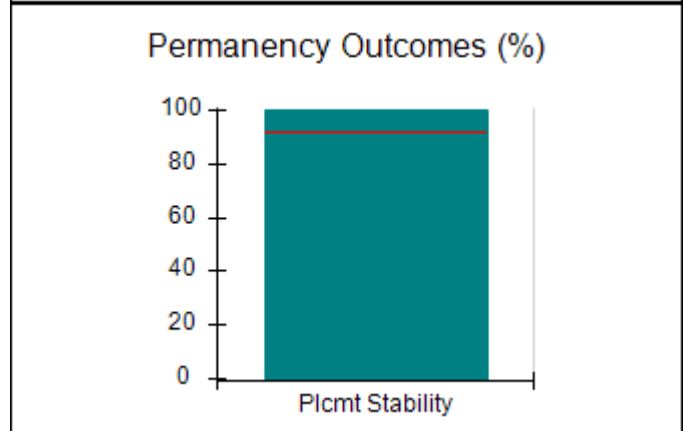
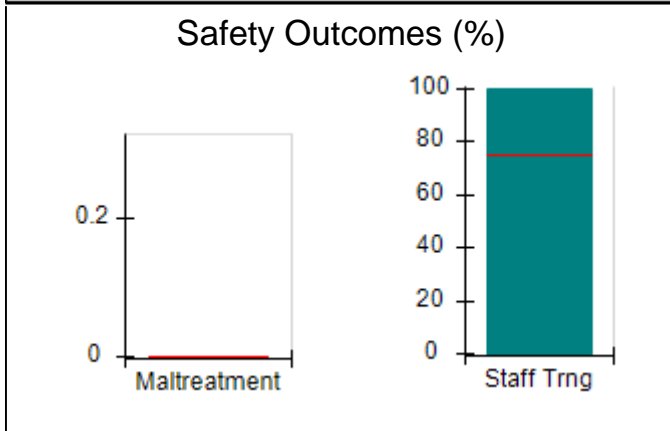
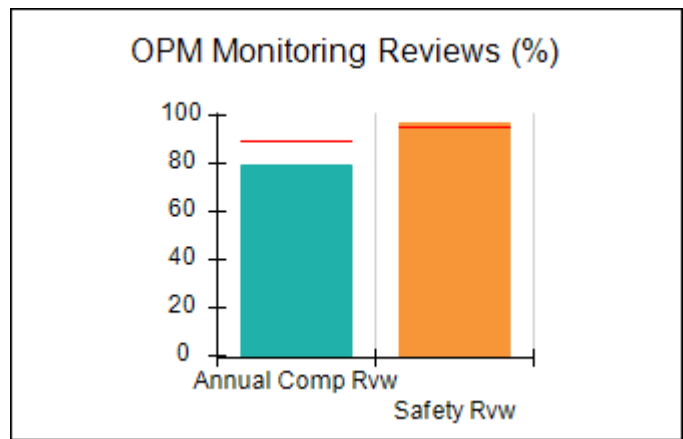
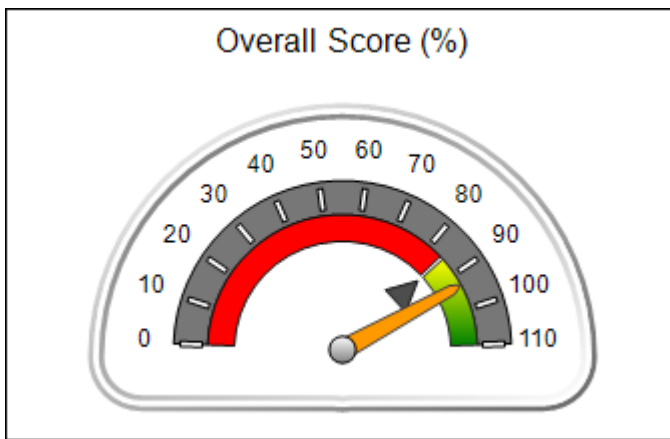
Provider/Program Name: Northwest Georgia Girls Home - (779) - CCI

508 Chattanooga Ave., Dalton, GA 30722 Phone: 706-226-4862 Vendor ID# 35516	Quarterly Scores (Grades)		Current Quarter Score (Grade)
	Q1: 90.98 (A-)	Q2: 93.42 (A-)	93.42% (A-)
	Q3: N/A	Q4: N/A	

Program Census Information:	# Children in Care During Quarter: 5	# Placements During Quarter: 5	# Children in Care On Last Day: 5
-----------------------------	--------------------------------------	--------------------------------	-----------------------------------

Quarterly Provider Comparisons to All CCIs

▼ — indicates average for all CCIs





DHS, DFCS, Office of Provider Management
Performance-Based Placement Measures
RBWO Provider GA+SCORECARD - CCI



Report Quarter: Q2 FY2017

Provider/Program Name: Northwest Georgia Girls Home - (779) - CCI				
508 Chattanooga Ave., Dalton, GA 30722 Phone: 706-226-4862 Vendor ID# 35516		Quarterly Scores (Grades)		Current Quarter Score (Grade)
		Q1: 90.98 (A-)	Q2: 93.42 (A-)	93.42% (A-)
		Q3: N/A	Q4: N/A	
Program Census Information:		# Children in Care During Quarter: 5	# Placements During Quarter: 5	# Children in Care On Last Day: 5
	Avg Performance All CCIs (%)	Provider Performance (%)*	Possible Points (Weight)	Provider Points Earned
OPM Monitoring Reviews				
Annual Comprehensive Reviews	89%	80%	25	19.90
Safety Reviews	95%	97%	15	14.50
Monitoring Sub-Total			40	34.40
CCI Safety Outcomes				
Incidence of Maltreatment	0.00%	No Substantiated Reports	10	10.00
Staff Training	75%	100%	10	10.00
Safety Sub-Total			20	20.00
CCI Permanency Outcomes				
Placement Stability	92%	100%	15	15.00
Permanency Sub-Total			15	15.00
CCI Well-Being Outcomes				
EPSDT Medical Visits	94%	75%	4	3.00
EPSDT Dental Visits	89%	25%	4	1.00
Academic Supports	77%	83%	3	2.49
Provider ECEM Visits	83%	82%	7	5.74
Provider General Contacts	80%	82%	7	5.74
Placements with Siblings	34%	Not Eligible	Not Scored	Not Scored
Placements within Legal County	16%	0%	Not Scored	Not Scored
Well-Being Sub-Total			25	17.97
*Performance calculation descriptions can be found in the FY 2017 RBWO PBP Measurements and Standards Guide.				

Monitoring & Outcomes: Possible Points = 100	Points Earned = 87.37
Score Before Incentives Credit	87.37%
Incentives Awarded	6.05 pts
PBP Verification	N/A pts
Total Score	93.42%



DHS, DFCS, Office of Provider Management
Performance-Based Placement Measures
RBWO Provider GA+SCORECARD - CCI



Report Quarter: Q2 FY2017

Provider/Program Name: Northwest Georgia Girls Home - (779) - CCI

Program Census Information:		# Children in Care During Quarter: 5	# Placements During Quarter: 5	# Children in Care On Last Day: 5
CCI Incentive Credits	Avg Performance All CCIs (Points)	Provider Performance (%)*	Possible Points (Weight)	Provider Points Earned
Early EPSDT Medical Visits		0%	2	0.00
Early EPSDT Dental Visits		25%	2	0.50
Permanency Contacts		9%	5	0.45
Additional Academic Supports		55%	2	1.10
Active Agency Accreditation		0%	4	0.00
Staff Clinical Licensure		0%	5	0.00
Behavior Management (threshold = 0)		100%	4	4.00
Incentives Total	7.31		24	6.05
Maximum total combined incentive credit allowed is 10 points.			Incentives Awarded	6.05

*Performance calculation descriptions can be found in the FY 2017 RBWO PBP Measurements and Standards Guide.

Child Protective Services Investigations and Dispositions	
The following investigations data, which is not used for scoring but is considered significant to a provider's performance, is from Georgia SHINES and is not considered final or complete until the end of the fiscal year.	
Total Reports:	0
Number Screened In:	0
Number Screened Out:	0
Number Substantiated:	0
Number Unsubstantiated:	0
Number Active CPS Investigations:	0



DHS, DFCS, Office of Provider Management
Performance-Based Placement Measures
RBWO Provider GA+SCORECARD - CCI



Report Quarter: Q2 FY2017

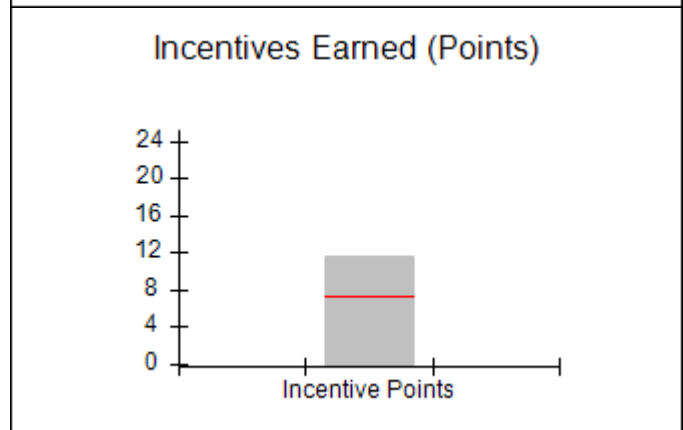
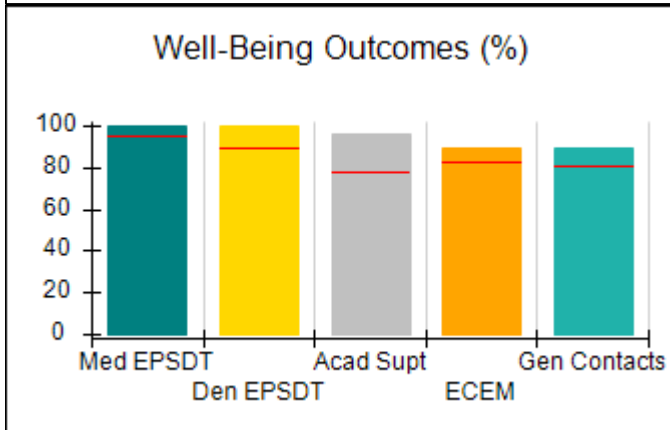
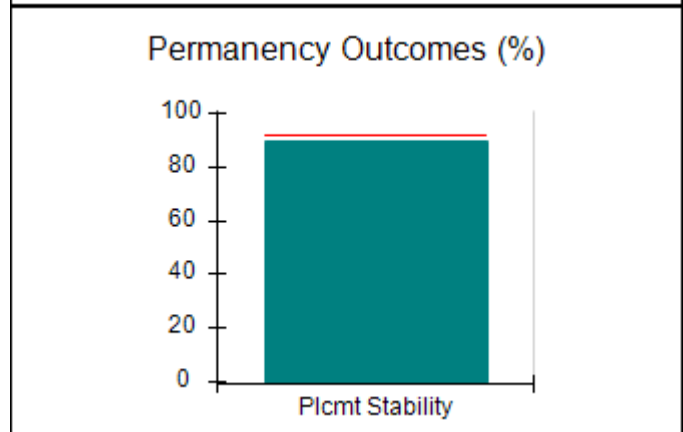
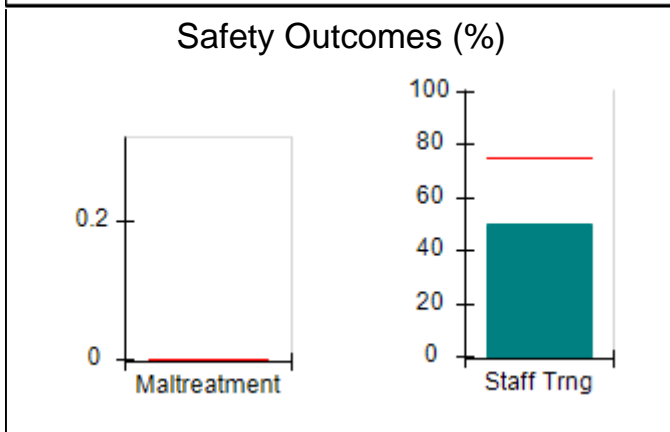
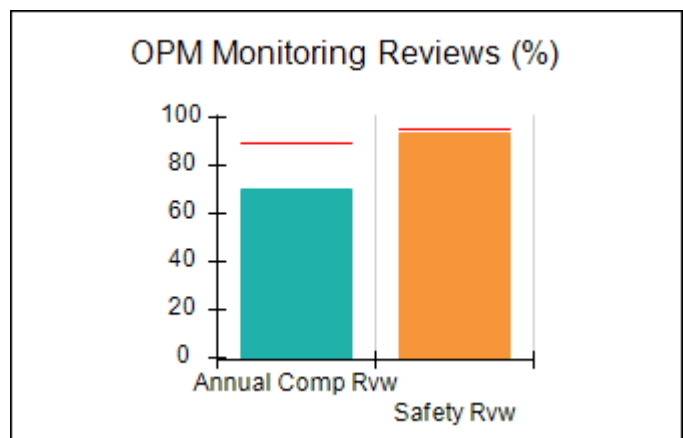
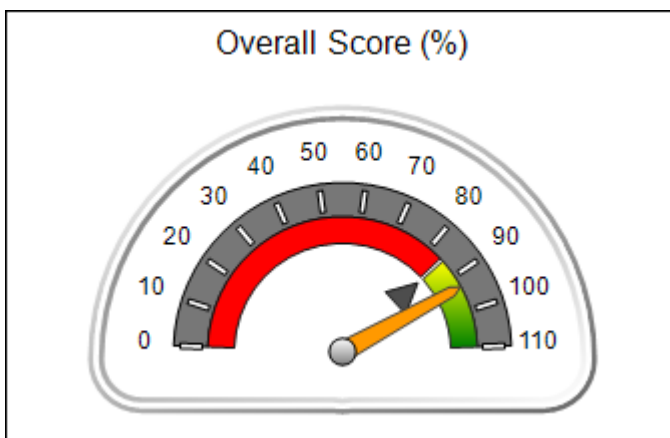
Provider/Program Name: Open Arms - Bridge I - Miller Rd. (787) - CCI

162 Miller Rd., Leesburg, GA 31763 Phone: 229-431-1121 Vendor ID# 35530	Quarterly Scores (Grades)		Current Quarter Score (Grade)
	Q1: 94.30 (A)	Q2: 93.29 (A-)	93.29% (A-)
	Q3: N/A	Q4: N/A	

Program Census Information:	# Children in Care During Quarter: 10	# Placements During Quarter: 10	# Children in Care On Last Day: 9
------------------------------------	--	--	--

Quarterly Provider Comparisons to All CCIs

▼ — indicates average for all CCIs





DHS, DFCS, Office of Provider Management
Performance-Based Placement Measures
RBWO Provider GA+SCORECARD - CCI



Report Quarter: Q2 FY2017

Provider/Program Name: Open Arms - Bridge I - Miller Rd. (787) - CCI				
162 Miller Rd., Leesburg, GA 31763 Phone: 229-431-1121 Vendor ID# 35530		Quarterly Scores (Grades)		Current Quarter Score (Grade)
		Q1: 94.30 (A)	Q2: 93.29 (A-)	93.29% (A-)
		Q3: N/A	Q4: N/A	
Program Census Information:		# Children in Care During Quarter: 10	# Placements During Quarter: 10	# Children in Care On Last Day: 9
	Avg Performance All CCIs (%)	Provider Performance (%)*	Possible Points (Weight)	Provider Points Earned
OPM Monitoring Reviews				
Annual Comprehensive Reviews	89%	70%	25	17.44
Safety Reviews	95%	93%	15	14.01
Monitoring Sub-Total			40	31.45
CCI Safety Outcomes				
Incidence of Maltreatment	0.00%	No Substantiated Reports	10	10.00
Staff Training	75%	50%	10	5.00
Safety Sub-Total			20	15.00
CCI Permanency Outcomes				
Placement Stability	92%	90%	15	13.50
Permanency Sub-Total			15	13.50
CCI Well-Being Outcomes				
EPSDT Medical Visits	94%	100%	4	4.00
EPSDT Dental Visits	89%	100%	4	4.00
Academic Supports	77%	96%	3	2.88
Provider ECEM Visits	83%	89%	7	6.23
Provider General Contacts	80%	89%	7	6.23
Placements with Siblings	34%	63%	Not Scored	Not Scored
Placements within Legal County	16%	Not Eligible	Not Scored	Not Scored
Well-Being Sub-Total			25	23.34
*Performance calculation descriptions can be found in the FY 2017 RBWO PBP Measurements and Standards Guide.				

Monitoring & Outcomes: Possible Points = 100	Points Earned = 83.29
Score Before Incentives Credit	83.29%
Incentives Awarded	10.00 pts
PBP Verification	N/A pts
Total Score	93.29%



DHS, DFCS, Office of Provider Management
Performance-Based Placement Measures
RBWO Provider GA+SCORECARD - CCI



Report Quarter: Q2 FY2017

Provider/Program Name: Open Arms - Bridge I - Miller Rd. (787) - CCI

Program Census Information:		# Children in Care During Quarter: 10	# Placements During Quarter: 10	# Children in Care On Last Day: 9
CCI Incentive Credits	Avg Performance All CCIs (Points)	Provider Performance (%)*	Possible Points (Weight)	Provider Points Earned
Early EPSDT Medical Visits		100%	2	2.00
Early EPSDT Dental Visits		100%	2	2.00
Permanency Contacts		72%	5	3.60
Additional Academic Supports		0%	2	0.00
Active Agency Accreditation		0%	4	0.00
Staff Clinical Licensure		0%	5	0.00
Behavior Management (threshold = 0)		100%	4	4.00
Incentives Total	7.31		24	11.60
Maximum total combined incentive credit allowed is 10 points.			Incentives Awarded	10.00

*Performance calculation descriptions can be found in the FY 2017 RBWO PBP Measurements and Standards Guide.

Child Protective Services Investigations and Dispositions

The following investigations data, which is not used for scoring but is considered significant to a provider's performance, is from Georgia SHINES and is not considered final or complete until the end of the fiscal year.

Total Reports:	0	
Number Screened In:	0	
Number Screened Out:	0	
Number Substantiated:	0	
Number Unsubstantiated:	0	
Number Active CPS Investigations:	0	



Performance-Based Placement Measures RBWO Provider GA+SCORECARD - CCI

Report Quarter: Q2 FY2017

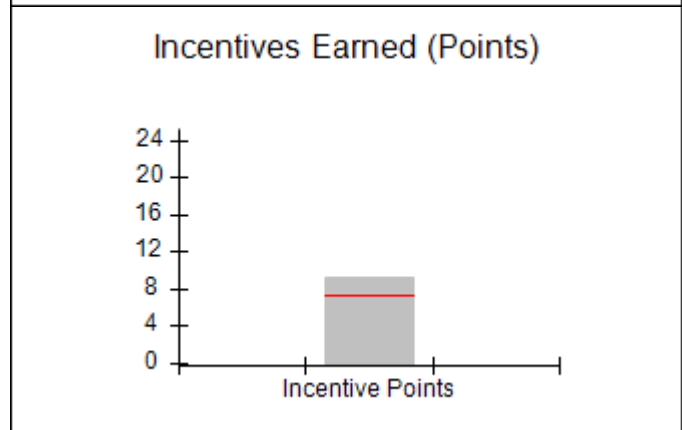
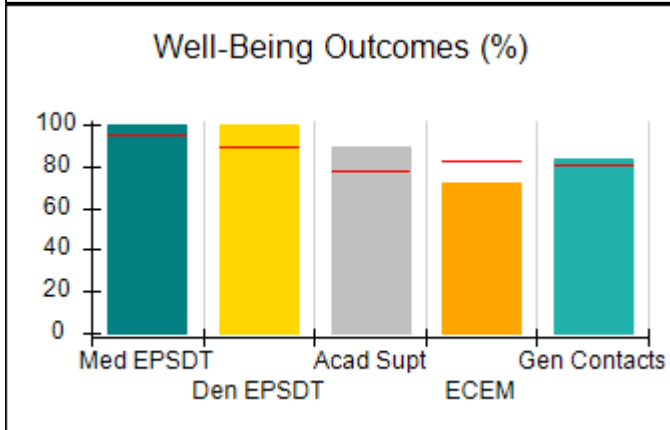
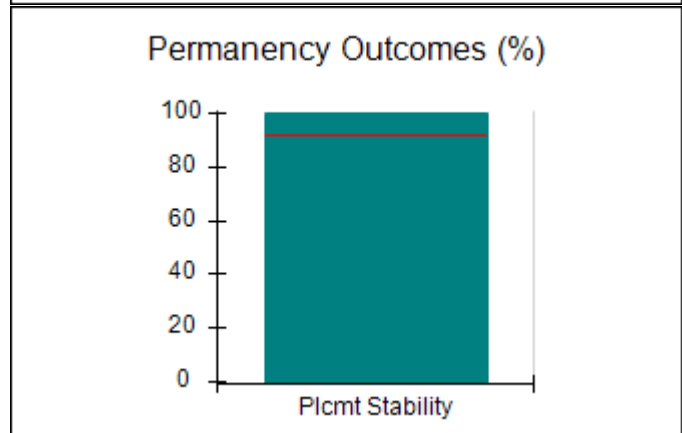
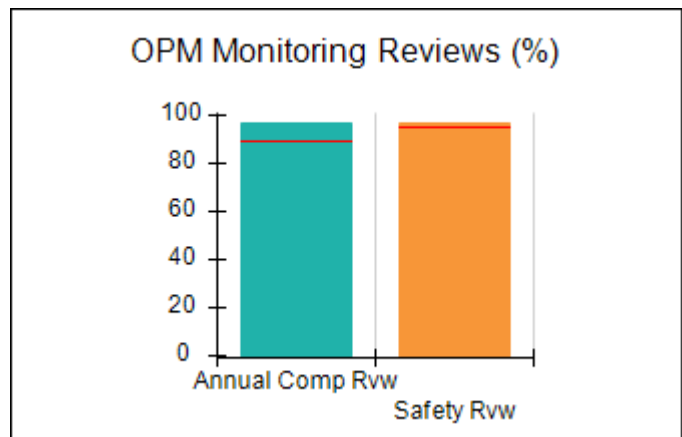
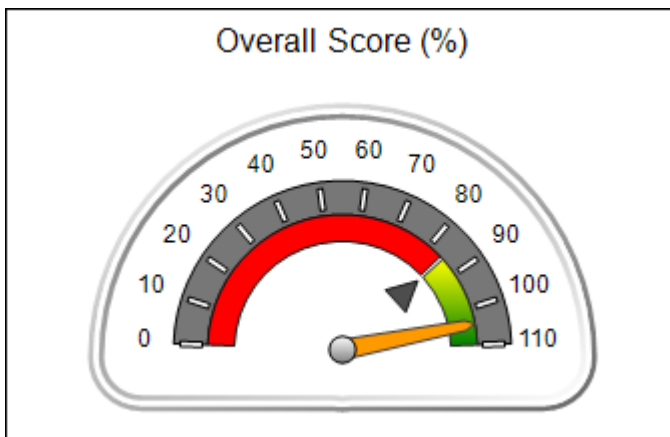
Provider/Program Name: Open Arms Children's Network - dba Ordered Steps Home for Girls (4320) - CCI

896 Bryant Still Road, Brooklet, GA 30415 Phone: 912-823-2016 Vendor ID# 80481	Quarterly Scores (Grades)		Current Quarter Score (Grade)
	Q1: 100.59 (A+)	Q2: 104.35 (A+)	104.35% (A+)
	Q3: N/A	Q4: N/A	

Program Census Information:	# Children in Care During Quarter: 6	# Placements During Quarter: 6	# Children in Care On Last Day: 6
-----------------------------	--------------------------------------	--------------------------------	-----------------------------------

Quarterly Provider Comparisons to All CCIs

▼ — indicates average for all CCIs





DHS, DFCS, Office of Provider Management
Performance-Based Placement Measures
RBWO Provider GA+SCORECARD - CCI



Report Quarter: Q2 FY2017

Provider/Program Name: Open Arms Children's Network - dba Ordered Steps Home for Girls (4320) - CCI				
896 Bryant Still Road, Brooklet, GA 30415		Quarterly Scores (Grades)		Current Quarter Score (Grade)
Phone: 912-823-2016		Q1: 100.59 (A+)	Q2: 104.35 (A+)	104.35% (A+)
Vendor ID# 80481		Q3: N/A	Q4: N/A	
Program Census Information:		# Children in Care During Quarter: 6	# Placements During Quarter: 6	# Children in Care On Last Day: 6
	Avg Performance All CCIs (%)	Provider Performance (%)*	Possible Points (Weight)	Provider Points Earned
OPM Monitoring Reviews				
Annual Comprehensive Reviews	89%	97%	25	24.14
Safety Reviews	95%	97%	15	14.57
Monitoring Sub-Total			40	38.71
CCI Safety Outcomes				
Incidence of Maltreatment	0.00%	No Substantiated Reports	10	10.00
Staff Training	75%	100%	10	10.00
Safety Sub-Total			20	20.00
CCI Permanency Outcomes				
Placement Stability	92%	100%	15	15.00
Permanency Sub-Total			15	15.00
CCI Well-Being Outcomes				
EPSDT Medical Visits	94%	100%	4	4.00
EPSDT Dental Visits	89%	100%	4	4.00
Academic Supports	77%	89%	3	2.67
Provider ECEM Visits	83%	72%	7	5.04
Provider General Contacts	80%	83%	7	5.81
Placements with Siblings	34%	0%	Not Scored	Not Scored
Placements within Legal County	16%	Not Eligible	Not Scored	Not Scored
Well-Being Sub-Total			25	21.52
*Performance calculation descriptions can be found in the FY 2017 RBWO PBP Measurements and Standards Guide.				

Monitoring & Outcomes: Possible Points = 100	Points Earned = 95.23
Score Before Incentives Credit	95.23%
Incentives Awarded	9.12 pts
PBP Verification	N/A pts
Total Score	104.35%



DHS, DFCS, Office of Provider Management
Performance-Based Placement Measures
RBWO Provider GA+SCORECARD - CCI



Report Quarter: Q2 FY2017

Provider/Program Name: Open Arms Children's Network - dba Ordered Steps Home for Girls (4320) - CCI

Program Census Information:		# Children in Care During Quarter: 6	# Placements During Quarter: 6	# Children in Care On Last Day: 6
CCI Incentive Credits	Avg Performance All CCIs (Points)	Provider Performance (%)*	Possible Points (Weight)	Provider Points Earned
Early EPSDT Medical Visits		100%	2	2.00
Early EPSDT Dental Visits		100%	2	2.00
Permanency Contacts		0%	5	0.00
Additional Academic Supports		56%	2	1.12
Active Agency Accreditation		0%	4	0.00
Staff Clinical Licensure		0%	5	0.00
Behavior Management (threshold = 0)		100%	4	4.00
Incentives Total	7.31		24	9.12
Maximum total combined incentive credit allowed is 10 points.			Incentives Awarded	9.12

*Performance calculation descriptions can be found in the FY 2017 RBWO PBP Measurements and Standards Guide.

Child Protective Services Investigations and Dispositions	
The following investigations data, which is not used for scoring but is considered significant to a provider's performance, is from Georgia SHINES and is not considered final or complete until the end of the fiscal year.	
Total Reports:	0
Number Screened In:	0
Number Screened Out:	0
Number Substantiated:	0
Number Unsubstantiated:	0
Number Active CPS Investigations:	0



DHS, DFCS, Office of Provider Management
Performance-Based Placement Measures
RBWO Provider GA+SCORECARD - CCI



Report Quarter: Q2 FY2017

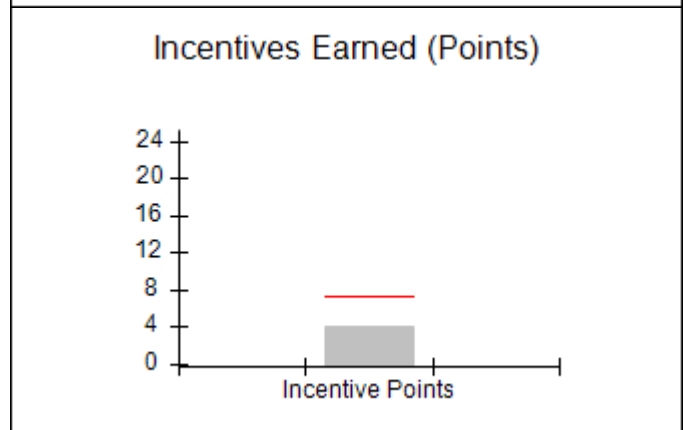
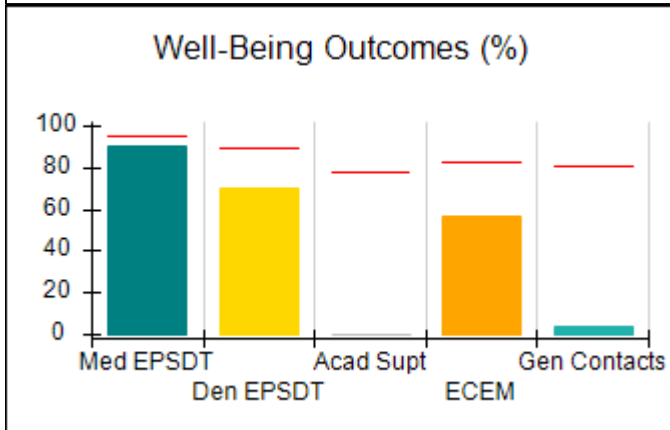
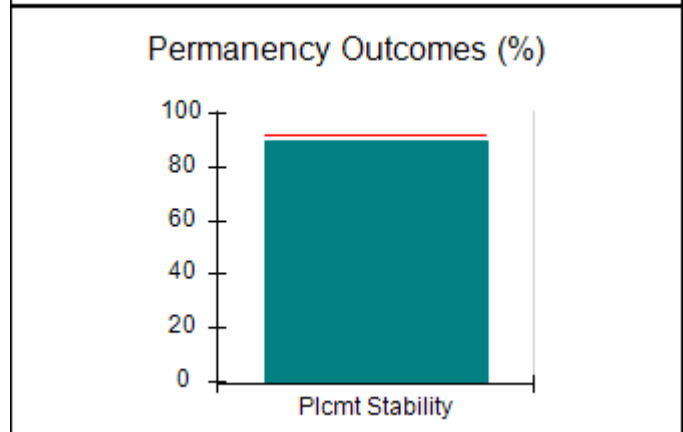
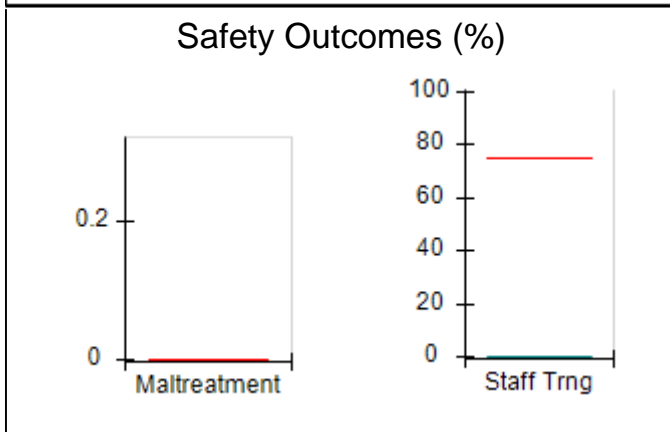
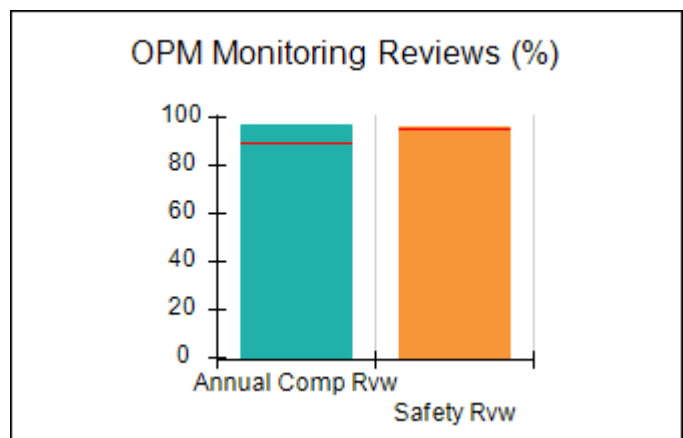
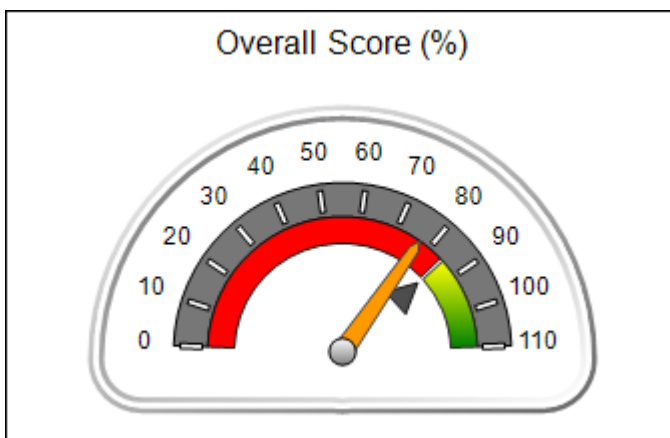
Provider/Program Name: Open Arms of Blue Ridge, Inc. - (5135) - CCI

126 Walter Mountain Drive, Epworth, GA 30541 Phone: 706-632-2029 Vendor ID# 114380	Quarterly Scores (Grades)		Current Quarter Score (Grade)
	Q1: 80.44 (B-)	Q2: 76.85 (C)	76.85% (C)
	Q3: N/A	Q4: N/A	

Program Census Information:	# Children in Care During Quarter: 10	# Placements During Quarter: 10	# Children in Care On Last Day: 7
-----------------------------	---------------------------------------	---------------------------------	-----------------------------------

Quarterly Provider Comparisons to All CCIs

▼ — indicates average for all CCIs





DHS, DFCS, Office of Provider Management
Performance-Based Placement Measures
RBWO Provider GA+SCORECARD - CCI



Report Quarter: Q2 FY2017

Provider/Program Name: Open Arms of Blue Ridge, Inc. - (5135) - CCI				
126 Walter Mountain Drive, Epworth, GA 30541 Phone: 706-632-2029 Vendor ID# 114380		Quarterly Scores (Grades)		Current Quarter Score (Grade)
		Q1: 80.44 (B-)	Q2: 76.85 (C)	76.85% (C)
		Q3: N/A	Q4: N/A	
Program Census Information:		# Children in Care During Quarter: 10	# Placements During Quarter: 10	# Children in Care On Last Day: 7
	Avg Performance All CCIs (%)	Provider Performance (%)*	Possible Points (Weight)	Provider Points Earned
OPM Monitoring Reviews				
Annual Comprehensive Reviews	89%	97%	25	24.25
Safety Reviews	95%	96%	15	14.43
Monitoring Sub-Total			40	38.68
CCI Safety Outcomes				
Incidence of Maltreatment	0.00%	No Substantiated Reports	10	10.00
Staff Training	75%	0%	10	0.00
Safety Sub-Total			20	10.00
CCI Permanency Outcomes				
Placement Stability	92%	90%	15	13.50
Permanency Sub-Total			15	13.50
CCI Well-Being Outcomes				
EPSDT Medical Visits	94%	90%	4	3.60
EPSDT Dental Visits	89%	70%	4	2.80
Academic Supports	77%	0%	3	0.00
Provider ECEM Visits	83%	57%	7	3.99
Provider General Contacts	80%	4%	7	0.28
Placements with Siblings	34%	Not Eligible	Not Scored	Not Scored
Placements within Legal County	16%	0%	Not Scored	Not Scored
Well-Being Sub-Total			25	10.67
*Performance calculation descriptions can be found in the FY 2017 RBWO PBP Measurements and Standards Guide.				

Monitoring & Outcomes: Possible Points = 100	Points Earned = 72.85
Score Before Incentives Credit	72.85%
Incentives Awarded	4.00 pts
PBP Verification	N/A pts
Total Score	76.85%



DHS, DFCS, Office of Provider Management
Performance-Based Placement Measures
RBWO Provider GA+SCORECARD - CCI



Report Quarter: Q2 FY2017

Provider/Program Name: Open Arms of Blue Ridge, Inc. - (5135) - CCI

Program Census Information:		# Children in Care During Quarter: 10	# Placements During Quarter: 10	# Children in Care On Last Day: 7
CCI Incentive Credits	Avg Performance All CCIs (Points)	Provider Performance (%)*	Possible Points (Weight)	Provider Points Earned
Early EPSDT Medical Visits		0%	2	0.00
Early EPSDT Dental Visits		0%	2	0.00
Permanency Contacts		0%	5	0.00
Additional Academic Supports		0%	2	0.00
Active Agency Accreditation		0%	4	0.00
Staff Clinical Licensure		0%	5	0.00
Behavior Management (threshold = 0)		100%	4	4.00
Incentives Total	7.31		24	4.00
Maximum total combined incentive credit allowed is 10 points.			Incentives Awarded	4.00

*Performance calculation descriptions can be found in the FY 2017 RBWO PBP Measurements and Standards Guide.

Child Protective Services Investigations and Dispositions

The following investigations data, which is not used for scoring but is considered significant to a provider's performance, is from Georgia SHINES and is not considered final or complete until the end of the fiscal year.

Total Reports:	0	
Number Screened In:	0	
Number Screened Out:	0	
Number Substantiated:	0	
Number Unsubstantiated:	0	
Number Active CPS Investigations:	0	



DHS, DFCS, Office of Provider Management
Performance-Based Placement Measures
RBWO Provider GA+SCORECARD - CCI



Report Quarter: Q2 FY2017

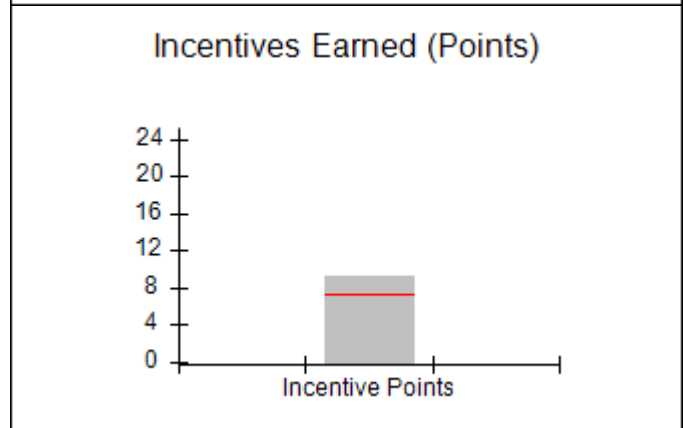
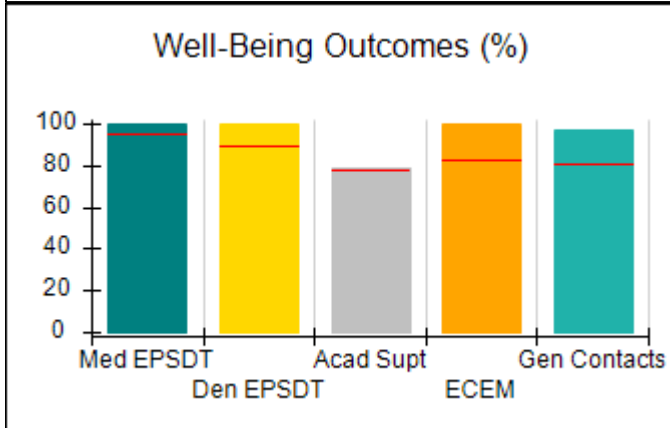
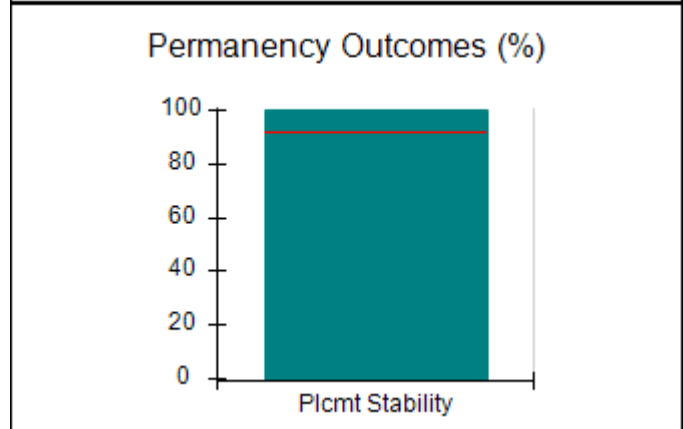
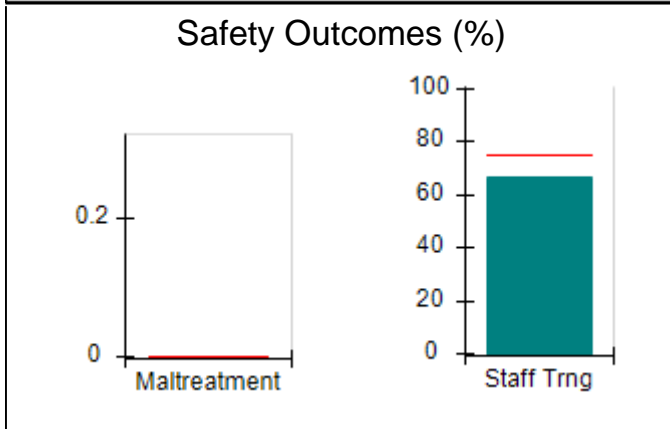
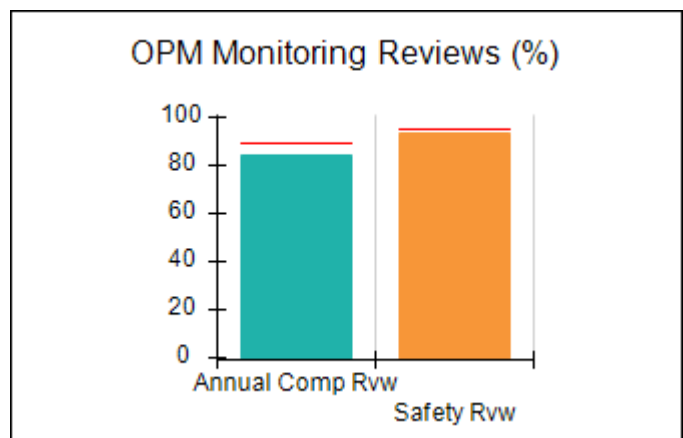
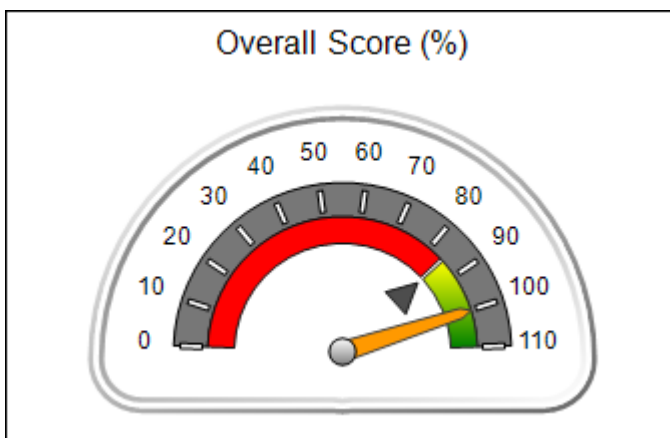
Provider/Program Name: Open Door Home - Boys Annex Long Term Program (940) - CCI

792 John Davenport Dr., Rome, GA 30165 Phone: 706-233-9175 Vendor ID# 35532	Quarterly Scores (Grades)		Current Quarter Score (Grade)
	Q1: 102.20 (A+)	Q2: 100.11 (A+)	100.11% (A+)
	Q3: N/A	Q4: N/A	

Program Census Information:	# Children in Care During Quarter: 10	# Placements During Quarter: 10	# Children in Care On Last Day: 8
-----------------------------	---------------------------------------	---------------------------------	-----------------------------------

Quarterly Provider Comparisons to All CCIs

▼ — indicates average for all CCIs





DHS, DFCS, Office of Provider Management
Performance-Based Placement Measures
RBWO Provider GA+SCORECARD - CCI



Report Quarter: Q2 FY2017

Provider/Program Name: Open Door Home - Boys Annex Long Term Program (940) - CCI

792 John Davenport Dr., Rome, GA 30165 Phone: 706-233-9175 Vendor ID# 35532	Quarterly Scores (Grades)		Current Quarter Score (Grade)
	Q1: 102.20 (A+)	Q2: 100.11 (A+)	100.11%
	Q3: N/A	Q4: N/A	(A+)

Program Census Information:	# Children in Care During Quarter: 10	# Placements During Quarter: 10	# Children in Care On Last Day: 8
------------------------------------	---------------------------------------	---------------------------------	-----------------------------------

	Avg Performance All CCIs (%)	Provider Performance (%)*	Possible Points (Weight)	Provider Points Earned
--	-------------------------------------	----------------------------------	---------------------------------	-------------------------------

OPM Monitoring Reviews

Annual Comprehensive Reviews	89%	84%	25	21.05
Safety Reviews	95%	94%	15	14.06
Monitoring Sub-Total			40	35.11

CCI Safety Outcomes

Incidence of Maltreatment	0.00%	No Substantiated Reports	10	10.00
Staff Training	75%	67%	10	6.70
Safety Sub-Total			20	16.70

CCI Permanency Outcomes

Placement Stability	92%	100%	15	15.00
Permanency Sub-Total			15	15.00

CCI Well-Being Outcomes

EPSDT Medical Visits	94%	100%	4	4.00
EPSDT Dental Visits	89%	100%	4	4.00
Academic Supports	77%	79%	3	2.37
Provider ECEM Visits	83%	100%	7	7.00
Provider General Contacts	80%	97%	7	6.79
Placements with Siblings	34%	100%	Not Scored	Not Scored
Placements within Legal County	16%	Not Eligible	Not Scored	Not Scored
Well-Being Sub-Total			25	24.16

*Performance calculation descriptions can be found in the FY 2017 RBWO PBP Measurements and Standards Guide.

Monitoring & Outcomes: Possible Points = 100		Points Earned = 90.97	
Score Before Incentives Credit			90.97%
Incentives Awarded			9.14 pts
PBP Verification			N/A pts
Total Score			100.11%



DHS, DFCS, Office of Provider Management
Performance-Based Placement Measures
RBWO Provider GA+SCORECARD - CCI



Report Quarter: Q2 FY2017

Provider/Program Name: Open Door Home - Boys Annex Long Term Program (940) - CCI

Program Census Information:		# Children in Care During Quarter: 10	# Placements During Quarter: 10	# Children in Care On Last Day: 8
CCI Incentive Credits	Avg Performance All CCIs (Points)	Provider Performance (%)*	Possible Points (Weight)	Provider Points Earned
Early EPSDT Medical Visits		100%	2	2.00
Early EPSDT Dental Visits		100%	2	2.00
Permanency Contacts		None Planned	5	
Additional Academic Supports		57%	2	1.14
Active Agency Accreditation		0%	4	0.00
Staff Clinical Licensure		0%	5	0.00
Behavior Management (threshold = 0)		100%	4	4.00
Incentives Total	7.31		24	9.14
Maximum total combined incentive credit allowed is 10 points.			Incentives Awarded	9.14

*Performance calculation descriptions can be found in the FY 2017 RBWO PBP Measurements and Standards Guide.

Child Protective Services Investigations and Dispositions

The following investigations data, which is not used for scoring but is considered significant to a provider's performance, is from Georgia SHINES and is not considered final or complete until the end of the fiscal year.

Total Reports:	0	
Number Screened In:	0	
Number Screened Out:	0	
Number Substantiated:	0	
Number Unsubstantiated:	0	
Number Active CPS Investigations:	0	



DHS, DFCS, Office of Provider Management
Performance-Based Placement Measures
RBWO Provider GA+SCORECARD - CCI



Report Quarter: Q2 FY2017

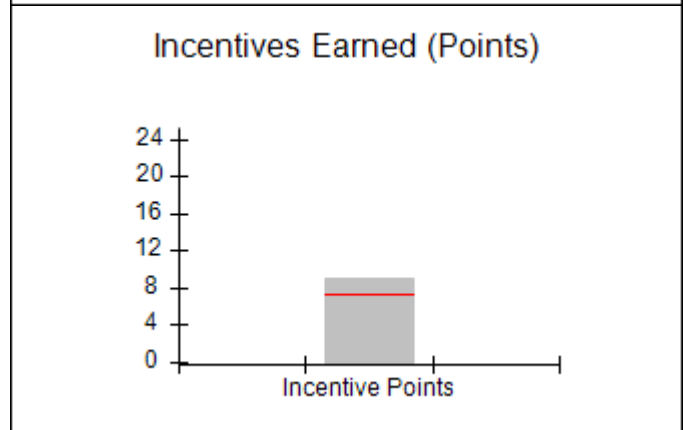
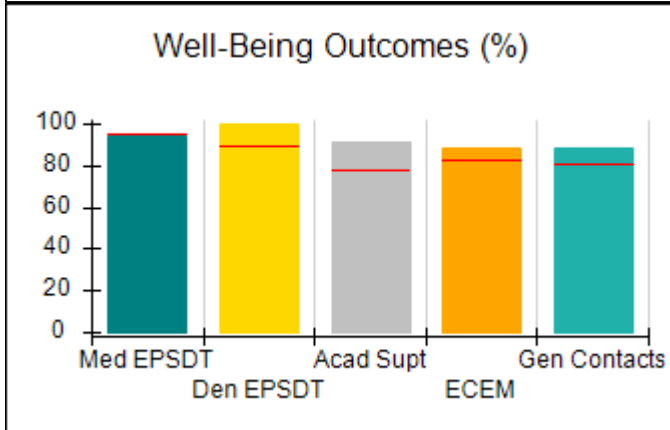
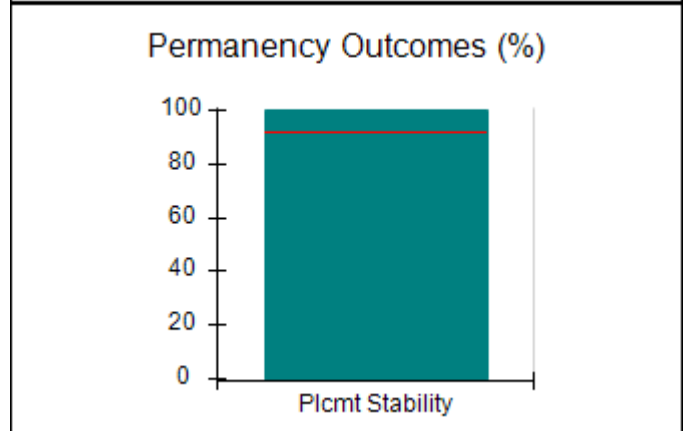
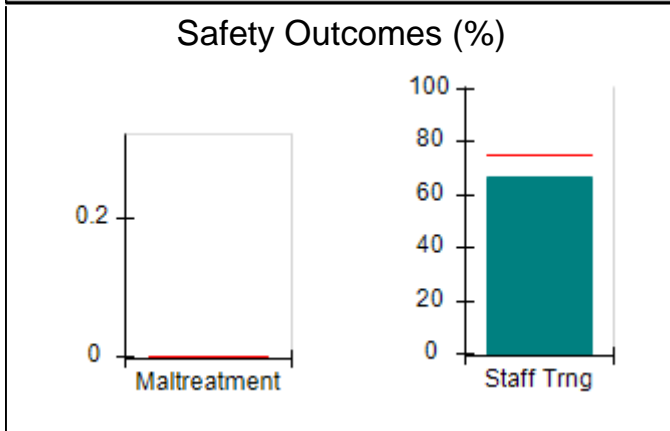
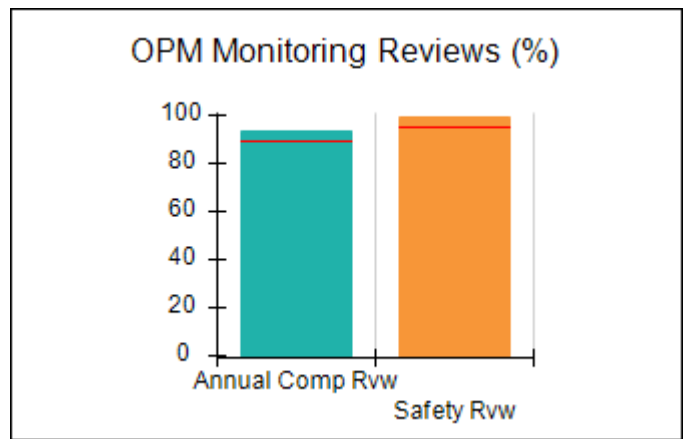
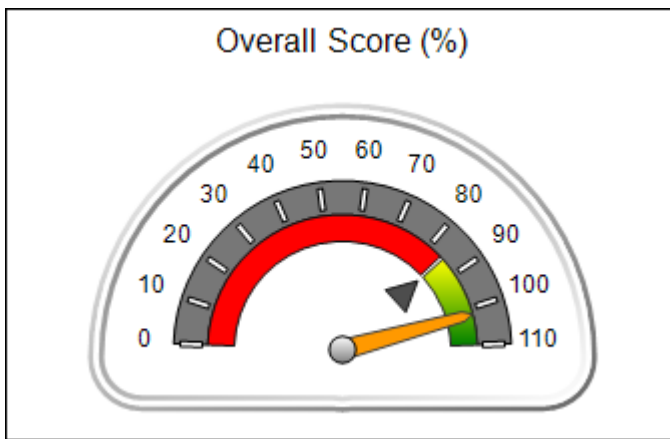
Provider/Program Name: Open Door Home - Girls Annex Long Term Program (939) - CCI

5 Leon St., Rome, GA 30165 Phone: 706 232-6662 Vendor ID# 35531	Quarterly Scores (Grades)		Current Quarter Score (Grade)
	Q1: 104.93 (A+)	Q2: 101.72 (A+)	101.72% (A+)
	Q3: N/A	Q4: N/A	

Program Census Information:	# Children in Care During Quarter: 17	# Placements During Quarter: 17	# Children in Care On Last Day: 13
-----------------------------	---------------------------------------	---------------------------------	------------------------------------

Quarterly Provider Comparisons to All CCIs

▼ — indicates average for all CCIs





DHS, DFCS, Office of Provider Management
Performance-Based Placement Measures
RBWO Provider GA+SCORECARD - CCI



Report Quarter: Q2 FY2017

Provider/Program Name: Open Door Home - Girls Annex Long Term Program (939) - CCI

5 Leon St., Rome, GA 30165 Phone: 706 232-6662 Vendor ID# 35531	Quarterly Scores (Grades)		Current Quarter Score (Grade)
	Q1: 104.93 (A+)	Q2: 101.72 (A+)	101.72%
	Q3: N/A	Q4: N/A	(A+)

Program Census Information:	# Children in Care During Quarter: 17	# Placements During Quarter: 17	# Children in Care On Last Day: 13
-----------------------------	---------------------------------------	---------------------------------	------------------------------------

	Avg Performance All CCIs (%)	Provider Performance (%)*	Possible Points (Weight)	Provider Points Earned
--	------------------------------	---------------------------	--------------------------	------------------------

OPM Monitoring Reviews

Annual Comprehensive Reviews	89%	94%	25	23.42
Safety Reviews	95%	99%	15	14.89
Monitoring Sub-Total			40	38.31

CCI Safety Outcomes

Incidence of Maltreatment	0.00%	No Substantiated Reports	10	10.00
Staff Training	75%	67%	10	6.70
Safety Sub-Total			20	16.70

CCI Permanency Outcomes

Placement Stability	92%	100%	15	15.00
Permanency Sub-Total			15	15.00

CCI Well-Being Outcomes

EPSDT Medical Visits	94%	94%	4	3.76
EPSDT Dental Visits	89%	100%	4	4.00
Academic Supports	77%	91%	3	2.73
Provider ECEM Visits	83%	88%	7	6.16
Provider General Contacts	80%	88%	7	6.16
Placements with Siblings	34%	67%	Not Scored	Not Scored
Placements within Legal County	16%	Not Eligible	Not Scored	Not Scored
Well-Being Sub-Total			25	22.81

*Performance calculation descriptions can be found in the FY 2017 RBWO PBP Measurements and Standards Guide.

Monitoring & Outcomes: Possible Points = 100		Points Earned = 92.82	
Score Before Incentives Credit		92.82%	
Incentives Awarded		8.90 pts	
PBP Verification		N/A pts	
Total Score		101.72%	



DHS, DFCS, Office of Provider Management
Performance-Based Placement Measures
RBWO Provider GA+SCORECARD - CCI



Report Quarter: Q2 FY2017

Provider/Program Name: Open Door Home - Girls Annex Long Term Program (939) - CCI

Program Census Information:		# Children in Care During Quarter: 17	# Placements During Quarter: 17	# Children in Care On Last Day: 13
CCI Incentive Credits	Avg Performance All CCIs (Points)	Provider Performance (%)*	Possible Points (Weight)	Provider Points Earned
Early EPSDT Medical Visits		75%	2	1.50
Early EPSDT Dental Visits		100%	2	2.00
Permanency Contacts		0%	5	0.00
Additional Academic Supports		70%	2	1.40
Active Agency Accreditation		0%	4	0.00
Staff Clinical Licensure		0%	5	0.00
Behavior Management (threshold = 0)		100%	4	4.00
Incentives Total	7.31		24	8.90
Maximum total combined incentive credit allowed is 10 points.			Incentives Awarded	8.90

*Performance calculation descriptions can be found in the FY 2017 RBWO PBP Measurements and Standards Guide.

Child Protective Services Investigations and Dispositions

The following investigations data, which is not used for scoring but is considered significant to a provider's performance, is from Georgia SHINES and is not considered final or complete until the end of the fiscal year.

Total Reports:	0	
Number Screened In:	0	
Number Screened Out:	0	
Number Substantiated:	0	
Number Unsubstantiated:	0	
Number Active CPS Investigations:	0	



DHS, DFCS, Office of Provider Management
Performance-Based Placement Measures
RBWO Provider GA+SCORECARD - CCI



Report Quarter: Q2 FY2017

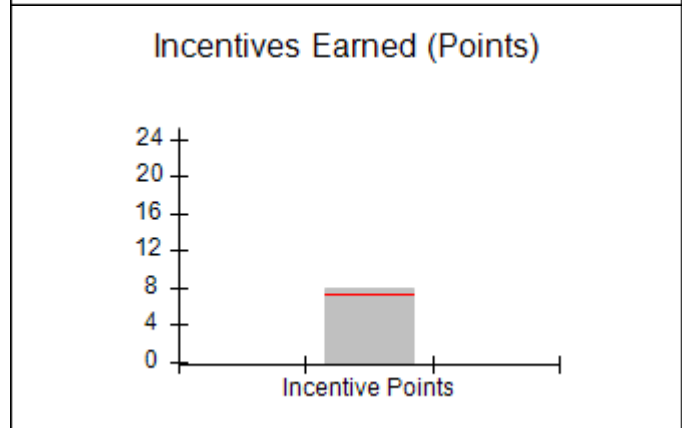
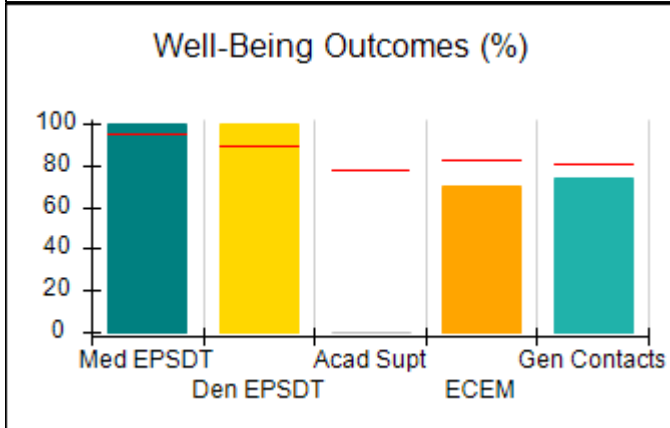
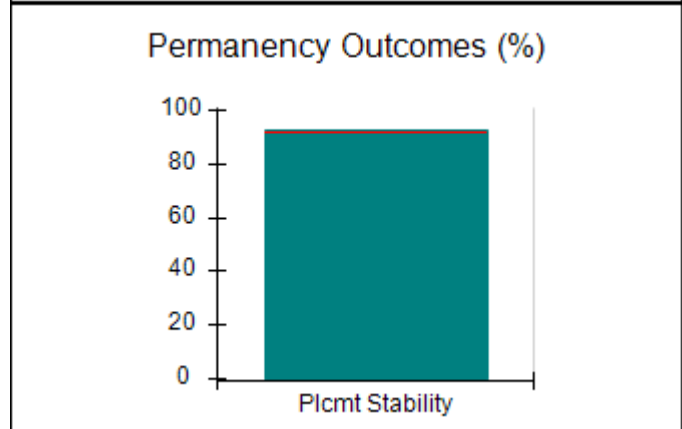
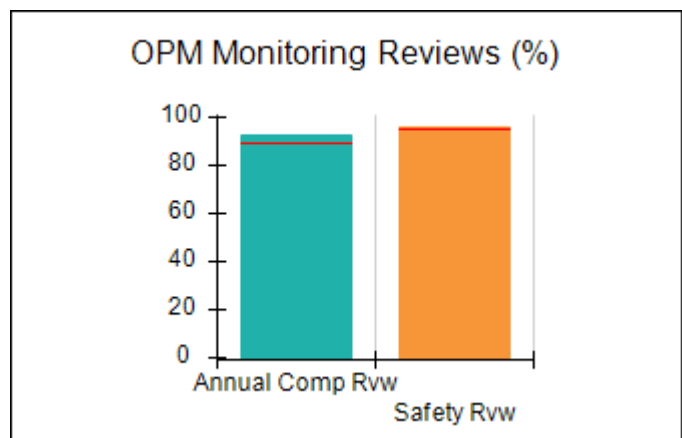
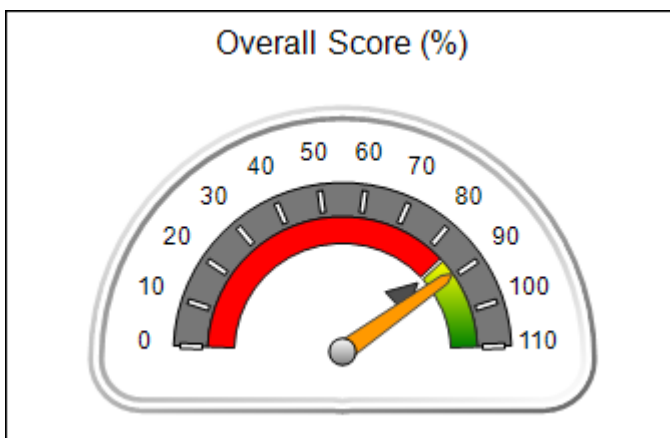
Provider/Program Name: Our House for Kids - (792) - CCI

114 Old Moores Mill Rd., Bremen, GA 30110 Phone: 770-537-1940 Vendor ID# 35536	Quarterly Scores (Grades)		Current Quarter Score (Grade)
	Q1: 96.66 (A)	Q2: 89.23 (B+)	89.23% (B+)
	Q3: N/A	Q4: N/A	

Program Census Information:	# Children in Care During Quarter: 15	# Placements During Quarter: 18	# Children in Care On Last Day: 12
-----------------------------	---------------------------------------	---------------------------------	------------------------------------

Quarterly Provider Comparisons to All CCIs

▼ — indicates average for all CCIs





DHS, DFCS, Office of Provider Management
Performance-Based Placement Measures
RBWO Provider GA+SCORECARD - CCI



Report Quarter: Q2 FY2017

Provider/Program Name: Our House for Kids - (792) - CCI				
114 Old Moores Mill Rd., Bremen, GA 30110 Phone: 770-537-1940 Vendor ID# 35536		Quarterly Scores (Grades)		Current Quarter Score (Grade)
		Q1: 96.66 (A)	Q2: 89.23 (B+)	89.23% (B+)
		Q3: N/A	Q4: N/A	
Program Census Information:		# Children in Care During Quarter: 15	# Placements During Quarter: 18	# Children in Care On Last Day: 12
	Avg Performance All CCIs (%)	Provider Performance (%)*	Possible Points (Weight)	Provider Points Earned
OPM Monitoring Reviews				
Annual Comprehensive Reviews	89%	92%	25	23.10
Safety Reviews	95%	96%	15	14.40
Monitoring Sub-Total			40	37.50
CCI Safety Outcomes				
Incidence of Maltreatment	0.00%	No Substantiated Reports	10	10.00
Staff Training	75%	17%	10	1.70
Safety Sub-Total			20	11.70
CCI Permanency Outcomes				
Placement Stability	92%	93%	15	13.95
Permanency Sub-Total			15	13.95
CCI Well-Being Outcomes				
EPSDT Medical Visits	94%	100%	4	4.00
EPSDT Dental Visits	89%	100%	4	4.00
Academic Supports	77%	0%	3	0.00
Provider ECEM Visits	83%	70%	7	4.90
Provider General Contacts	80%	74%	7	5.18
Placements with Siblings	34%	11%	Not Scored	Not Scored
Placements within Legal County	16%	33%	Not Scored	Not Scored
Well-Being Sub-Total			25	18.08
*Performance calculation descriptions can be found in the FY 2017 RBWO PBP Measurements and Standards Guide.				

Monitoring & Outcomes: Possible Points = 100	Points Earned = 81.23
Score Before Incentives Credit	81.23%
Incentives Awarded	8.00 pts
PBP Verification	N/A pts
Total Score	89.23%



DHS, DFCS, Office of Provider Management
Performance-Based Placement Measures
RBWO Provider GA+SCORECARD - CCI



Report Quarter: Q2 FY2017

Provider/Program Name: Our House for Kids - (792) - CCI

Program Census Information:		# Children in Care During Quarter: 15	# Placements During Quarter: 18	# Children in Care On Last Day: 12
CCI Incentive Credits	Avg Performance All CCIs (Points)	Provider Performance (%)*	Possible Points (Weight)	Provider Points Earned
Early EPSDT Medical Visits		100%	2	2.00
Early EPSDT Dental Visits		100%	2	2.00
Permanency Contacts		0%	5	0.00
Additional Academic Supports		0%	2	0.00
Active Agency Accreditation		0%	4	0.00
Staff Clinical Licensure		0%	5	0.00
Behavior Management (threshold = 0)		100%	4	4.00
Incentives Total	7.31		24	8.00
Maximum total combined incentive credit allowed is 10 points.			Incentives Awarded	8.00

*Performance calculation descriptions can be found in the FY 2017 RBWO PBP Measurements and Standards Guide.

Child Protective Services Investigations and Dispositions

The following investigations data, which is not used for scoring but is considered significant to a provider's performance, is from Georgia SHINES and is not considered final or complete until the end of the fiscal year.

Total Reports:	0	
Number Screened In:	0	
Number Screened Out:	0	
Number Substantiated:	0	
Number Unsubstantiated:	0	
Number Active CPS Investigations:	0	



DHS, DFCS, Office of Provider Management
Performance-Based Placement Measures
RBWO Provider GA+SCORECARD - CCI



Report Quarter: Q2 FY2017

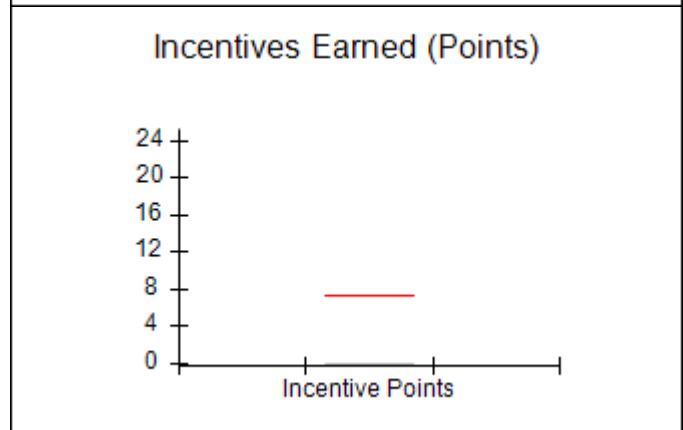
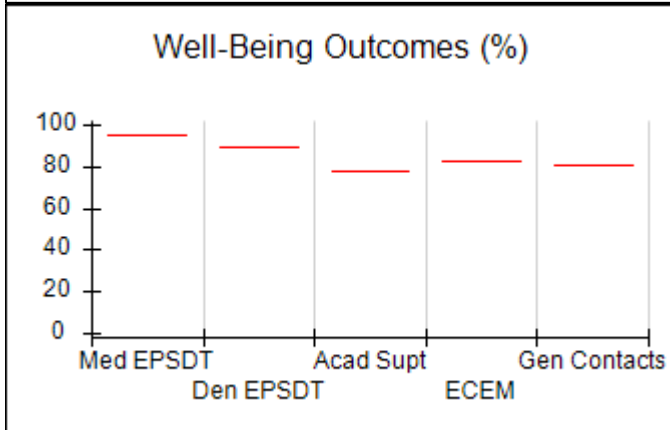
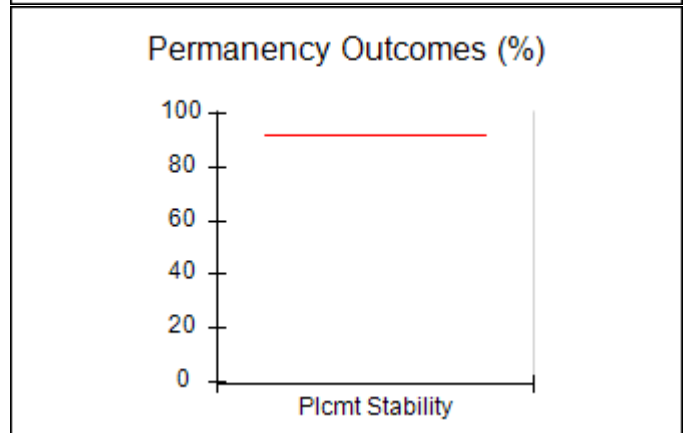
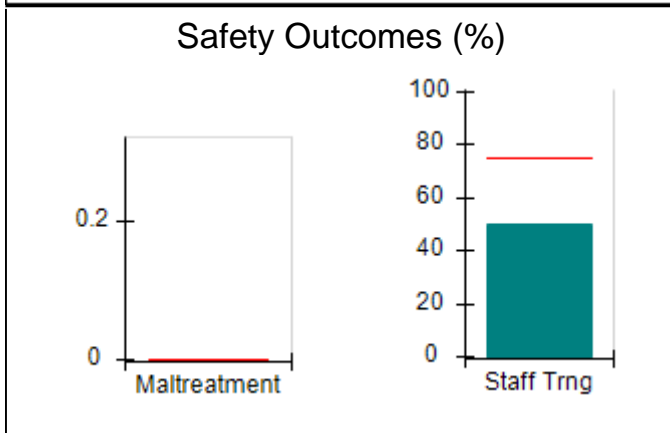
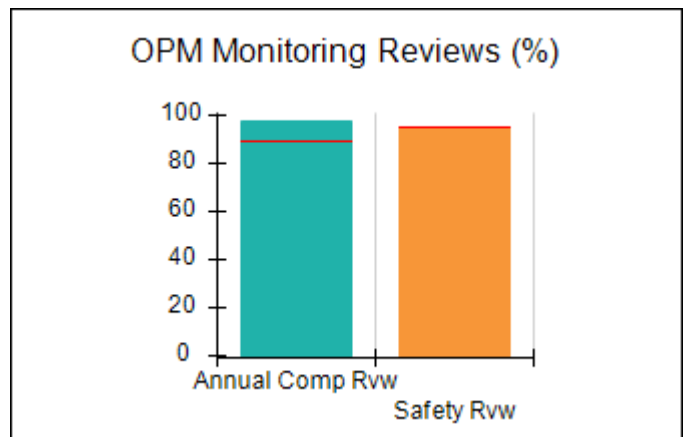
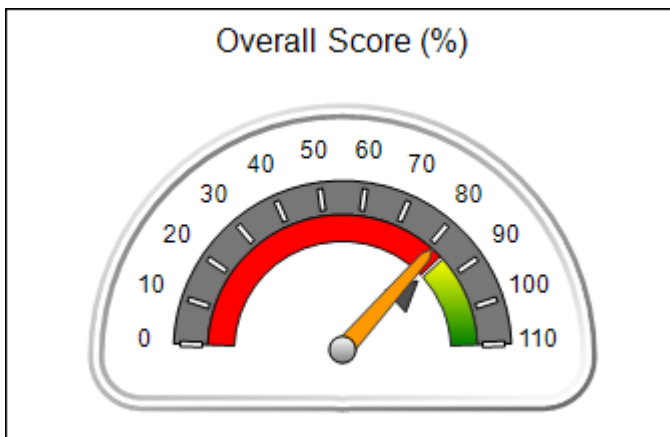
Provider/Program Name: Park Place Outreach (formerly Marshland Foundation) - (732) - CCI

514 East Henry Street, Savannah, GA 31401 Phone: 912-234-4048 Vendor ID# 35537	Quarterly Scores (Grades)		Current Quarter Score (Grade)
	Q1: 99.66 (A+)	Q2: 81.09 (B-)	81.09%
	Q3: N/A	Q4: N/A	(B-)

Program Census Information:	# Children in Care During Quarter: 0	# Placements During Quarter: 0	# Children in Care On Last Day: 0
-----------------------------	--------------------------------------	--------------------------------	-----------------------------------

Quarterly Provider Comparisons to All CCIs

▼ — indicates average for all CCIs





DHS, DFCS, Office of Provider Management
Performance-Based Placement Measures
RBWO Provider GA+SCORECARD - CCI



Report Quarter: Q2 FY2017

Provider/Program Name: Park Place Outreach (formerly Marshland Foundation) - (732) - CCI

514 East Henry Street, Savannah, GA 31401 Phone: 912-234-4048 Vendor ID# 35537	Quarterly Scores (Grades)		Current Quarter Score (Grade)
	Q1: 99.66 (A+)	Q2: 81.09 (B-)	81.09%
	Q3: N/A	Q4: N/A	(B-)

Program Census Information:	# Children in Care During Quarter: 0	# Placements During Quarter: 0	# Children in Care On Last Day: 0
-----------------------------	--------------------------------------	--------------------------------	-----------------------------------

	Avg Performance All CCIs (%)	Provider Performance (%)*	Possible Points (Weight)	Provider Points Earned
--	------------------------------	---------------------------	--------------------------	------------------------

OPM Monitoring Reviews

Annual Comprehensive Reviews	89%	97%	25	24.35
Safety Reviews	95%	95%	15	14.31
Monitoring Sub-Total			40	38.66

CCI Safety Outcomes

Incidence of Maltreatment	0.00%	Not Eligible		
Staff Training	75%	50%	20	10.00
Safety Sub-Total			20	10.00

CCI Permanency Outcomes

Placement Stability	92%	Not Eligible		
Permanency Sub-Total			N/A	

CCI Well-Being Outcomes

EPSDT Medical Visits	94%	Not Eligible		
EPSDT Dental Visits	89%	Not Eligible		
Academic Supports	77%	Not Eligible		
Provider ECEM Visits	83%	Not Eligible		
Provider General Contacts	80%	Not Eligible		
Placements with Siblings	34%	Not Eligible	Not Scored	Not Scored
Placements within Legal County	16%	Not Eligible	Not Scored	Not Scored
Well-Being Sub-Total			N/A	

*Performance calculation descriptions can be found in the FY 2017 RBWO PBP Measurements and Standards Guide.

Monitoring & Outcomes: Possible Points = 60		Points Earned = 48.66	
Score Before Incentives Credit			81.09%
Incentives Awarded			0.00 pts
PBP Verification			N/A pts
Total Score			81.09%



DHS, DFCS, Office of Provider Management
Performance-Based Placement Measures
RBWO Provider GA+SCORECARD - CCI



Report Quarter: Q2 FY2017

Provider/Program Name: Park Place Outreach (formerly Marshland Foundation) - (732) - CCI

Program Census Information:		# Children in Care During Quarter: 0	# Placements During Quarter: 0	# Children in Care On Last Day: 0
CCI Incentive Credits	Avg Performance All CCIs (Points)	Provider Performance (%)*	Possible Points (Weight)	Provider Points Earned
Early EPSDT Medical Visits		Not Eligible	2	
Early EPSDT Dental Visits		Not Eligible	2	
Permanency Contacts		None Planned	5	
Additional Academic Supports		Not Eligible	2	
Active Agency Accreditation		0%	4	0.00
Staff Clinical Licensure		0%	5	0.00
Behavior Management (threshold = 0)		0%	4	
Incentives Total	7.31		24	0.00
Maximum total combined incentive credit allowed is 10 points.			Incentives Awarded	0.00

*Performance calculation descriptions can be found in the FY 2017 RBWO PBP Measurements and Standards Guide.

Child Protective Services Investigations and Dispositions	
The following investigations data, which is not used for scoring but is considered significant to a provider's performance, is from Georgia SHINES and is not considered final or complete until the end of the fiscal year.	
Total Reports:	0
Number Screened In:	0
Number Screened Out:	0
Number Substantiated:	0
Number Unsubstantiated:	0
Number Active CPS Investigations:	0



DHS, DFCS, Office of Provider Management
Performance-Based Placement Measures
RBWO Provider GA+SCORECARD - CCI



Report Quarter: Q2 FY2017

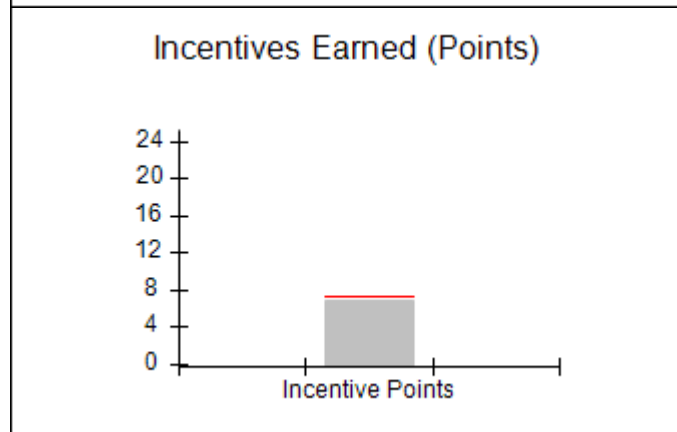
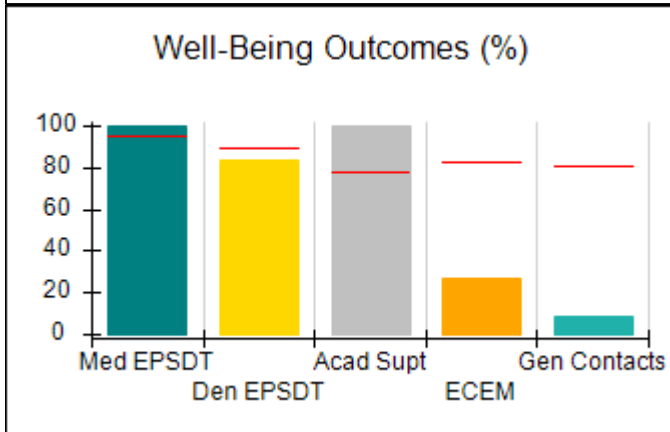
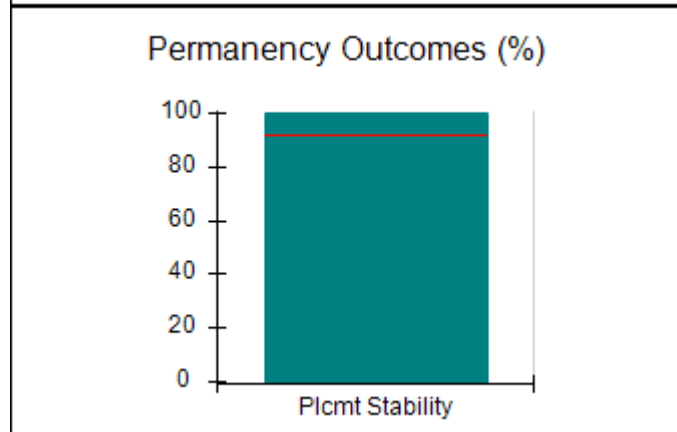
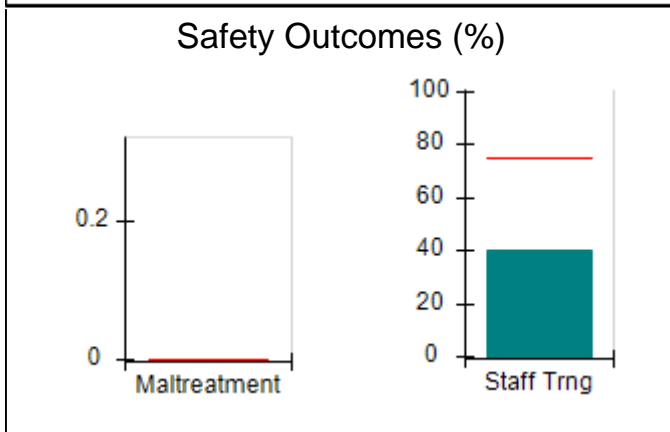
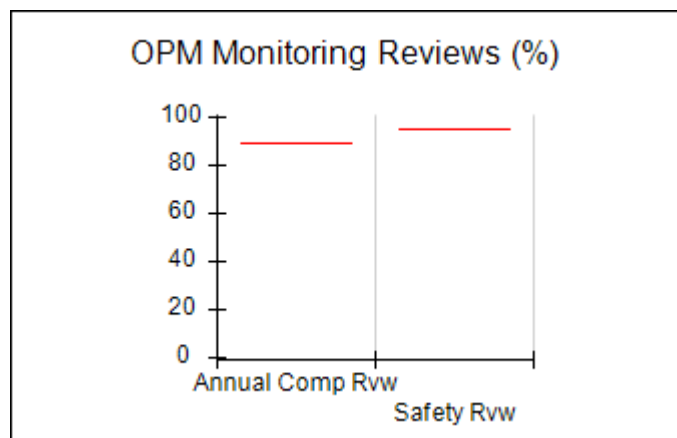
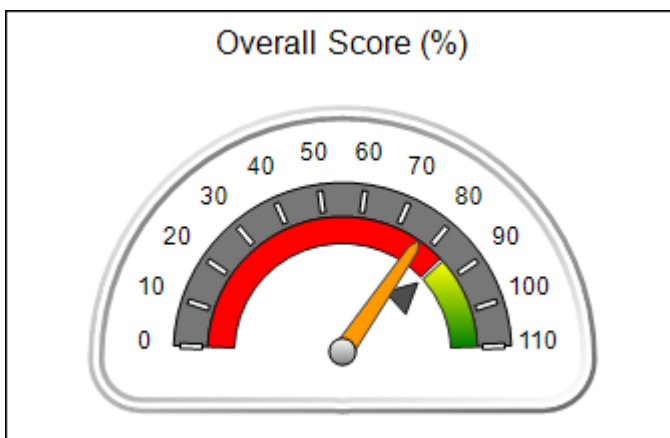
Provider/Program Name: Positive Growth - Jolly Ave. (794) - CCI

1033 Jolly Ave., Clarkston, GA 30021 Phone: 404-292-6420 Vendor ID# 35547	Quarterly Scores (Grades)		Current Quarter Score (Grade)
	Q1: (N/A)	Q2: 76.63 (C)	76.63% (C)
	Q3: N/A	Q4: N/A	

Program Census Information:	# Children in Care During Quarter: 6	# Placements During Quarter: 6	# Children in Care On Last Day: 5
-----------------------------	--------------------------------------	--------------------------------	-----------------------------------

Quarterly Provider Comparisons to All CCIs

▼ — indicates average for all CCIs





DHS, DFCS, Office of Provider Management
Performance-Based Placement Measures
RBWO Provider GA+SCORECARD - CCI



Report Quarter: Q2 FY2017

Provider/Program Name: Positive Growth - Jolly Ave. (794) - CCI				
1033 Jolly Ave., Clarkston, GA 30021 Phone: 404-292-6420 Vendor ID# 35547		Quarterly Scores (Grades)		Current Quarter Score (Grade)
		Q1: (N/A)	Q2: 76.63 (C)	76.63% (C)
		Q3: N/A	Q4: N/A	
Program Census Information:		# Children in Care During Quarter: 6	# Placements During Quarter: 6	# Children in Care On Last Day: 5
	Avg Performance All CCIs (%)	Provider Performance (%)*	Possible Points (Weight)	Provider Points Earned
OPM Monitoring Reviews				
Annual Comprehensive Reviews	89%	Not Yet Conducted		
Safety Reviews	95%	Not Yet Conducted		
Monitoring Sub-Total				0.00
CCI Safety Outcomes				
Incidence of Maltreatment	0.00%	No Substantiated Reports	10	10.00
Staff Training	75%	40%	10	4.00
Safety Sub-Total			20	14.00
CCI Permanency Outcomes				
Placement Stability	92%	100%	15	15.00
Permanency Sub-Total			15	15.00
CCI Well-Being Outcomes				
EPSDT Medical Visits	94%	100%	4	4.00
EPSDT Dental Visits	89%	83%	4	3.32
Academic Supports	77%	100%	3	3.00
Provider ECEM Visits	83%	27%	7	1.89
Provider General Contacts	80%	9%	7	0.63
Placements with Siblings	34%	50%	Not Scored	Not Scored
Placements within Legal County	16%	67%	Not Scored	Not Scored
Well-Being Sub-Total			25	12.84

*Performance calculation descriptions can be found in the FY 2017 RBWO PBP Measurements and Standards Guide.

Monitoring & Outcomes: Possible Points = 60	Points Earned = 41.84
Score Before Incentives Credit	69.73%
Incentives Awarded	6.90 pts
PBP Verification	N/A pts
Total Score	76.63%



DHS, DFCS, Office of Provider Management
Performance-Based Placement Measures
RBWO Provider GA+SCORECARD - CCI



Report Quarter: Q2 FY2017

Provider/Program Name: Positive Growth - Jolly Ave. (794) - CCI

Program Census Information:		# Children in Care During Quarter: 6	# Placements During Quarter: 6	# Children in Care On Last Day: 5
CCI Incentive Credits	Avg Performance All CCIs (Points)	Provider Performance (%)*	Possible Points (Weight)	Provider Points Earned
Early EPSDT Medical Visits		Not Eligible	2	
Early EPSDT Dental Visits		0%	2	0.00
Permanency Contacts		0%	5	0.00
Additional Academic Supports		45%	2	0.90
Active Agency Accreditation		50%	4	2.00
Staff Clinical Licensure		0%	5	0.00
Behavior Management (threshold = 0)		100%	4	4.00
Incentives Total	7.31		24	6.90
Maximum total combined incentive credit allowed is 10 points.			Incentives Awarded	6.90

*Performance calculation descriptions can be found in the FY 2017 RBWO PBP Measurements and Standards Guide.

Child Protective Services Investigations and Dispositions

The following investigations data, which is not used for scoring but is considered significant to a provider's performance, is from Georgia SHINES and is not considered final or complete until the end of the fiscal year.

Total Reports:	0	
Number Screened In:	0	
Number Screened Out:	0	
Number Substantiated:	0	
Number Unsubstantiated:	0	
Number Active CPS Investigations:	0	



DHS, DFCS, Office of Provider Management
Performance-Based Placement Measures
RBWO Provider GA+SCORECARD - CCI



Report Quarter: Q2 FY2017

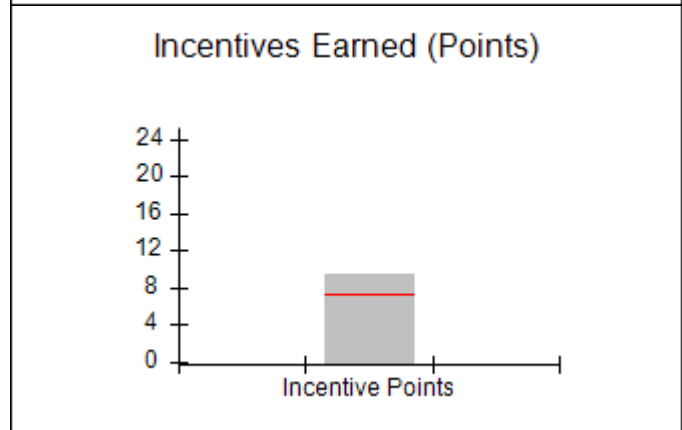
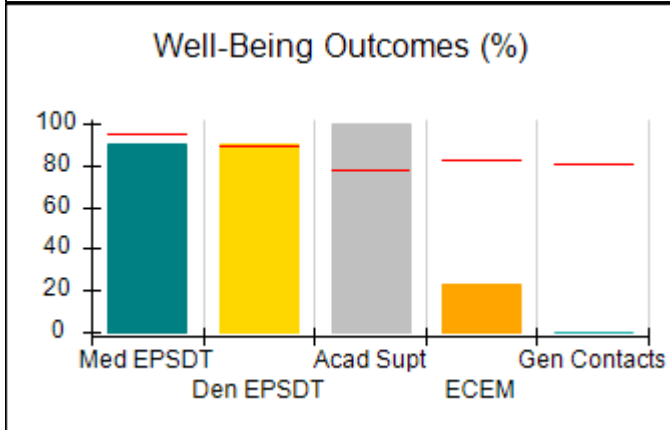
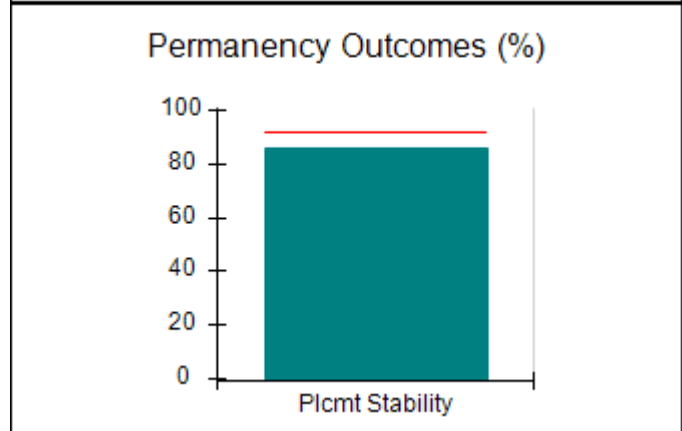
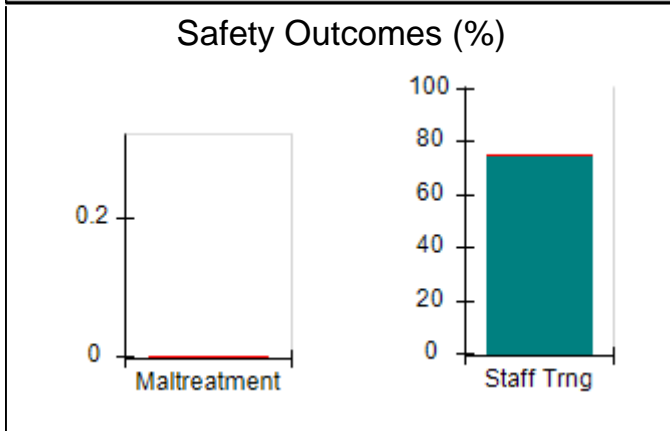
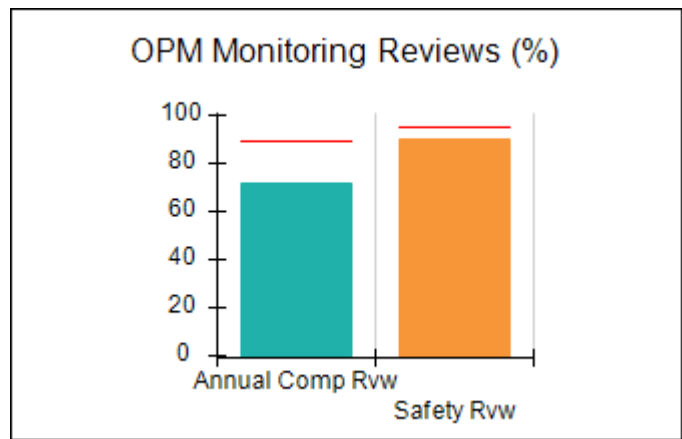
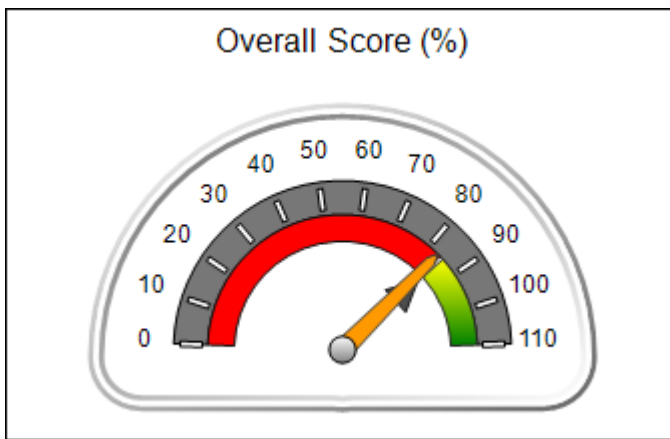
Provider/Program Name: Positive Growth - Ponce De Leon Ave. (795) - CCI

4036 Ponce De Leon Ave., Clarkston, GA 30021 Phone: 404-292-6420 Vendor ID# 35546	Quarterly Scores (Grades)		Current Quarter Score (Grade)
	Q1: 85.74 (B)	Q2: 83.13 (B-)	83.13% (B-)
	Q3: N/A	Q4: N/A	

Program Census Information:	# Children in Care During Quarter: 21	# Placements During Quarter: 21	# Children in Care On Last Day: 6
-----------------------------	---------------------------------------	---------------------------------	-----------------------------------

Quarterly Provider Comparisons to All CCIs

▼ — indicates average for all CCIs





DHS, DFCS, Office of Provider Management
Performance-Based Placement Measures
RBWO Provider GA+SCORECARD - CCI



Report Quarter: Q2 FY2017

Provider/Program Name: Positive Growth - Ponce De Leon Ave. (795) - CCI				
4036 Ponce De Leon Ave., Clarkston, GA 30021 Phone: 404-292-6420 Vendor ID# 35546		Quarterly Scores (Grades)		Current Quarter Score (Grade)
		Q1: 85.74 (B)	Q2: 83.13 (B-)	83.13% (B-)
		Q3: N/A	Q4: N/A	
Program Census Information:		# Children in Care During Quarter: 21	# Placements During Quarter: 21	# Children in Care On Last Day: 6
	Avg Performance All CCIs (%)	Provider Performance (%)*	Possible Points (Weight)	Provider Points Earned
OPM Monitoring Reviews				
Annual Comprehensive Reviews	89%	72%	25	17.98
Safety Reviews	95%	90%	15	13.50
Monitoring Sub-Total			40	31.48
CCI Safety Outcomes				
Incidence of Maltreatment	0.00%	No Substantiated Reports	10	10.00
Staff Training	75%	75%	10	7.50
Safety Sub-Total			20	17.50
CCI Permanency Outcomes				
Placement Stability	92%	86%	15	12.90
Permanency Sub-Total			15	12.90
CCI Well-Being Outcomes				
EPSDT Medical Visits	94%	90%	4	3.60
EPSDT Dental Visits	89%	90%	4	3.60
Academic Supports	77%	100%	3	3.00
Provider ECEM Visits	83%	23%	7	1.61
Provider General Contacts	80%	0%	7	0.00
Placements with Siblings	34%	43%	Not Scored	Not Scored
Placements within Legal County	16%	40%	Not Scored	Not Scored
Well-Being Sub-Total			25	11.81

*Performance calculation descriptions can be found in the FY 2017 RBWO PBP Measurements and Standards Guide.

Monitoring & Outcomes: Possible Points = 100	Points Earned = 73.69
Score Before Incentives Credit	73.69%
Incentives Awarded	9.44 pts
PBP Verification	N/A pts
Total Score	83.13%



DHS, DFCS, Office of Provider Management
Performance-Based Placement Measures
RBWO Provider GA+SCORECARD - CCI



Report Quarter: Q2 FY2017

Provider/Program Name: Positive Growth - Ponce De Leon Ave. (795) - CCI

Program Census Information:		# Children in Care During Quarter: 21	# Placements During Quarter: 21	# Children in Care On Last Day: 6
CCI Incentive Credits	Avg Performance All CCIs (Points)	Provider Performance (%)*	Possible Points (Weight)	Provider Points Earned
Early EPSDT Medical Visits		89%	2	1.78
Early EPSDT Dental Visits		89%	2	1.78
Permanency Contacts		0%	5	0.00
Additional Academic Supports		94%	2	1.88
Active Agency Accreditation		0%	4	0.00
Staff Clinical Licensure		0%	5	0.00
Behavior Management (threshold = 0)		100%	4	4.00
Incentives Total	7.31		24	9.44
Maximum total combined incentive credit allowed is 10 points.			Incentives Awarded	9.44

*Performance calculation descriptions can be found in the FY 2017 RBWO PBP Measurements and Standards Guide.

Child Protective Services Investigations and Dispositions

The following investigations data, which is not used for scoring but is considered significant to a provider's performance, is from Georgia SHINES and is not considered final or complete until the end of the fiscal year.

Total Reports:	2	
Number Screened In:	2	
Number Screened Out:	0	
Number Substantiated:	0	
Number Unsubstantiated:	0	
Number Active CPS Investigations:	2	



DHS, DFCS, Office of Provider Management
Performance-Based Placement Measures
RBWO Provider GA+SCORECARD - CCI



Report Quarter: Q2 FY2017

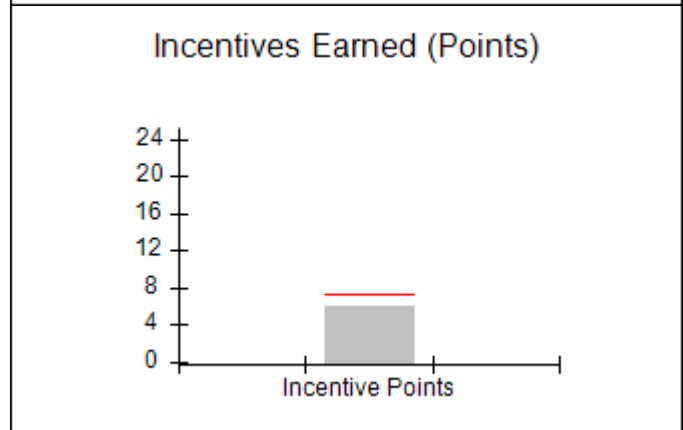
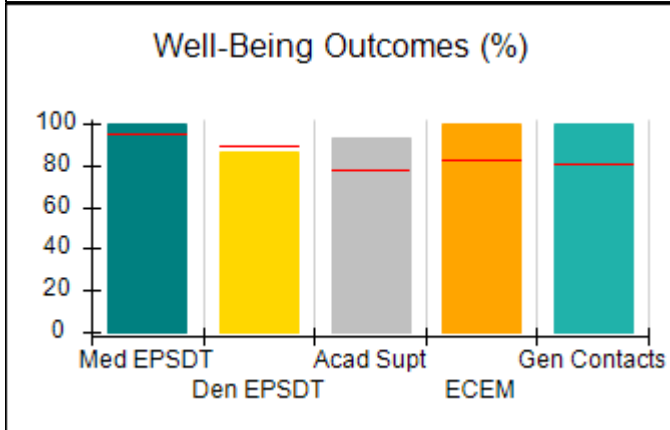
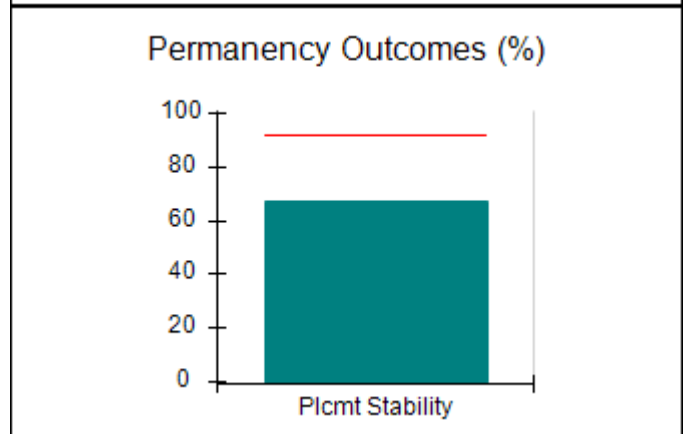
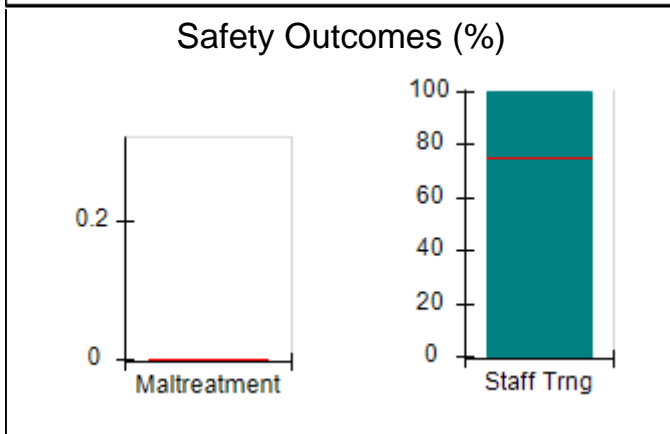
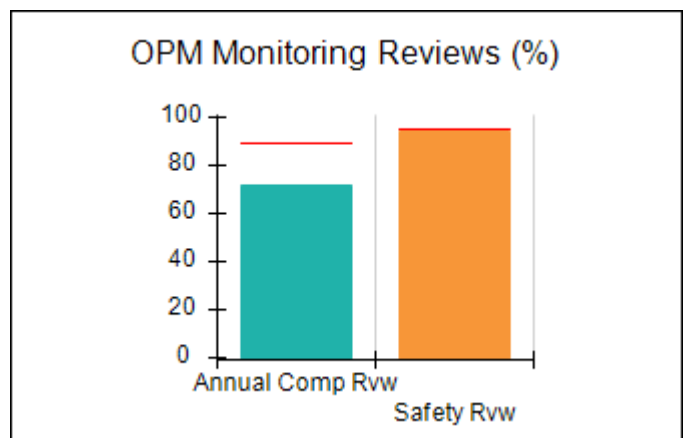
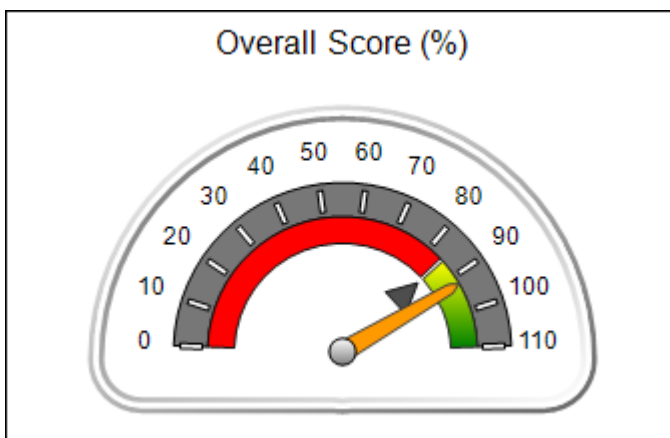
Provider/Program Name: Rainbow Children's Home - (809) - CCI

247 E. Main St., Dahlonega, GA 30533 Phone: 706-864-5110 Vendor ID# 35566	Quarterly Scores (Grades)		Current Quarter Score (Grade)
	Q1: 94.83 (A)	Q2: 92.38 (A-)	92.38% (A-)
	Q3: N/A	Q4: N/A	

Program Census Information:	# Children in Care During Quarter: 12	# Placements During Quarter: 12	# Children in Care On Last Day: 5
-----------------------------	---------------------------------------	---------------------------------	-----------------------------------

Quarterly Provider Comparisons to All CCIs

▼ — indicates average for all CCIs





DHS, DFCS, Office of Provider Management
Performance-Based Placement Measures
RBWO Provider GA+SCORECARD - CCI



Report Quarter: Q2 FY2017

Provider/Program Name: Rainbow Children's Home - (809) - CCI				
247 E. Main St., Dahlonega, GA 30533 Phone: 706-864-5110 Vendor ID# 35566		Quarterly Scores (Grades)		Current Quarter Score (Grade)
		Q1: 94.83 (A)	Q2: 92.38 (A-)	92.38% (A-)
		Q3: N/A	Q4: N/A	
Program Census Information:		# Children in Care During Quarter: 12	# Placements During Quarter: 12	# Children in Care On Last Day: 5
	Avg Performance All CCIs (%)	Provider Performance (%)*	Possible Points (Weight)	Provider Points Earned
OPM Monitoring Reviews				
Annual Comprehensive Reviews	89%	72%	25	17.94
Safety Reviews	95%	94%	15	14.16
Monitoring Sub-Total			40	32.10
CCI Safety Outcomes				
Incidence of Maltreatment	0.00%	No Substantiated Reports	10	10.00
Staff Training	75%	100%	10	10.00
Safety Sub-Total			20	20.00
CCI Permanency Outcomes				
Placement Stability	92%	67%	15	10.05
Permanency Sub-Total			15	10.05
CCI Well-Being Outcomes				
EPSDT Medical Visits	94%	100%	4	4.00
EPSDT Dental Visits	89%	86%	4	3.44
Academic Supports	77%	93%	3	2.79
Provider ECEM Visits	83%	100%	7	7.00
Provider General Contacts	80%	100%	7	7.00
Placements with Siblings	34%	Not Eligible	Not Scored	Not Scored
Placements within Legal County	16%	0%	Not Scored	Not Scored
Well-Being Sub-Total			25	24.23

*Performance calculation descriptions can be found in the FY 2017 RBWO PBP Measurements and Standards Guide.

Monitoring & Outcomes: Possible Points = 100	Points Earned = 86.38
Score Before Incentives Credit	86.38%
Incentives Awarded	6.00 pts
PBP Verification	N/A pts
Total Score	92.38%



DHS, DFCS, Office of Provider Management
Performance-Based Placement Measures
RBWO Provider GA+SCORECARD - CCI



Report Quarter: Q2 FY2017

Provider/Program Name: Rainbow Children's Home - (809) - CCI

Program Census Information:		# Children in Care During Quarter: 12	# Placements During Quarter: 12	# Children in Care On Last Day: 5
CCI Incentive Credits	Avg Performance All CCIs (Points)	Provider Performance (%)*	Possible Points (Weight)	Provider Points Earned
Early EPSDT Medical Visits		100%	2	2.00
Early EPSDT Dental Visits		0%	2	0.00
Permanency Contacts		None Planned	5	
Additional Academic Supports		0%	2	0.00
Active Agency Accreditation		0%	4	0.00
Staff Clinical Licensure		0%	5	0.00
Behavior Management (threshold = 0)		100%	4	4.00
Incentives Total	7.31		24	6.00
Maximum total combined incentive credit allowed is 10 points.			Incentives Awarded	6.00

*Performance calculation descriptions can be found in the FY 2017 RBWO PBP Measurements and Standards Guide.

Child Protective Services Investigations and Dispositions

The following investigations data, which is not used for scoring but is considered significant to a provider's performance, is from Georgia SHINES and is not considered final or complete until the end of the fiscal year.

Total Reports:	0	
Number Screened In:	0	
Number Screened Out:	0	
Number Substantiated:	0	
Number Unsubstantiated:	0	
Number Active CPS Investigations:	0	



Performance-Based Placement Measures RBWO Provider GA+SCORECARD - CCI

Report Quarter: Q2 FY2017

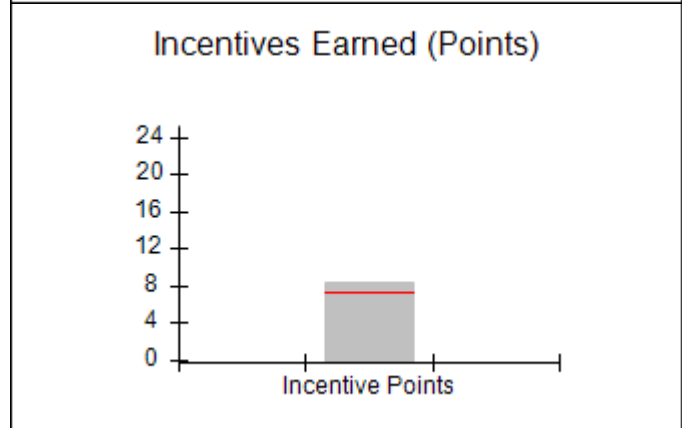
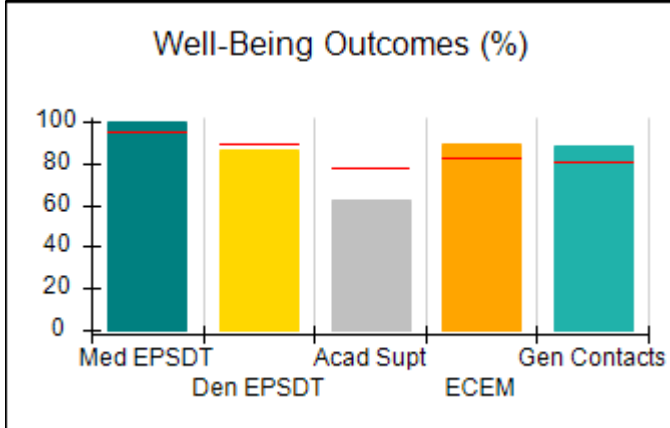
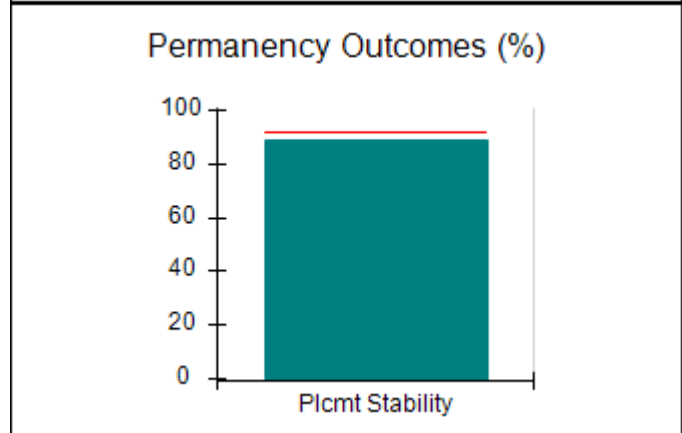
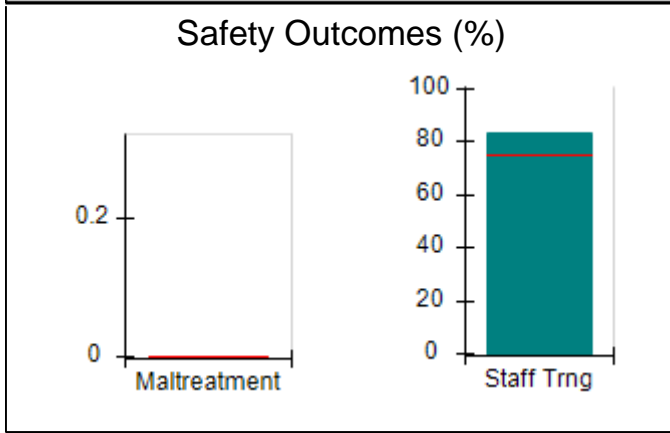
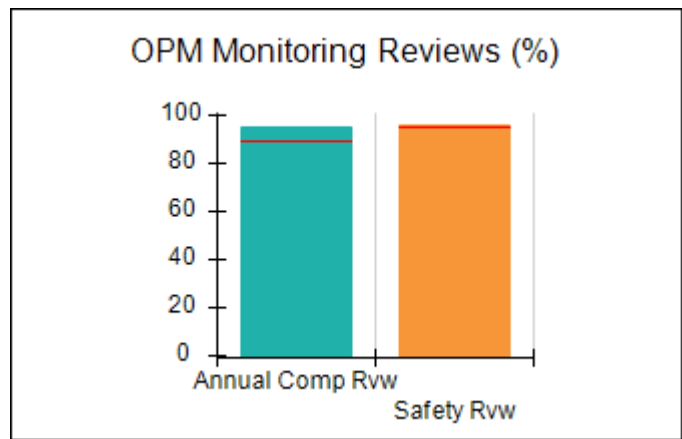
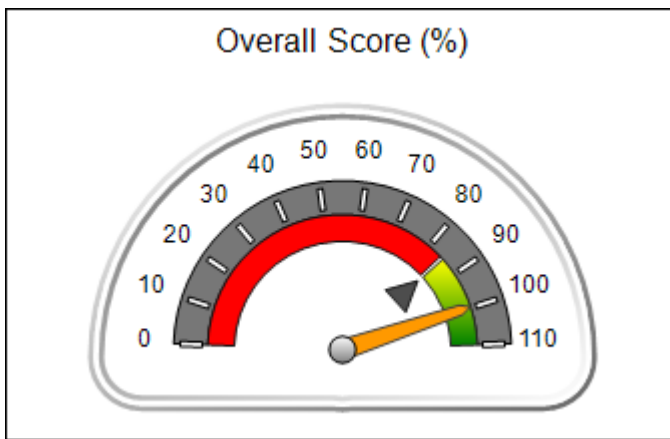
Provider/Program Name: Rainbow House Emergency Shelter for Children - (810) - CCI

879 Battle Creek Rd., Jonesboro, GA 30236 Phone: 770-478-6905 Vendor ID# 35567	Quarterly Scores (Grades)		Current Quarter Score (Grade)
	Q1: 103.89 (A+)	Q2: 99.73 (A+)	99.73% (A+)
	Q3: N/A	Q4: N/A	

Program Census Information:	# Children in Care During Quarter: 27	# Placements During Quarter: 27	# Children in Care On Last Day: 20
-----------------------------	---------------------------------------	---------------------------------	------------------------------------

Quarterly Provider Comparisons to All CCIs

▼ — indicates average for all CCIs





DHS, DFCS, Office of Provider Management
Performance-Based Placement Measures
RBWO Provider GA+SCORECARD - CCI



Report Quarter: Q2 FY2017

Provider/Program Name: Rainbow House Emergency Shelter for Children - (810) - CCI				
879 Battle Creek Rd., Jonesboro, GA 30236 Phone: 770-478-6905 Vendor ID# 35567		Quarterly Scores (Grades)		Current Quarter Score (Grade)
		Q1: 103.89 (A+)	Q2: 99.73 (A+)	99.73% (A+)
		Q3: N/A	Q4: N/A	
Program Census Information:		# Children in Care During Quarter: 27	# Placements During Quarter: 27	# Children in Care On Last Day: 20
	Avg Performance All CCIs (%)	Provider Performance (%)*	Possible Points (Weight)	Provider Points Earned
OPM Monitoring Reviews				
Annual Comprehensive Reviews	89%	95%	25	23.75
Safety Reviews	95%	96%	15	14.36
Monitoring Sub-Total			40	38.11
CCI Safety Outcomes				
Incidence of Maltreatment	0.00%	No Substantiated Reports	10	10.00
Staff Training	75%	83%	10	8.30
Safety Sub-Total			20	18.30
CCI Permanency Outcomes				
Placement Stability	92%	89%	15	13.35
Permanency Sub-Total			15	13.35
CCI Well-Being Outcomes				
EPSDT Medical Visits	94%	100%	4	4.00
EPSDT Dental Visits	89%	86%	4	3.44
Academic Supports	77%	62%	3	1.86
Provider ECEM Visits	83%	89%	7	6.23
Provider General Contacts	80%	88%	7	6.16
Placements with Siblings	34%	Not Eligible	Not Scored	Not Scored
Placements within Legal County	16%	71%	Not Scored	Not Scored
Well-Being Sub-Total			25	21.69
*Performance calculation descriptions can be found in the FY 2017 RBWO PBP Measurements and Standards Guide.				

Monitoring & Outcomes: Possible Points = 100	Points Earned = 91.45
Score Before Incentives Credit	91.45%
Incentives Awarded	8.28 pts
PBP Verification	N/A pts
Total Score	99.73%



DHS, DFCS, Office of Provider Management
Performance-Based Placement Measures
RBWO Provider GA+SCORECARD - CCI



Report Quarter: Q2 FY2017

Provider/Program Name: Rainbow House Emergency Shelter for Children - (810) - CCI

Program Census Information:		# Children in Care During Quarter: 27	# Placements During Quarter: 27	# Children in Care On Last Day: 20
CCI Incentive Credits	Avg Performance All CCIs (Points)	Provider Performance (%)*	Possible Points (Weight)	Provider Points Earned
Early EPSDT Medical Visits		100%	2	2.00
Early EPSDT Dental Visits		63%	2	1.26
Permanency Contacts		6%	5	0.30
Additional Academic Supports		11%	2	0.22
Active Agency Accreditation		0%	4	0.00
Staff Clinical Licensure		10%	5	0.50
Behavior Management (threshold = 0)		100%	4	4.00
Incentives Total	7.31		24	8.28
Maximum total combined incentive credit allowed is 10 points.			Incentives Awarded	8.28

*Performance calculation descriptions can be found in the FY 2017 RBWO PBP Measurements and Standards Guide.

Child Protective Services Investigations and Dispositions

The following investigations data, which is not used for scoring but is considered significant to a provider's performance, is from Georgia SHINES and is not considered final or complete until the end of the fiscal year.

Total Reports:	0	
Number Screened In:	0	
Number Screened Out:	0	
Number Substantiated:	0	
Number Unsubstantiated:	0	
Number Active CPS Investigations:	0	



DHS, DFCS, Office of Provider Management
Performance-Based Placement Measures
RBWO Provider GA+SCORECARD - CCI



Report Quarter: Q2 FY2017

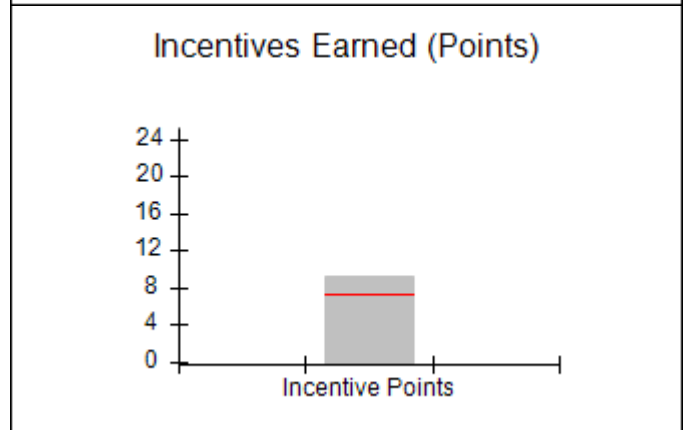
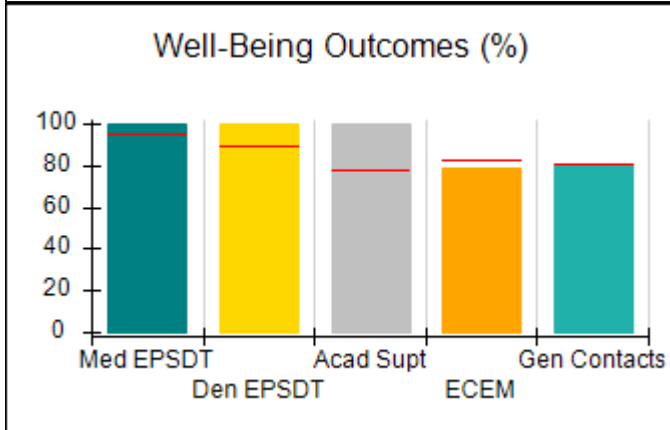
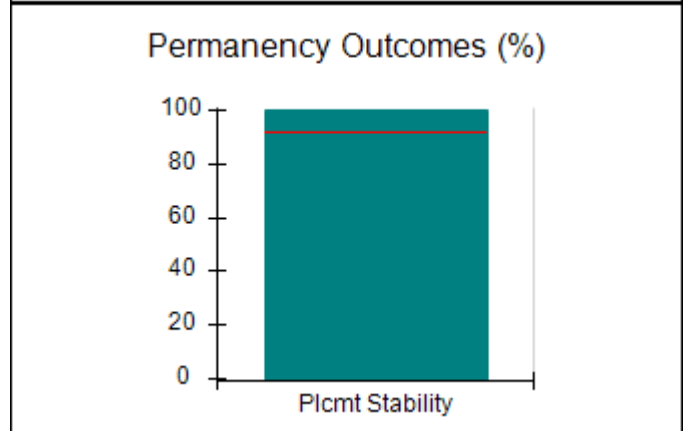
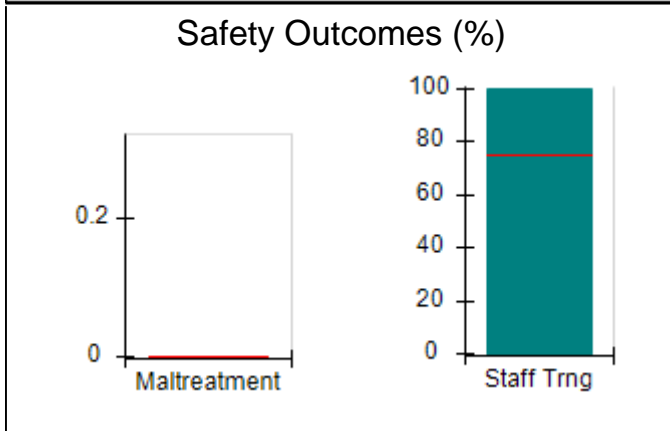
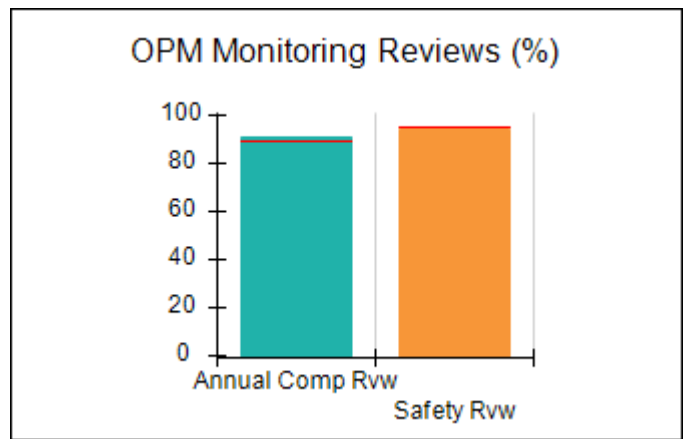
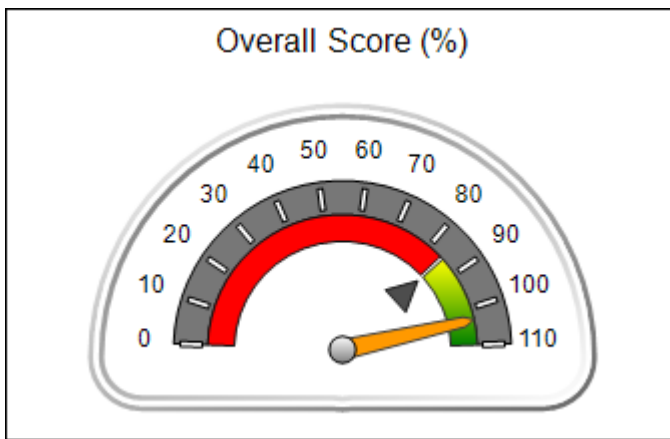
Provider/Program Name: Raintree Village - Lowndes County (811) - CCI

3757 Johnston Rd., Valdosta, GA 31601 Phone: 229-559-5944 Vendor ID# 35568	Quarterly Scores (Grades)		Current Quarter Score (Grade)
	Q1: 101.23 (A+)	Q2: 103.25 (A+)	103.25% (A+)
	Q3: N/A	Q4: N/A	

Program Census Information:	# Children in Care During Quarter: 10	# Placements During Quarter: 10	# Children in Care On Last Day: 9
-----------------------------	---------------------------------------	---------------------------------	-----------------------------------

Quarterly Provider Comparisons to All CCIs

▼ — indicates average for all CCIs





DHS, DFCS, Office of Provider Management
Performance-Based Placement Measures
RBWO Provider GA+SCORECARD - CCI



Report Quarter: Q2 FY2017

Provider/Program Name: Raintree Village - Lowndes County (811) - CCI				
3757 Johnston Rd., Valdosta, GA 31601 Phone: 229-559-5944 Vendor ID# 35568		Quarterly Scores (Grades)		Current Quarter Score (Grade)
		Q1: 101.23 (A+)	Q2: 103.25 (A+)	103.25% (A+)
		Q3: N/A	Q4: N/A	
Program Census Information:		# Children in Care During Quarter: 10	# Placements During Quarter: 10	# Children in Care On Last Day: 9
	Avg Performance All CCIs (%)	Provider Performance (%)*	Possible Points (Weight)	Provider Points Earned
OPM Monitoring Reviews				
Annual Comprehensive Reviews	89%	91%	25	22.83
Safety Reviews	95%	94%	15	14.10
Monitoring Sub-Total			40	36.93
CCI Safety Outcomes				
Incidence of Maltreatment	0.00%	No Substantiated Reports	10	10.00
Staff Training	75%	100%	10	10.00
Safety Sub-Total			20	20.00
CCI Permanency Outcomes				
Placement Stability	92%	100%	15	15.00
Permanency Sub-Total			15	15.00
CCI Well-Being Outcomes				
EPSDT Medical Visits	94%	100%	4	4.00
EPSDT Dental Visits	89%	100%	4	4.00
Academic Supports	77%	100%	3	3.00
Provider ECEM Visits	83%	79%	7	5.53
Provider General Contacts	80%	81%	7	5.67
Placements with Siblings	34%	14%	Not Scored	Not Scored
Placements within Legal County	16%	Not Eligible	Not Scored	Not Scored
Well-Being Sub-Total			25	22.20

*Performance calculation descriptions can be found in the FY 2017 RBWO PBP Measurements and Standards Guide.

Monitoring & Outcomes: Possible Points = 100	Points Earned = 94.13
Score Before Incentives Credit	94.13%
Incentives Awarded	9.12 pts
PBP Verification	N/A pts
Total Score	103.25%



DHS, DFCS, Office of Provider Management
Performance-Based Placement Measures
RBWO Provider GA+SCORECARD - CCI



Report Quarter: Q2 FY2017

Provider/Program Name: Raintree Village - Lowndes County (811) - CCI

Program Census Information:		# Children in Care During Quarter: 10	# Placements During Quarter: 10	# Children in Care On Last Day: 9
CCI Incentive Credits	Avg Performance All CCIs (Points)	Provider Performance (%)*	Possible Points (Weight)	Provider Points Earned
Early EPSDT Medical Visits		100%	2	2.00
Early EPSDT Dental Visits		100%	2	2.00
Permanency Contacts		None Planned	5	
Additional Academic Supports		56%	2	1.12
Active Agency Accreditation		0%	4	0.00
Staff Clinical Licensure		0%	5	0.00
Behavior Management (threshold = 0)		100%	4	4.00
Incentives Total	7.31		24	9.12
Maximum total combined incentive credit allowed is 10 points.			Incentives Awarded	9.12

*Performance calculation descriptions can be found in the FY 2017 RBWO PBP Measurements and Standards Guide.

Child Protective Services Investigations and Dispositions

The following investigations data, which is not used for scoring but is considered significant to a provider's performance, is from Georgia SHINES and is not considered final or complete until the end of the fiscal year.

Total Reports:	0	
Number Screened In:	0	
Number Screened Out:	0	
Number Substantiated:	0	
Number Unsubstantiated:	0	
Number Active CPS Investigations:	0	



DHS, DFCS, Office of Provider Management
Performance-Based Placement Measures
RBWO Provider GA+SCORECARD - CCI



Report Quarter: Q2 FY2017

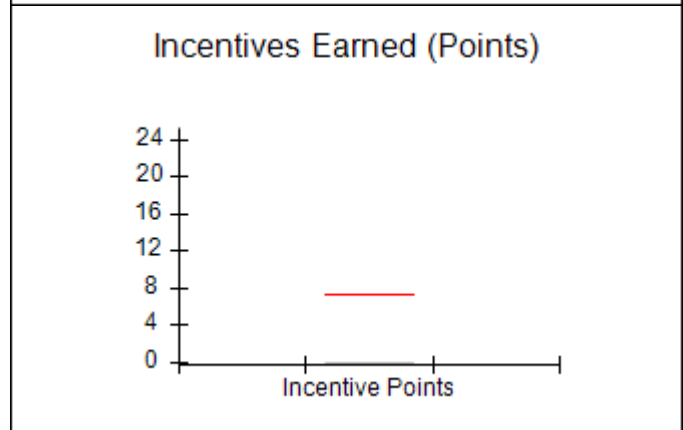
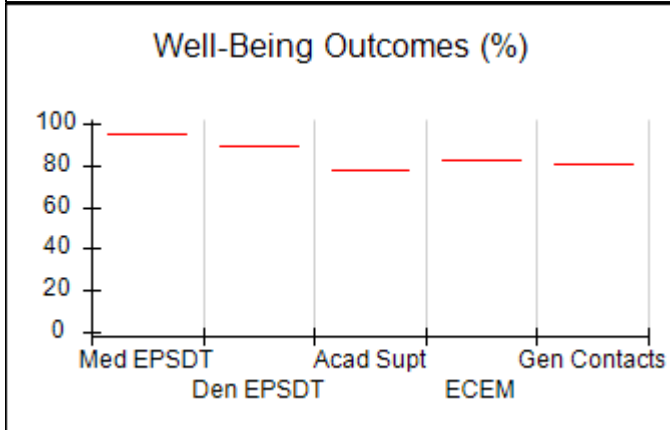
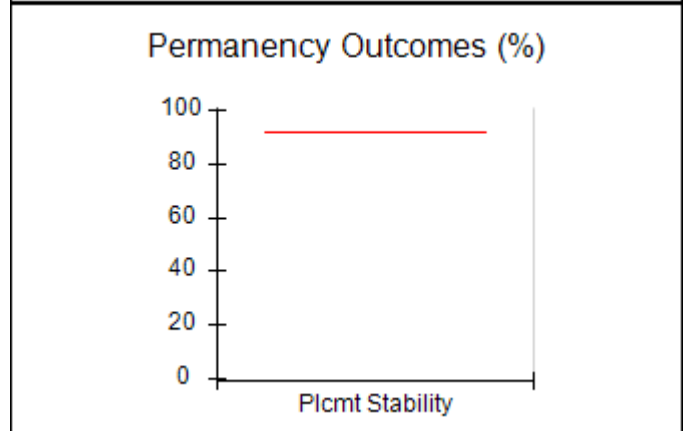
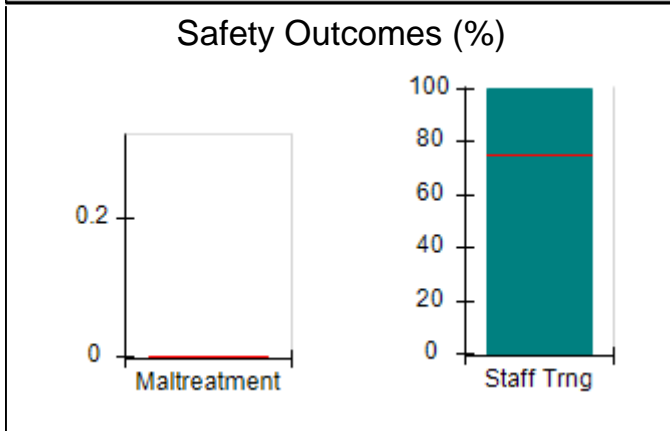
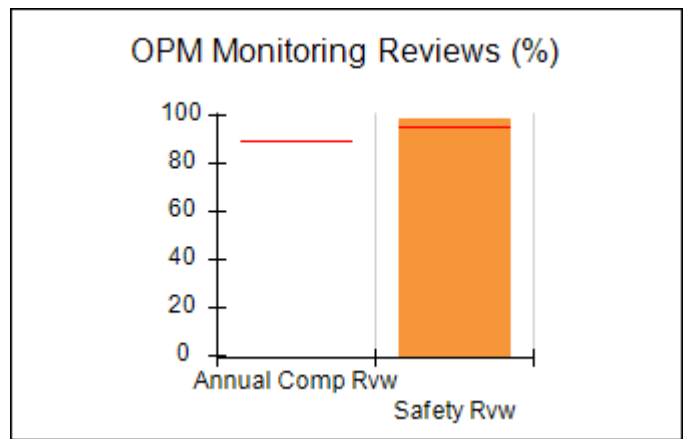
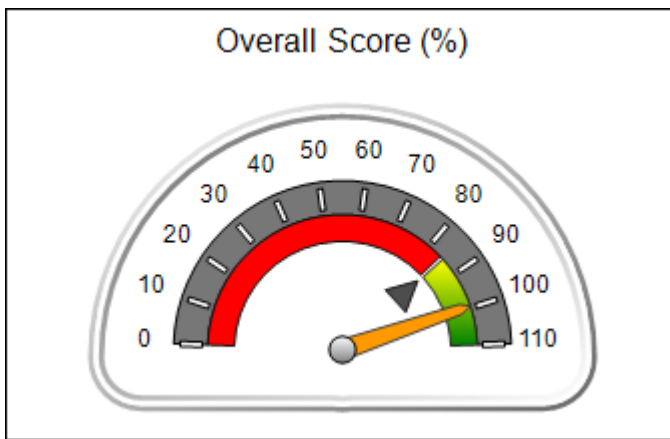
Provider/Program Name: Raintree Village - Second Chance (4587) - CCI

3757 Johnston Rd., Valdosta, GA 31601 Phone: 229-559-5944 Vendor ID# 83182	Quarterly Scores (Grades)		Current Quarter Score (Grade)
	Q1: 94.36 (A)	Q2: 99.49 (A+)	99.49% (A+)
	Q3: N/A	Q4: N/A	

Program Census Information:	# Children in Care During Quarter: 0	# Placements During Quarter: 0	# Children in Care On Last Day: 0
-----------------------------	--------------------------------------	--------------------------------	-----------------------------------

Quarterly Provider Comparisons to All CCIs

▼ — indicates average for all CCIs





DHS, DFCS, Office of Provider Management
Performance-Based Placement Measures
RBWO Provider GA+SCORECARD - CCI



Report Quarter: Q2 FY2017

Provider/Program Name: Raintree Village - Second Chance (4587) - CCI

3757 Johnston Rd., Valdosta, GA 31601 Phone: 229-559-5944 Vendor ID# 83182	Quarterly Scores (Grades)		Current Quarter Score (Grade)
	Q1: 94.36 (A)	Q2: 99.49 (A+)	99.49% (A+)
	Q3: N/A	Q4: N/A	

Program Census Information:	# Children in Care During Quarter: 0	# Placements During Quarter: 0	# Children in Care On Last Day: 0
-----------------------------	--------------------------------------	--------------------------------	-----------------------------------

	Avg Performance All CCIs (%)	Provider Performance (%)*	Possible Points (Weight)	Provider Points Earned
--	------------------------------	---------------------------	--------------------------	------------------------

OPM Monitoring Reviews

Annual Comprehensive Reviews	89%	Not Yet Conducted		
Safety Reviews	95%	99%	15	14.82
Monitoring Sub-Total			15	14.82

CCI Safety Outcomes

Incidence of Maltreatment	0.00%	Not Eligible		
Staff Training	75%	100%	20	20.00
Safety Sub-Total			20	20.00

CCI Permanency Outcomes

Placement Stability	92%	Not Eligible		
Permanency Sub-Total			N/A	

CCI Well-Being Outcomes

EPSDT Medical Visits	94%	Not Eligible		
EPSDT Dental Visits	89%	Not Eligible		
Academic Supports	77%	Not Eligible		
Provider ECEM Visits	83%	Not Eligible		
Provider General Contacts	80%	Not Eligible		
Placements with Siblings	34%	Not Eligible	Not Scored	Not Scored
Placements within Legal County	16%	Not Eligible	Not Scored	Not Scored
Well-Being Sub-Total			N/A	

*Performance calculation descriptions can be found in the FY 2017 RBWO PBP Measurements and Standards Guide.

Monitoring & Outcomes: Possible Points = 35	Points Earned = 34.82
Score Before Incentives Credit	99.49%
Incentives Awarded	0.00 pts
PBP Verification	N/A pts
Total Score	99.49%

Provider/Program Name: Raintree Village - Second Chance (4587) - CCI



DHS, DFCS, Office of Provider Management
Performance-Based Placement Measures
RBWO Provider GA+SCORECARD - CCI



Report Quarter: Q2 FY2017

Program Census Information:		# Children in Care During Quarter: 0	# Placements During Quarter: 0	# Children in Care On Last Day: 0
CCI Incentive Credits	Avg Performance All CCIs (Points)	Provider Performance (%)*	Possible Points (Weight)	Provider Points Earned
Early EPSDT Medical Visits		Not Eligible	2	
Early EPSDT Dental Visits		Not Eligible	2	
Permanency Contacts		None Planned	5	
Additional Academic Supports		Not Eligible	2	
Active Agency Accreditation		0%	4	0.00
Staff Clinical Licensure		0%	5	0.00
Behavior Management (threshold = 0)		0%	4	
Incentives Total	7.31		24	0.00
Maximum total combined incentive credit allowed is 10 points.			Incentives Awarded	0.00

*Performance calculation descriptions can be found in the FY 2017 RBWO PBP Measurements and Standards Guide.

Child Protective Services Investigations and Dispositions	
The following investigations data, which is not used for scoring but is considered significant to a provider's performance, is from Georgia SHINES and is not considered final or complete until the end of the fiscal year.	
Total Reports:	0
Number Screened In:	0
Number Screened Out:	0
Number Substantiated:	0
Number Unsubstantiated:	0
Number Active CPS Investigations:	0



DHS, DFCS, Office of Provider Management
Performance-Based Placement Measures
RBWO Provider GA+SCORECARD - CCI



Report Quarter: Q2 FY2017

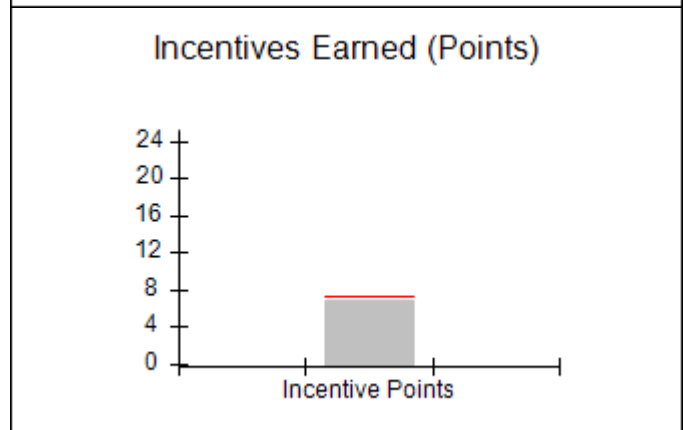
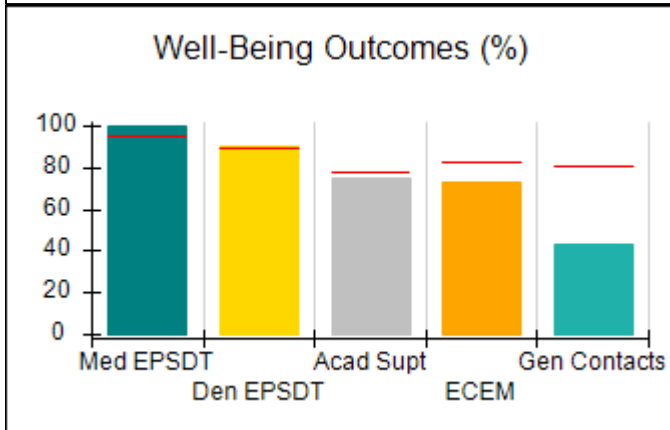
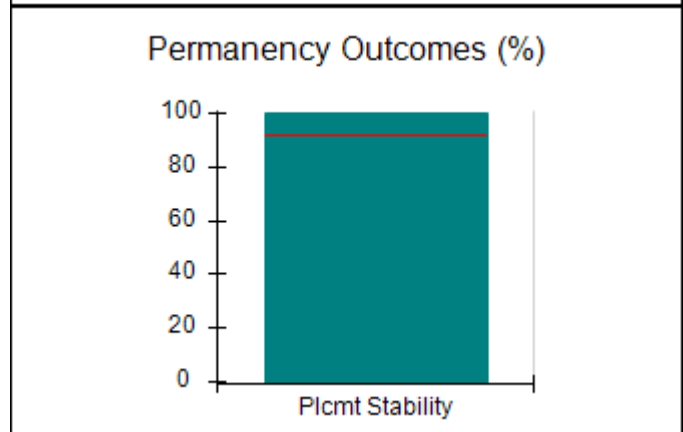
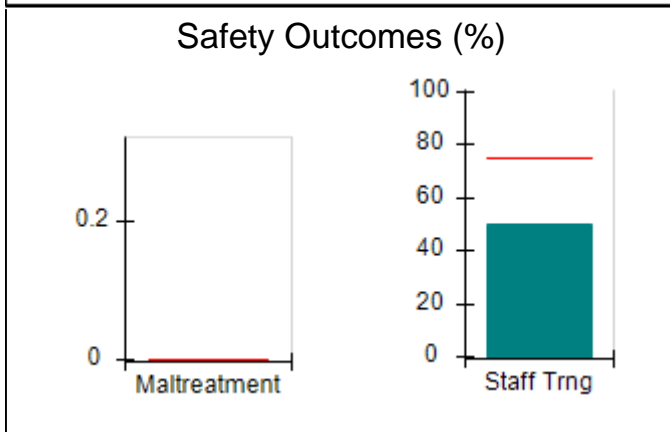
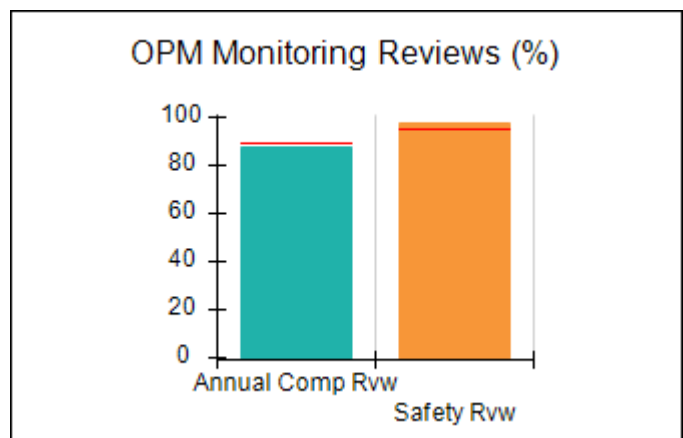
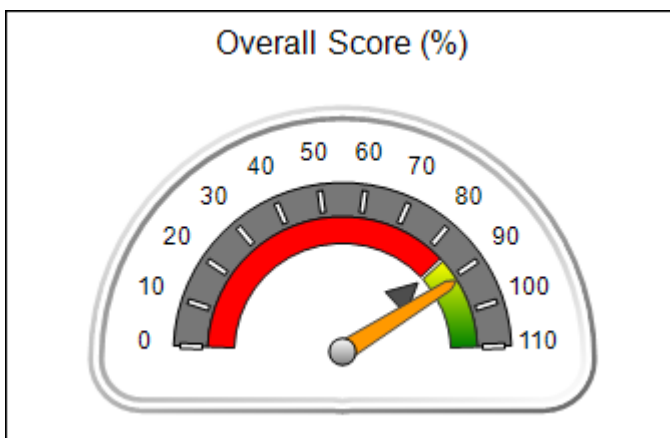
Provider/Program Name: Refuge House, The - (945) - CCI

702 Cloud Street, Donalsonville, GA 39845 Phone: 229 524-6654 Vendor ID# 35571	Quarterly Scores (Grades)		Current Quarter Score (Grade)
	Q1: 94.99 (A)	Q2: 91.29 (A-)	91.29% (A-)
	Q3: N/A	Q4: N/A	

Program Census Information:	# Children in Care During Quarter: 12	# Placements During Quarter: 12	# Children in Care On Last Day: 9
-----------------------------	---------------------------------------	---------------------------------	-----------------------------------

Quarterly Provider Comparisons to All CCIs

▼ — indicates average for all CCIs





DHS, DFCS, Office of Provider Management
Performance-Based Placement Measures
RBWO Provider GA+SCORECARD - CCI



Report Quarter: Q2 FY2017

Provider/Program Name: Refuge House, The - (945) - CCI				
702 Cloud Street, Donalsonville, GA 39845 Phone: 229 524-6654 Vendor ID# 35571		Quarterly Scores (Grades)		Current Quarter Score (Grade)
		Q1: 94.99 (A)	Q2: 91.29 (A-)	91.29% (A-)
		Q3: N/A	Q4: N/A	
Program Census Information:		# Children in Care During Quarter: 12	# Placements During Quarter: 12	# Children in Care On Last Day: 9
	Avg Performance All CCIs (%)	Provider Performance (%)*	Possible Points (Weight)	Provider Points Earned
OPM Monitoring Reviews				
Annual Comprehensive Reviews	89%	87%	25	21.83
Safety Reviews	95%	98%	15	14.71
Monitoring Sub-Total			40	36.54
CCI Safety Outcomes				
Incidence of Maltreatment	0.00%	No Substantiated Reports	10	10.00
Staff Training	75%	50%	10	5.00
Safety Sub-Total			20	15.00
CCI Permanency Outcomes				
Placement Stability	92%	100%	15	15.00
Permanency Sub-Total			15	15.00
CCI Well-Being Outcomes				
EPSDT Medical Visits	94%	100%	4	4.00
EPSDT Dental Visits	89%	90%	4	3.60
Academic Supports	77%	75%	3	2.25
Provider ECEM Visits	83%	73%	7	5.11
Provider General Contacts	80%	43%	7	3.01
Placements with Siblings	34%	0%	Not Scored	Not Scored
Placements within Legal County	16%	0%	Not Scored	Not Scored
Well-Being Sub-Total			25	17.97
*Performance calculation descriptions can be found in the FY 2017 RBWO PBP Measurements and Standards Guide.				

Monitoring & Outcomes: Possible Points = 100	Points Earned = 84.51
Score Before Incentives Credit	84.51%
Incentives Awarded	6.78 pts
PBP Verification	N/A pts
Total Score	91.29%



DHS, DFCS, Office of Provider Management
Performance-Based Placement Measures
RBWO Provider GA+SCORECARD - CCI



Report Quarter: Q2 FY2017

Provider/Program Name: Refuge House, The - (945) - CCI

Program Census Information:		# Children in Care During Quarter: 12	# Placements During Quarter: 12	# Children in Care On Last Day: 9
CCI Incentive Credits	Avg Performance All CCIs (Points)	Provider Performance (%)*	Possible Points (Weight)	Provider Points Earned
Early EPSDT Medical Visits		100%	2	2.00
Early EPSDT Dental Visits		0%	2	0.00
Permanency Contacts		0%	5	0.00
Additional Academic Supports		39%	2	0.78
Active Agency Accreditation		0%	4	0.00
Staff Clinical Licensure		0%	5	0.00
Behavior Management (threshold = 0)		100%	4	4.00
Incentives Total	7.31		24	6.78
Maximum total combined incentive credit allowed is 10 points.			Incentives Awarded	6.78

*Performance calculation descriptions can be found in the FY 2017 RBWO PBP Measurements and Standards Guide.

Child Protective Services Investigations and Dispositions

The following investigations data, which is not used for scoring but is considered significant to a provider's performance, is from Georgia SHINES and is not considered final or complete until the end of the fiscal year.

Total Reports:	0	
Number Screened In:	0	
Number Screened Out:	0	
Number Substantiated:	0	
Number Unsubstantiated:	0	
Number Active CPS Investigations:	0	



DHS, DFCS, Office of Provider Management
Performance-Based Placement Measures
RBWO Provider GA+SCORECARD - CCI



Report Quarter: Q2 FY2017

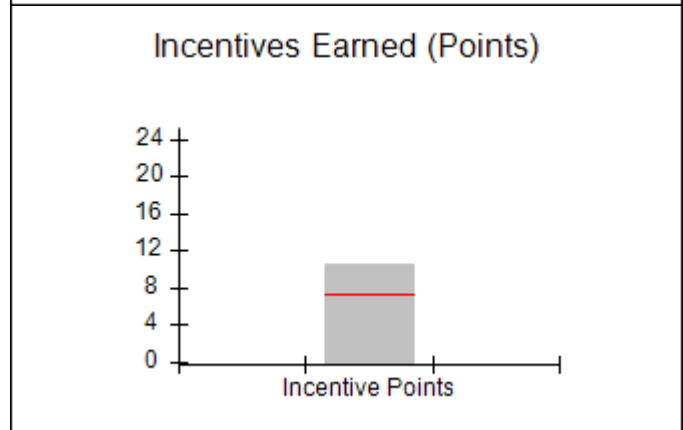
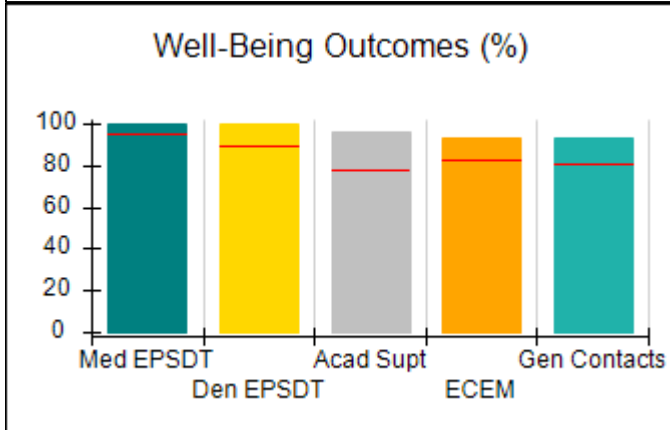
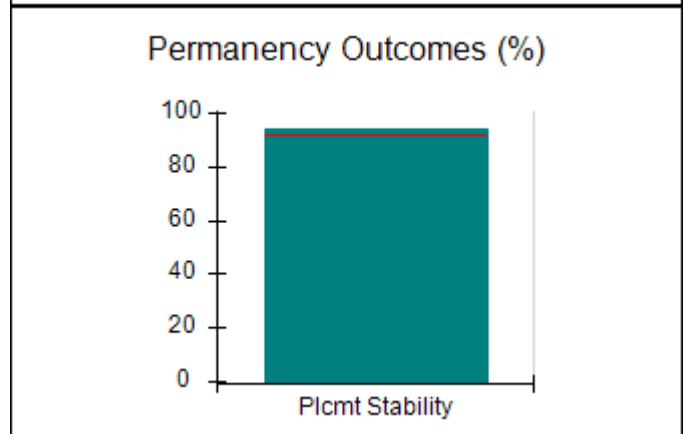
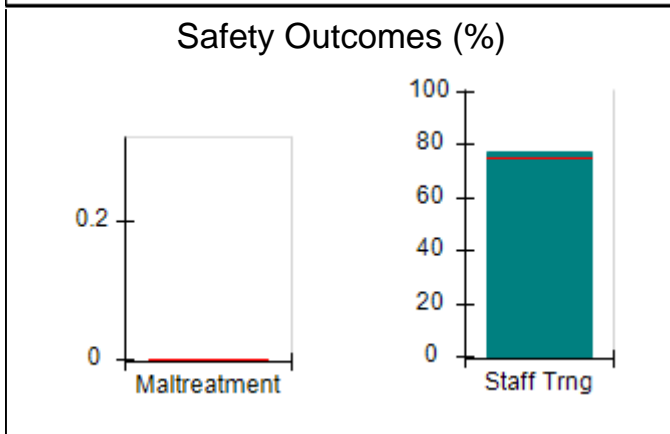
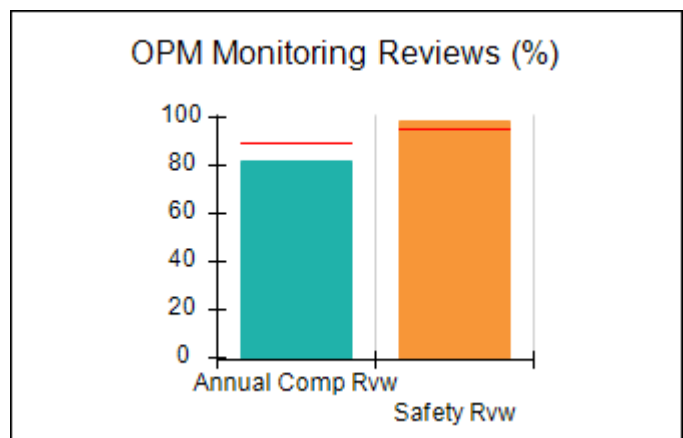
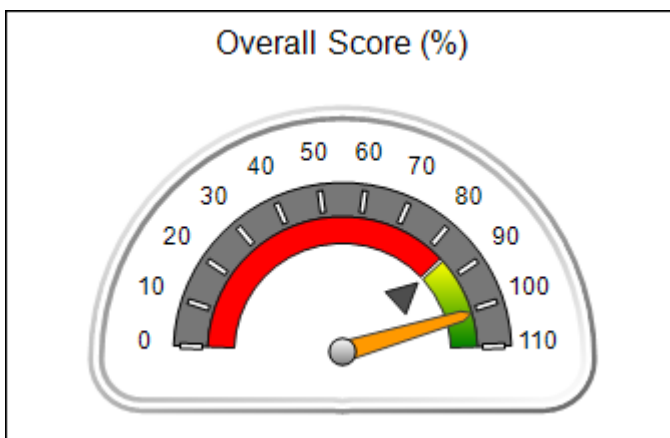
Provider/Program Name: Safe Harbor Children's Center, Inc. - (820) - CCI

2215 Gloucester St., Brunswick, GA 31520-6912 Phone: 912-267-6000 Vendor ID# 35573	Quarterly Scores (Grades)		Current Quarter Score (Grade)
	Q1: 96.32 (A)	Q2: 100.94 (A+)	100.94% (A+)
	Q3: N/A	Q4: N/A	

Program Census Information:	# Children in Care During Quarter: 18	# Placements During Quarter: 18	# Children in Care On Last Day: 12
-----------------------------	---------------------------------------	---------------------------------	------------------------------------

Quarterly Provider Comparisons to All CCIs

▼ — indicates average for all CCIs





DHS, DFCS, Office of Provider Management
Performance-Based Placement Measures
RBWO Provider GA+SCORECARD - CCI



Report Quarter: Q2 FY2017

Provider/Program Name: Safe Harbor Children's Center, Inc. - (820) - CCI				
2215 Gloucester St., Brunswick, GA 31520-6912 Phone: 912-267-6000 Vendor ID# 35573		Quarterly Scores (Grades)		Current Quarter Score (Grade)
		Q1: 96.32 (A)	Q2: 100.94 (A+)	100.94% (A+)
		Q3: N/A	Q4: N/A	
Program Census Information:		# Children in Care During Quarter: 18	# Placements During Quarter: 18	# Children in Care On Last Day: 12
	Avg Performance All CCIs (%)	Provider Performance (%)*	Possible Points (Weight)	Provider Points Earned
OPM Monitoring Reviews				
Annual Comprehensive Reviews	89%	82%	25	20.51
Safety Reviews	95%	98%	15	14.74
Monitoring Sub-Total			40	35.24
CCI Safety Outcomes				
Incidence of Maltreatment	0.00%	No Substantiated Reports	10	10.00
Staff Training	75%	77%	10	7.70
Safety Sub-Total			20	17.70
CCI Permanency Outcomes				
Placement Stability	92%	94%	15	14.10
Permanency Sub-Total			15	14.10
CCI Well-Being Outcomes				
EPSDT Medical Visits	94%	100%	4	4.00
EPSDT Dental Visits	89%	100%	4	4.00
Academic Supports	77%	96%	3	2.88
Provider ECEM Visits	83%	93%	7	6.51
Provider General Contacts	80%	93%	7	6.51
Placements with Siblings	34%	Not Eligible	Not Scored	Not Scored
Placements within Legal County	16%	38%	Not Scored	Not Scored
Well-Being Sub-Total			25	23.90
*Performance calculation descriptions can be found in the FY 2017 RBWO PBP Measurements and Standards Guide.				

Monitoring & Outcomes: Possible Points = 100	Points Earned = 90.94
Score Before Incentives Credit	90.94%
Incentives Awarded	10.00 pts
PBP Verification	N/A pts
Total Score	100.94%



DHS, DFCS, Office of Provider Management
Performance-Based Placement Measures
RBWO Provider GA+SCORECARD - CCI



Report Quarter: Q2 FY2017

Provider/Program Name: Safe Harbor Children's Center, Inc. - (820) - CCI

Program Census Information:		# Children in Care During Quarter: 18	# Placements During Quarter: 18	# Children in Care On Last Day: 12
CCI Incentive Credits	Avg Performance All CCIs (Points)	Provider Performance (%)*	Possible Points (Weight)	Provider Points Earned
Early EPSDT Medical Visits		100%	2	2.00
Early EPSDT Dental Visits		100%	2	2.00
Permanency Contacts		0%	5	0.00
Additional Academic Supports		96%	2	1.92
Active Agency Accreditation		0%	4	0.00
Staff Clinical Licensure		10%	5	0.50
Behavior Management (threshold = 0)		100%	4	4.00
Incentives Total	7.31		24	10.42
Maximum total combined incentive credit allowed is 10 points.			Incentives Awarded	10.00

*Performance calculation descriptions can be found in the FY 2017 RBWO PBP Measurements and Standards Guide.

Child Protective Services Investigations and Dispositions

The following investigations data, which is not used for scoring but is considered significant to a provider's performance, is from Georgia SHINES and is not considered final or complete until the end of the fiscal year.

Total Reports:	0	
Number Screened In:	0	
Number Screened Out:	0	
Number Substantiated:	0	
Number Unsubstantiated:	0	
Number Active CPS Investigations:	0	



DHS, DFCS, Office of Provider Management
Performance-Based Placement Measures
RBWO Provider GA+SCORECARD - CCI



Report Quarter: Q2 FY2017

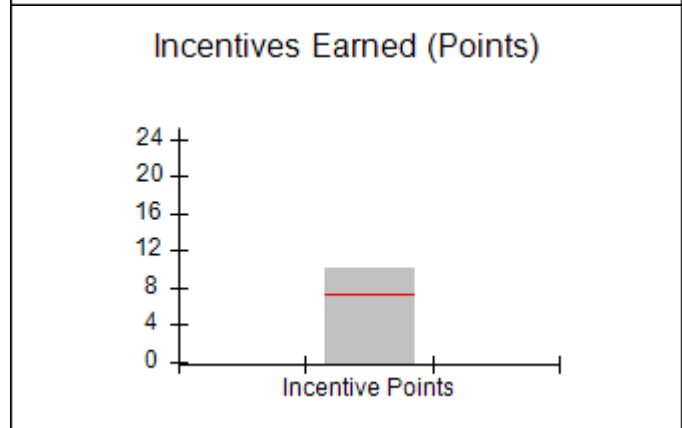
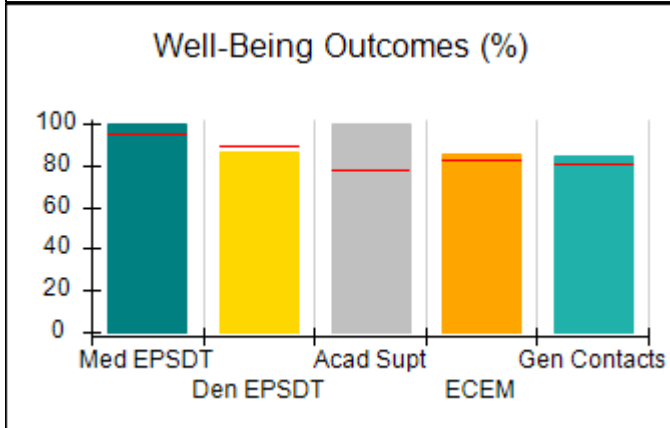
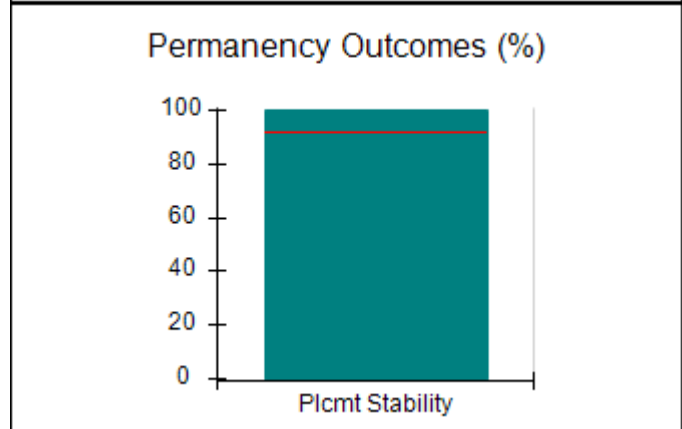
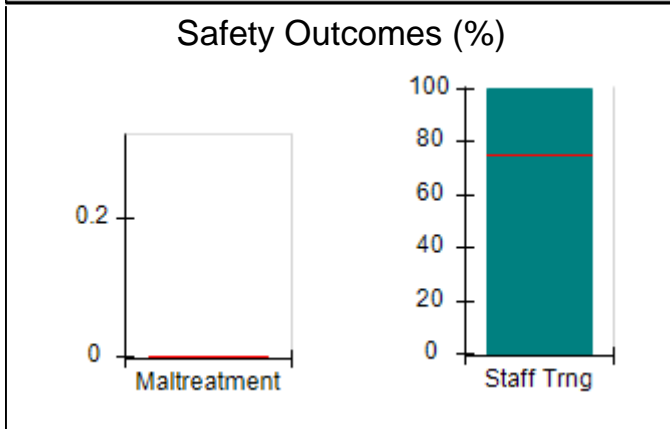
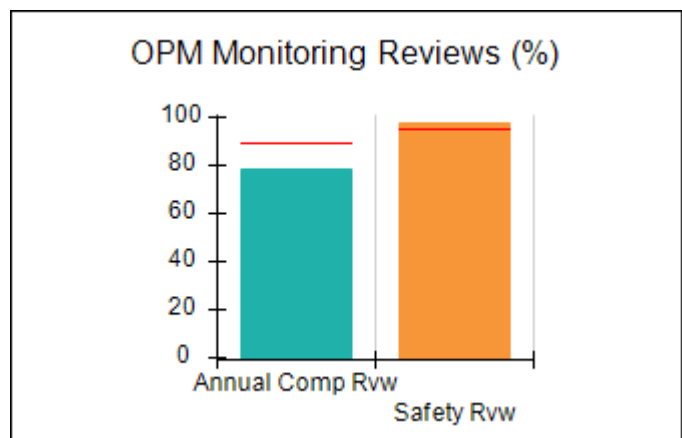
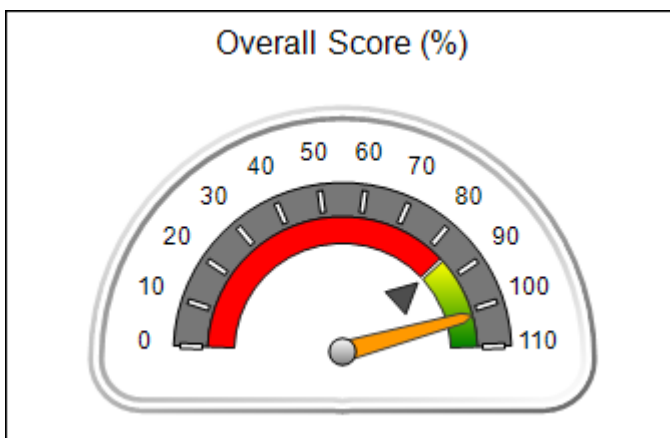
Provider/Program Name: Safe Harbor Children's Center, Inc. - Hamer House (4958) - CCI

2016 Atlanta Ave, Brunswick, GA 31520 Phone: 912-267-6000 Vendor ID# 89585	Quarterly Scores (Grades)		Current Quarter Score (Grade)
	Q1: 96.95 (A)	Q2: 101.53 (A+)	101.53% (A+)
	Q3: N/A	Q4: N/A	

Program Census Information:	# Children in Care During Quarter: 7	# Placements During Quarter: 7	# Children in Care On Last Day: 7
-----------------------------	--------------------------------------	--------------------------------	-----------------------------------

Quarterly Provider Comparisons to All CCIs

▼ — indicates average for all CCIs





DHS, DFCS, Office of Provider Management
Performance-Based Placement Measures
RBWO Provider GA+SCORECARD - CCI



Report Quarter: Q2 FY2017

Provider/Program Name: Safe Harbor Children's Center, Inc. - Hamer House (4958) - CCI				
2016 Atlanta Ave, Brunswick, GA 31520 Phone: 912-267-6000 Vendor ID# 89585		Quarterly Scores (Grades)		Current Quarter Score (Grade)
		Q1: 96.95 (A)	Q2: 101.53 (A+)	101.53% (A+)
		Q3: N/A	Q4: N/A	
Program Census Information:		# Children in Care During Quarter: 7	# Placements During Quarter: 7	# Children in Care On Last Day: 7
	Avg Performance All CCIs (%)	Provider Performance (%)*	Possible Points (Weight)	Provider Points Earned
OPM Monitoring Reviews				
Annual Comprehensive Reviews	89%	78%	25	19.62
Safety Reviews	95%	98%	15	14.64
Monitoring Sub-Total			40	34.26
CCI Safety Outcomes				
Incidence of Maltreatment	0.00%	No Substantiated Reports	10	10.00
Staff Training	75%	100%	10	10.00
Safety Sub-Total			20	20.00
CCI Permanency Outcomes				
Placement Stability	92%	100%	15	15.00
Permanency Sub-Total			15	15.00
CCI Well-Being Outcomes				
EPSDT Medical Visits	94%	100%	4	4.00
EPSDT Dental Visits	89%	86%	4	3.44
Academic Supports	77%	100%	3	3.00
Provider ECEM Visits	83%	85%	7	5.95
Provider General Contacts	80%	84%	7	5.88
Placements with Siblings	34%	100%	Not Scored	Not Scored
Placements within Legal County	16%	0%	Not Scored	Not Scored
Well-Being Sub-Total			25	22.27
*Performance calculation descriptions can be found in the FY 2017 RBWO PBP Measurements and Standards Guide.				

Monitoring & Outcomes: Possible Points = 100	Points Earned = 91.53
Score Before Incentives Credit	91.53%
Incentives Awarded	10.00 pts
PBP Verification	N/A pts
Total Score	101.53%



DHS, DFCS, Office of Provider Management
Performance-Based Placement Measures
RBWO Provider GA+SCORECARD - CCI



Report Quarter: Q2 FY2017

Provider/Program Name: Safe Harbor Children's Center, Inc. - Hamer House (4958) - CCI

Program Census Information:		# Children in Care During Quarter: 7	# Placements During Quarter: 7	# Children in Care On Last Day: 7
CCI Incentive Credits	Avg Performance All CCIs (Points)	Provider Performance (%)*	Possible Points (Weight)	Provider Points Earned
Early EPSDT Medical Visits		100%	2	2.00
Early EPSDT Dental Visits		75%	2	1.50
Permanency Contacts		None Planned	5	
Additional Academic Supports		84%	2	1.68
Active Agency Accreditation		0%	4	0.00
Staff Clinical Licensure		20%	5	1.00
Behavior Management (threshold = 0)		100%	4	4.00
Incentives Total	7.31		24	10.18
Maximum total combined incentive credit allowed is 10 points.			Incentives Awarded	10.00

*Performance calculation descriptions can be found in the FY 2017 RBWO PBP Measurements and Standards Guide.

Child Protective Services Investigations and Dispositions

The following investigations data, which is not used for scoring but is considered significant to a provider's performance, is from Georgia SHINES and is not considered final or complete until the end of the fiscal year.

Total Reports:	0	
Number Screened In:	0	
Number Screened Out:	0	
Number Substantiated:	0	
Number Unsubstantiated:	0	
Number Active CPS Investigations:	0	



DHS, DFCS, Office of Provider Management
Performance-Based Placement Measures
RBWO Provider GA+SCORECARD - CCI



Report Quarter: Q2 FY2017

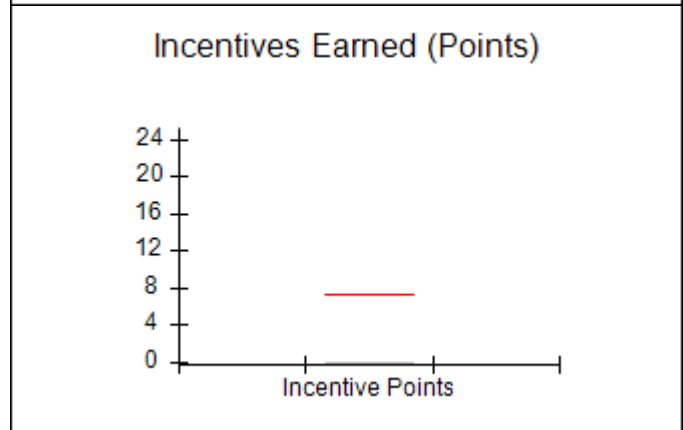
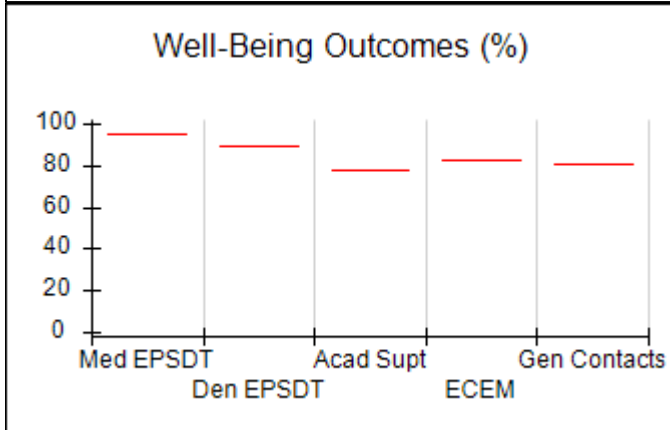
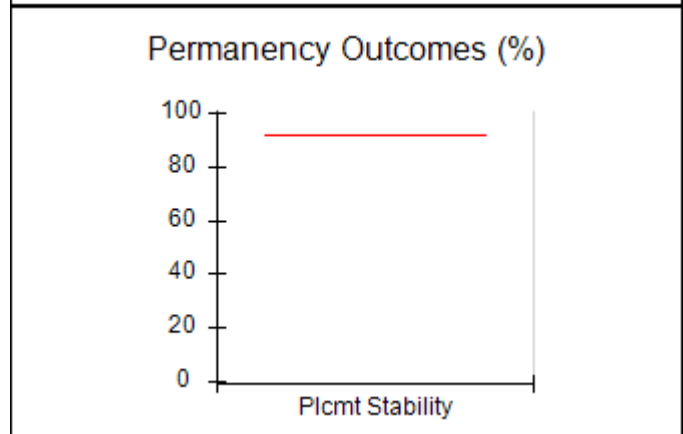
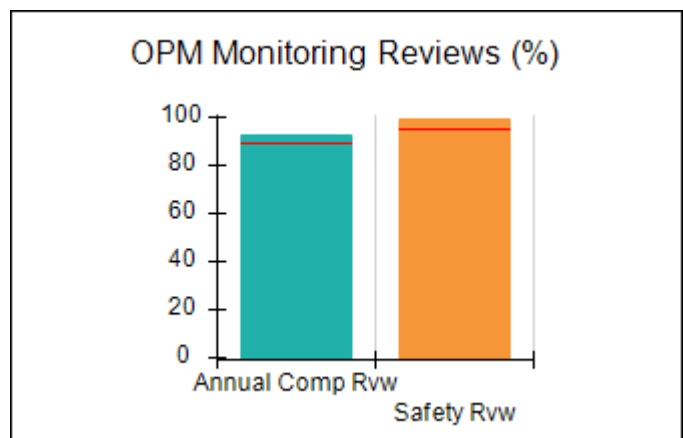
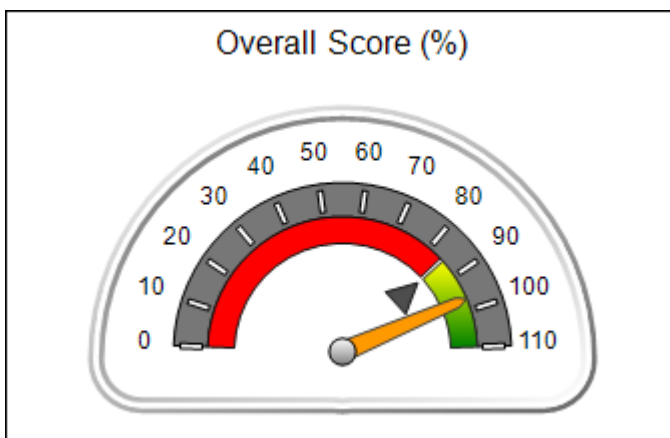
Provider/Program Name: Seeds of Excellence - (5154) - CCI

947 Bryant Hill Road, Marshallville, GA 31057 Phone: 678-468-4880 Vendor ID# 117776	Quarterly Scores (Grades)		Current Quarter Score (Grade)
	Q1: 72.62 (C-)	Q2: 96.83 (A)	96.83% (A)
	Q3: N/A	Q4: N/A	

Program Census Information:	# Children in Care During Quarter: 0	# Placements During Quarter: 0	# Children in Care On Last Day: 0
-----------------------------	--------------------------------------	--------------------------------	-----------------------------------

Quarterly Provider Comparisons to All CCIs

▼ — indicates average for all CCIs





DHS, DFCS, Office of Provider Management
Performance-Based Placement Measures
RBWO Provider GA+SCORECARD - CCI



Report Quarter: Q2 FY2017

Provider/Program Name: Seeds of Excellence - (5154) - CCI

947 Bryant Hill Road, Marshallville, GA 31057 Phone: 678-468-4880 Vendor ID# 117776	Quarterly Scores (Grades)		Current Quarter Score (Grade)
	Q1: 72.62 (C-)	Q2: 96.83 (A)	96.83%
	Q3: N/A	Q4: N/A	(A)

Program Census Information:	# Children in Care During Quarter: 0	# Placements During Quarter: 0	# Children in Care On Last Day: 0
------------------------------------	---	---------------------------------------	--

	Avg Performance All CCIs (%)	Provider Performance (%)*	Possible Points (Weight)	Provider Points Earned
--	-------------------------------------	----------------------------------	---------------------------------	-------------------------------

OPM Monitoring Reviews

Annual Comprehensive Reviews	89%	93%	25	23.25
Safety Reviews	95%	99%	15	14.85
Monitoring Sub-Total			40	38.10

CCI Safety Outcomes

Incidence of Maltreatment	0.00%	Not Eligible		
Staff Training	75%	100%	20	20.00
Safety Sub-Total			20	20.00

CCI Permanency Outcomes

Placement Stability	92%	Not Eligible		
Permanency Sub-Total			N/A	

CCI Well-Being Outcomes

EPSDT Medical Visits	94%	Not Eligible		
EPSDT Dental Visits	89%	Not Eligible		
Academic Supports	77%	Not Eligible		
Provider ECEM Visits	83%	Not Eligible		
Provider General Contacts	80%	Not Eligible		
Placements with Siblings	34%	Not Eligible	Not Scored	Not Scored
Placements within Legal County	16%	Not Eligible	Not Scored	Not Scored
Well-Being Sub-Total			N/A	

*Performance calculation descriptions can be found in the FY 2017 RBWO PBP Measurements and Standards Guide.

Monitoring & Outcomes: Possible Points = 60		Points Earned = 58.10	
Score Before Incentives Credit			96.83%
Incentives Awarded			0.00 pts
PBP Verification			N/A pts
Total Score			96.83%

Provider/Program Name: Seeds of Excellence - (5154) - CCI



DHS, DFCS, Office of Provider Management
Performance-Based Placement Measures
RBWO Provider GA+SCORECARD - CCI



Report Quarter: Q2 FY2017

Program Census Information:		# Children in Care During Quarter: 0	# Placements During Quarter: 0	# Children in Care On Last Day: 0
CCI Incentive Credits	Avg Performance All CCIs (Points)	Provider Performance (%)*	Possible Points (Weight)	Provider Points Earned
Early EPSDT Medical Visits		Not Eligible	2	
Early EPSDT Dental Visits		Not Eligible	2	
Permanency Contacts		None Planned	5	
Additional Academic Supports		Not Eligible	2	
Active Agency Accreditation		0%	4	0.00
Staff Clinical Licensure		0%	5	0.00
Behavior Management (threshold = 0)		0%	4	
Incentives Total	7.31		24	0.00
Maximum total combined incentive credit allowed is 10 points.			Incentives Awarded	0.00

*Performance calculation descriptions can be found in the FY 2017 RBWO PBP Measurements and Standards Guide.

Child Protective Services Investigations and Dispositions	
The following investigations data, which is not used for scoring but is considered significant to a provider's performance, is from Georgia SHINES and is not considered final or complete until the end of the fiscal year.	
Total Reports:	0
Number Screened In:	0
Number Screened Out:	0
Number Substantiated:	0
Number Unsubstantiated:	0
Number Active CPS Investigations:	0



DHS, DFCS, Office of Provider Management
Performance-Based Placement Measures
RBWO Provider GA+SCORECARD - CCI



Report Quarter: Q2 FY2017

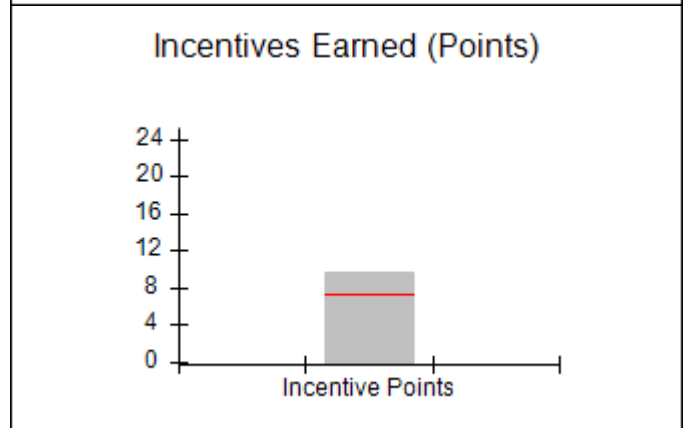
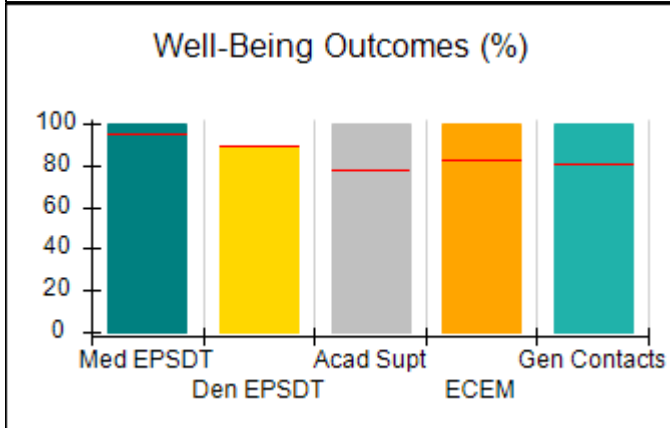
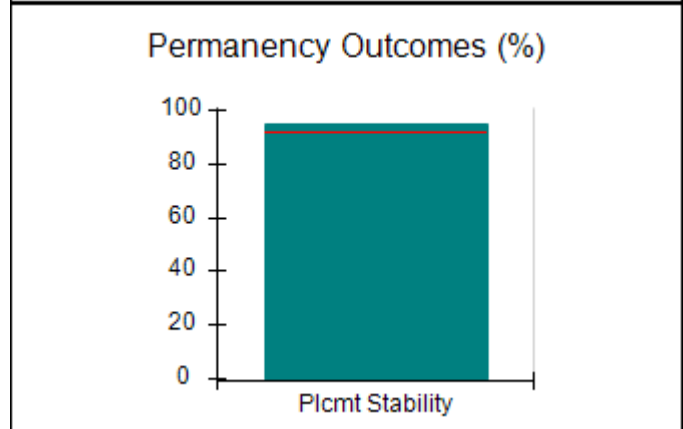
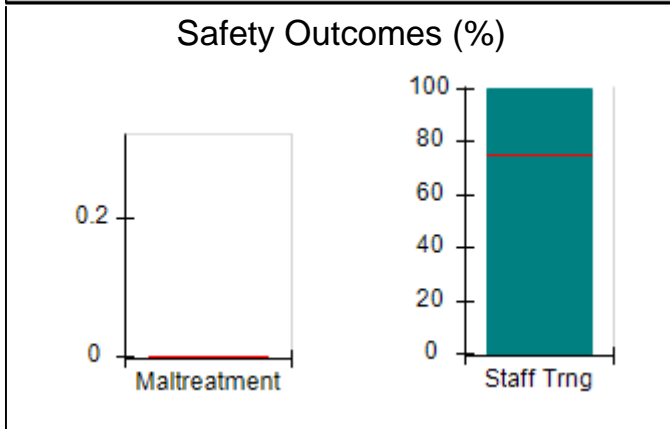
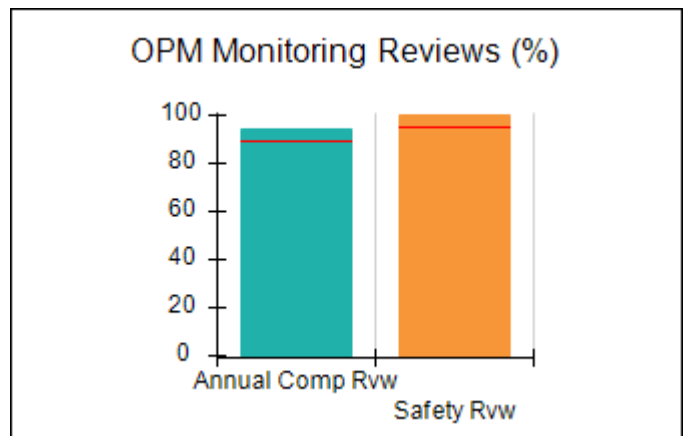
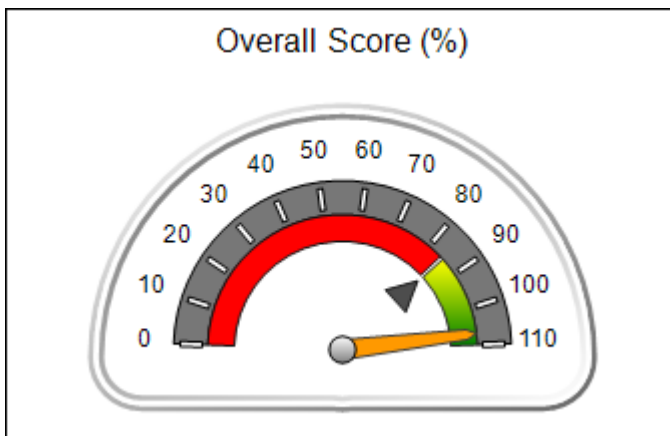
Provider/Program Name: Smith Group Home - (824) - CCI

538 Presley Road NE, Ludowici, GA 31316 Phone: 912-545-9547 Vendor ID# 35580	Quarterly Scores (Grades)		Current Quarter Score (Grade)
	Q1: 106.99 (A+)	Q2: 106.98 (A+)	106.98% (A+)
	Q3: N/A	Q4: N/A	

Program Census Information:	# Children in Care During Quarter: 22	# Placements During Quarter: 22	# Children in Care On Last Day: 18
-----------------------------	---------------------------------------	---------------------------------	------------------------------------

Quarterly Provider Comparisons to All CCIs

▼ — indicates average for all CCIs





DHS, DFCS, Office of Provider Management
Performance-Based Placement Measures
RBWO Provider GA+SCORECARD - CCI



Report Quarter: Q2 FY2017

Provider/Program Name: Smith Group Home - (824) - CCI				
538 Presley Road NE, Ludowici, GA 31316 Phone: 912-545-9547 Vendor ID# 35580		Quarterly Scores (Grades)		Current Quarter Score (Grade)
		Q1: 106.99 (A+)	Q2: 106.98 (A+)	106.98% (A+)
		Q3: N/A	Q4: N/A	
Program Census Information:		# Children in Care During Quarter: 22	# Placements During Quarter: 22	# Children in Care On Last Day: 18
	Avg Performance All CCIs (%)	Provider Performance (%)*	Possible Points (Weight)	Provider Points Earned
OPM Monitoring Reviews				
Annual Comprehensive Reviews	89%	94%	25	23.49
Safety Reviews	95%	100%	15	15.00
Monitoring Sub-Total			40	38.49
CCI Safety Outcomes				
Incidence of Maltreatment	0.00%	No Substantiated Reports	10	10.00
Staff Training	75%	100%	10	10.00
Safety Sub-Total			20	20.00
CCI Permanency Outcomes				
Placement Stability	92%	95%	15	14.25
Permanency Sub-Total			15	14.25
CCI Well-Being Outcomes				
EPSDT Medical Visits	94%	100%	4	4.00
EPSDT Dental Visits	89%	89%	4	3.56
Academic Supports	77%	100%	3	3.00
Provider ECEM Visits	83%	100%	7	7.00
Provider General Contacts	80%	100%	7	7.00
Placements with Siblings	34%	86%	Not Scored	Not Scored
Placements within Legal County	16%	0%	Not Scored	Not Scored
Well-Being Sub-Total			25	24.56
*Performance calculation descriptions can be found in the FY 2017 RBWO PBP Measurements and Standards Guide.				

Monitoring & Outcomes: Possible Points = 100	Points Earned = 97.30
Score Before Incentives Credit	97.30%
Incentives Awarded	9.68 pts
PBP Verification	N/A pts
Total Score	106.98%



DHS, DFCS, Office of Provider Management
Performance-Based Placement Measures
RBWO Provider GA+SCORECARD - CCI



Report Quarter: Q2 FY2017

Provider/Program Name: Smith Group Home - (824) - CCI

Program Census Information:		# Children in Care During Quarter: 22	# Placements During Quarter: 22	# Children in Care On Last Day: 18
CCI Incentive Credits	Avg Performance All CCIs (Points)	Provider Performance (%)*	Possible Points (Weight)	Provider Points Earned
Early EPSDT Medical Visits		100%	2	2.00
Early EPSDT Dental Visits		85%	2	1.70
Permanency Contacts		28%	5	1.40
Additional Academic Supports		29%	2	0.58
Active Agency Accreditation		0%	4	0.00
Staff Clinical Licensure		0%	5	0.00
Behavior Management (threshold = 0)		100%	4	4.00
Incentives Total	7.31		24	9.68
Maximum total combined incentive credit allowed is 10 points.			Incentives Awarded	9.68

*Performance calculation descriptions can be found in the FY 2017 RBWO PBP Measurements and Standards Guide.

Child Protective Services Investigations and Dispositions

The following investigations data, which is not used for scoring but is considered significant to a provider's performance, is from Georgia SHINES and is not considered final or complete until the end of the fiscal year.

Total Reports:	0	
Number Screened In:	0	
Number Screened Out:	0	
Number Substantiated:	0	
Number Unsubstantiated:	0	
Number Active CPS Investigations:	0	



DHS, DFCS, Office of Provider Management
Performance-Based Placement Measures
RBWO Provider GA+SCORECARD - CCI



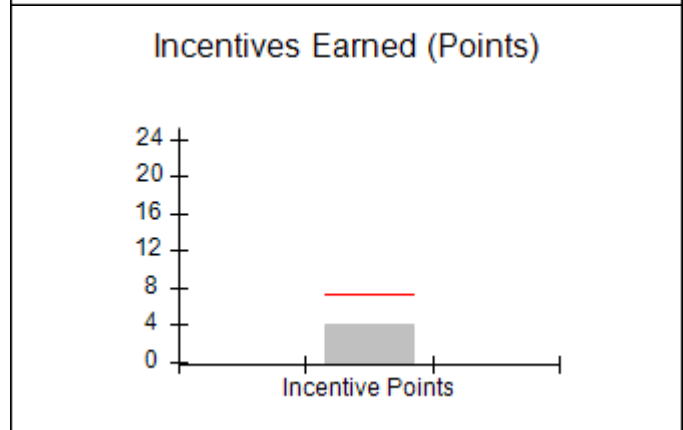
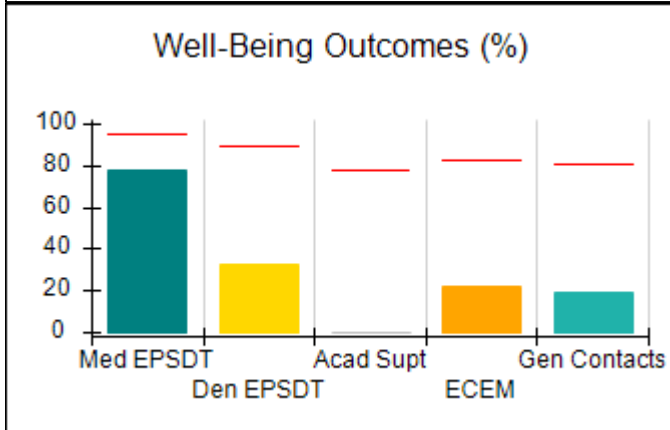
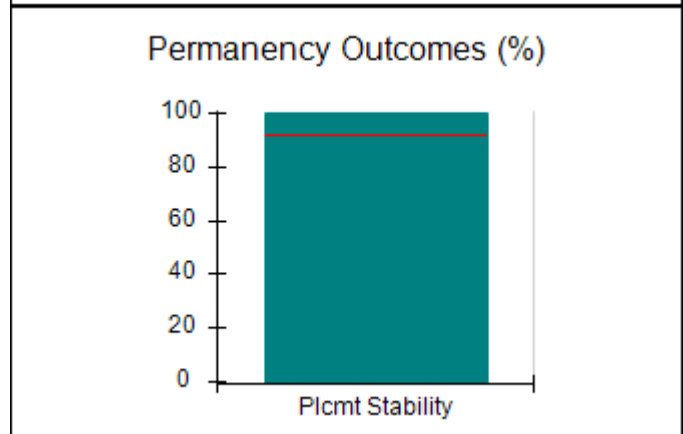
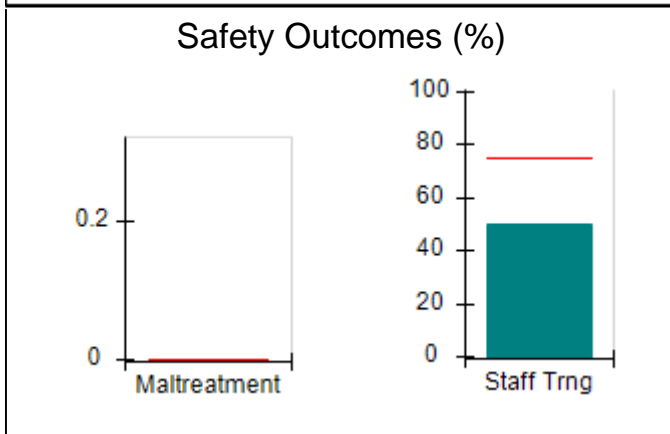
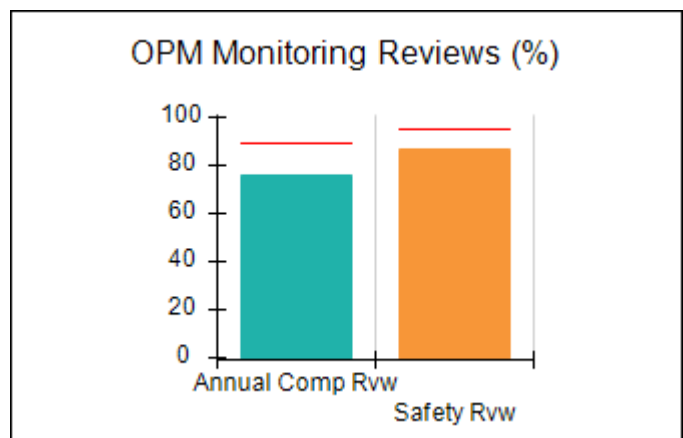
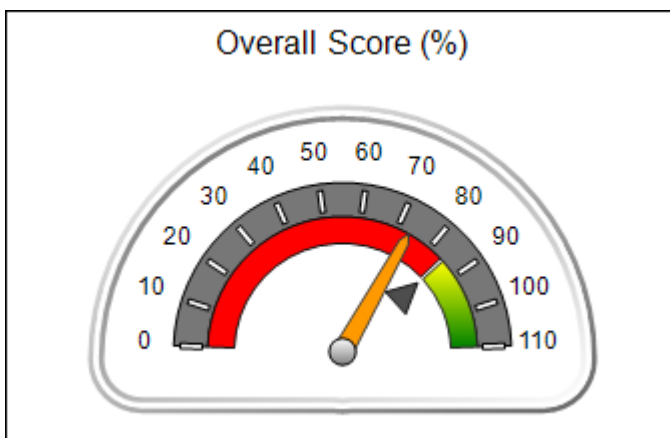
Report Quarter: Q2 FY2017

Provider/Program Name: Star Island - (1021) - CCI

218 S MacArthur Drive, Camilla, GA 31730 Phone: 229-336-1700 Vendor ID# 65729	Quarterly Scores (Grades)		Current Quarter Score (Grade)
	Q1: 81.44 (B-)	Q2: 73.36 (C-)	73.36% (C-)
	Q3: N/A	Q4: N/A	
Program Census Information:	# Children in Care During Quarter: 12	# Placements During Quarter: 12	# Children in Care On Last Day: 10

Quarterly Provider Comparisons to All CCIs

▼ — indicates average for all CCIs





DHS, DFCS, Office of Provider Management
Performance-Based Placement Measures
RBWO Provider GA+SCORECARD - CCI



Report Quarter: Q2 FY2017

Provider/Program Name: Star Island - (1021) - CCI				
218 S MacArthur Drive, Camilla, GA 31730 Phone: 229-336-1700 Vendor ID# 65729		Quarterly Scores (Grades)		Current Quarter Score (Grade)
		Q1: 81.44 (B-)	Q2: 73.36 (C-)	73.36% (C-)
		Q3: N/A	Q4: N/A	
Program Census Information:		# Children in Care During Quarter: 12	# Placements During Quarter: 12	# Children in Care On Last Day: 10
	Avg Performance All CCIs (%)	Provider Performance (%)*	Possible Points (Weight)	Provider Points Earned
OPM Monitoring Reviews				
Annual Comprehensive Reviews	89%	76%	25	18.98
Safety Reviews	95%	87%	15	13.07
Monitoring Sub-Total			40	32.05
CCI Safety Outcomes				
Incidence of Maltreatment	0.00%	No Substantiated Reports	10	10.00
Staff Training	75%	50%	10	5.00
Safety Sub-Total			20	15.00
CCI Permanency Outcomes				
Placement Stability	92%	100%	15	15.00
Permanency Sub-Total			15	15.00
CCI Well-Being Outcomes				
EPSDT Medical Visits	94%	78%	4	3.12
EPSDT Dental Visits	89%	33%	4	1.32
Academic Supports	77%	0%	3	0.00
Provider ECEM Visits	83%	22%	7	1.54
Provider General Contacts	80%	19%	7	1.33
Placements with Siblings	34%	75%	Not Scored	Not Scored
Placements within Legal County	16%	0%	Not Scored	Not Scored
Well-Being Sub-Total			25	7.31
*Performance calculation descriptions can be found in the FY 2017 RBWO PBP Measurements and Standards Guide.				

Monitoring & Outcomes: Possible Points = 100	Points Earned = 69.36
Score Before Incentives Credit	69.36%
Incentives Awarded	4.00 pts
PBP Verification	N/A pts
Total Score	73.36%



DHS, DFCS, Office of Provider Management
Performance-Based Placement Measures
RBWO Provider GA+SCORECARD - CCI



Report Quarter: Q2 FY2017

Provider/Program Name: Star Island - (1021) - CCI

Program Census Information:		# Children in Care During Quarter: 12	# Placements During Quarter: 12	# Children in Care On Last Day: 10
CCI Incentive Credits	Avg Performance All CCIs (Points)	Provider Performance (%)*	Possible Points (Weight)	Provider Points Earned
Early EPSDT Medical Visits		0%	2	0.00
Early EPSDT Dental Visits		0%	2	0.00
Permanency Contacts		0%	5	0.00
Additional Academic Supports		0%	2	0.00
Active Agency Accreditation		0%	4	0.00
Staff Clinical Licensure		0%	5	0.00
Behavior Management (threshold = 0)		100%	4	4.00
Incentives Total	7.31		24	4.00
Maximum total combined incentive credit allowed is 10 points.			Incentives Awarded	4.00

*Performance calculation descriptions can be found in the FY 2017 RBWO PBP Measurements and Standards Guide.

Child Protective Services Investigations and Dispositions

The following investigations data, which is not used for scoring but is considered significant to a provider's performance, is from Georgia SHINES and is not considered final or complete until the end of the fiscal year.

Total Reports:	0	
Number Screened In:	0	
Number Screened Out:	0	
Number Substantiated:	0	
Number Unsubstantiated:	0	
Number Active CPS Investigations:	0	



Performance-Based Placement Measures RBWO Provider GA+SCORECARD - CCI

Report Quarter: Q2 FY2017

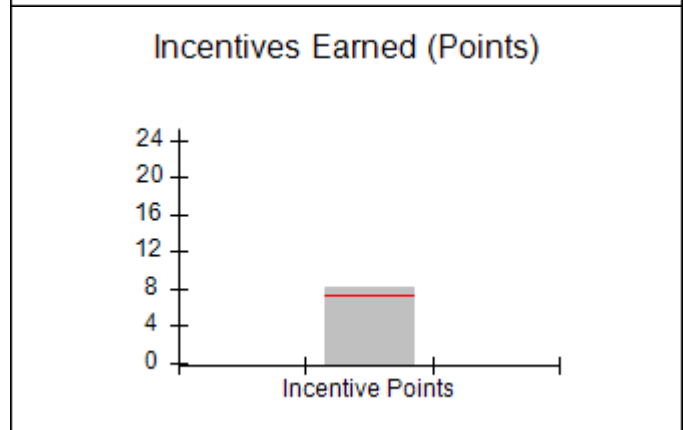
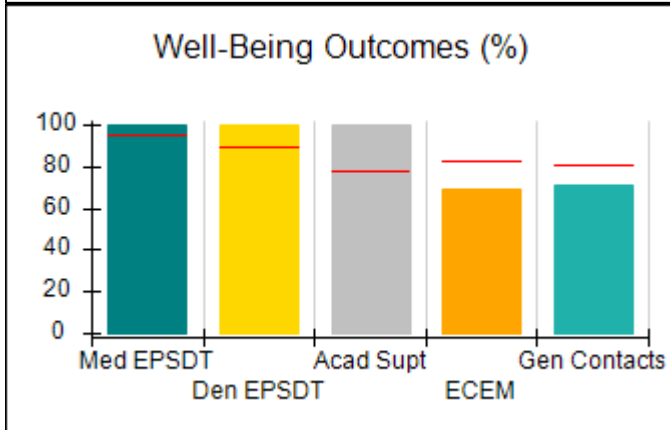
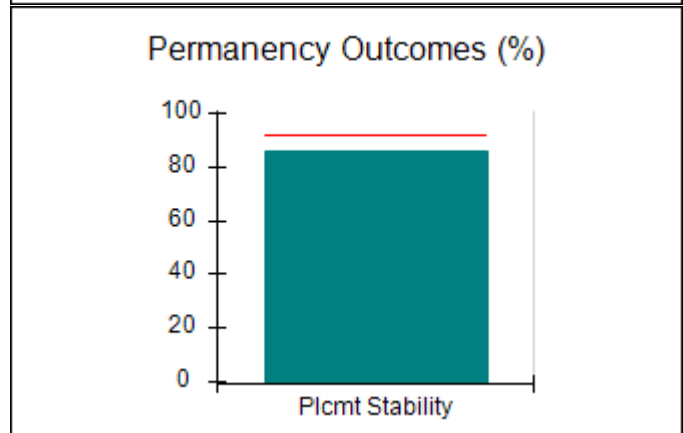
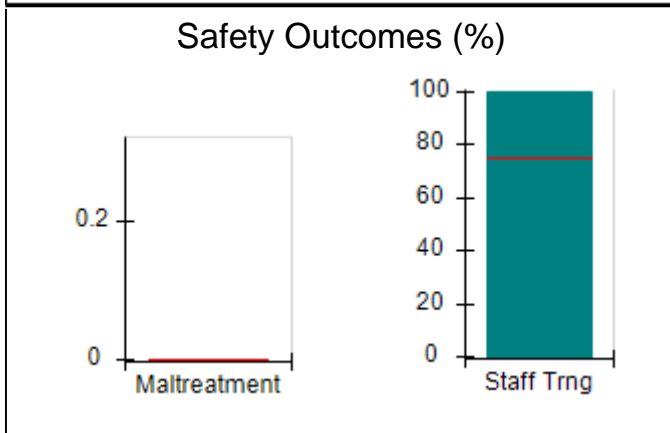
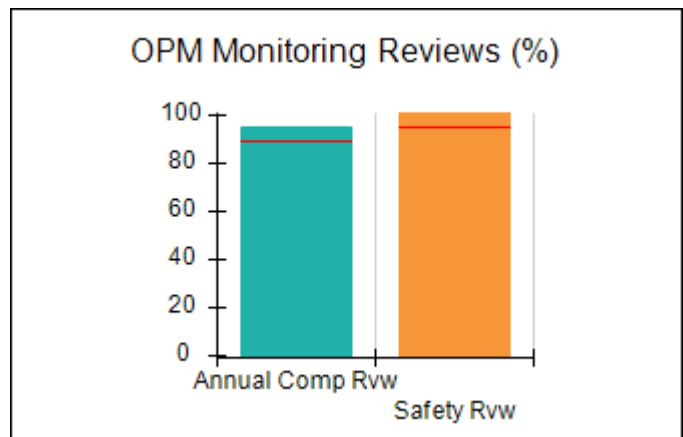
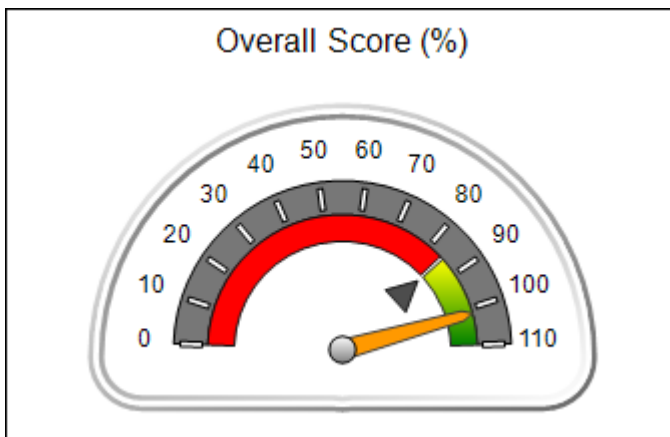
Provider/Program Name: Stroman Account & Property - dba My Sister's Keeper (892) - CCI

7431 Petunia Dr., Riverdale, GA 30296 Phone: 770-994-0607 Vendor ID# 35586	Quarterly Scores (Grades)		Current Quarter Score (Grade)
	Q1: 102.69 (A+)	Q2: 101.51 (A+)	101.51% (A+)
	Q3: N/A	Q4: N/A	

Program Census Information:	# Children in Care During Quarter: 7	# Placements During Quarter: 7	# Children in Care On Last Day: 3
-----------------------------	--------------------------------------	--------------------------------	-----------------------------------

Quarterly Provider Comparisons to All CCIs

▼ — indicates average for all CCIs





DHS, DFCS, Office of Provider Management
Performance-Based Placement Measures
RBWO Provider GA+SCORECARD - CCI



Report Quarter: Q2 FY2017

Provider/Program Name: Stroman Account & Property - dba My Sister's Keeper (892) - CCI				
7431 Petunia Dr., Riverdale, GA 30296 Phone: 770-994-0607 Vendor ID# 35586		Quarterly Scores (Grades)		Current Quarter Score (Grade)
		Q1: 102.69 (A+)	Q2: 101.51 (A+)	101.51% (A+)
		Q3: N/A	Q4: N/A	
Program Census Information:		# Children in Care During Quarter: 7	# Placements During Quarter: 7	# Children in Care On Last Day: 3
	Avg Performance All CCIs (%)	Provider Performance (%)*	Possible Points (Weight)	Provider Points Earned
OPM Monitoring Reviews				
Annual Comprehensive Reviews	89%	95%	25	23.83
Safety Reviews	95%	105%	15	15.81
Monitoring Sub-Total			40	39.65
CCI Safety Outcomes				
Incidence of Maltreatment	0.00%	No Substantiated Reports	10	10.00
Staff Training	75%	100%	10	10.00
Safety Sub-Total			20	20.00
CCI Permanency Outcomes				
Placement Stability	92%	86%	15	12.90
Permanency Sub-Total			15	12.90
CCI Well-Being Outcomes				
EPSDT Medical Visits	94%	100%	4	4.00
EPSDT Dental Visits	89%	100%	4	4.00
Academic Supports	77%	100%	3	3.00
Provider ECEM Visits	83%	69%	7	4.83
Provider General Contacts	80%	71%	7	4.97
Placements with Siblings	34%	0%	Not Scored	Not Scored
Placements within Legal County	16%	0%	Not Scored	Not Scored
Well-Being Sub-Total			25	20.80
*Performance calculation descriptions can be found in the FY 2017 RBWO PBP Measurements and Standards Guide.				

Monitoring & Outcomes: Possible Points = 100	Points Earned = 93.35
Score Before Incentives Credit	93.35%
Incentives Awarded	8.16 pts
PBP Verification	N/A pts
Total Score	101.51%



DHS, DFCS, Office of Provider Management
Performance-Based Placement Measures
RBWO Provider GA+SCORECARD - CCI



Report Quarter: Q2 FY2017

Provider/Program Name: Stroman Account & Property - dba My Sister's Keeper (892) - CCI

Program Census Information:		# Children in Care During Quarter: 7	# Placements During Quarter: 7	# Children in Care On Last Day: 3
CCI Incentive Credits	Avg Performance All CCIs (Points)	Provider Performance (%)*	Possible Points (Weight)	Provider Points Earned
Early EPSDT Medical Visits		100%	2	2.00
Early EPSDT Dental Visits		100%	2	2.00
Permanency Contacts		0%	5	0.00
Additional Academic Supports		8%	2	0.16
Active Agency Accreditation		0%	4	0.00
Staff Clinical Licensure		0%	5	0.00
Behavior Management (threshold = 0)		100%	4	4.00
Incentives Total	7.31		24	8.16
Maximum total combined incentive credit allowed is 10 points.			Incentives Awarded	8.16

*Performance calculation descriptions can be found in the FY 2017 RBWO PBP Measurements and Standards Guide.

Child Protective Services Investigations and Dispositions	
The following investigations data, which is not used for scoring but is considered significant to a provider's performance, is from Georgia SHINES and is not considered final or complete until the end of the fiscal year.	
Total Reports:	0
Number Screened In:	0
Number Screened Out:	0
Number Substantiated:	0
Number Unsubstantiated:	0
Number Active CPS Investigations:	0



DHS, DFCS, Office of Provider Management
Performance-Based Placement Measures
RBWO Provider GA+SCORECARD - CCI



Report Quarter: Q2 FY2017

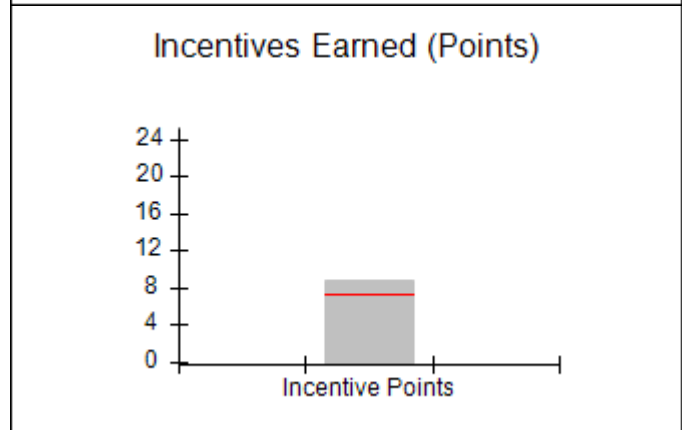
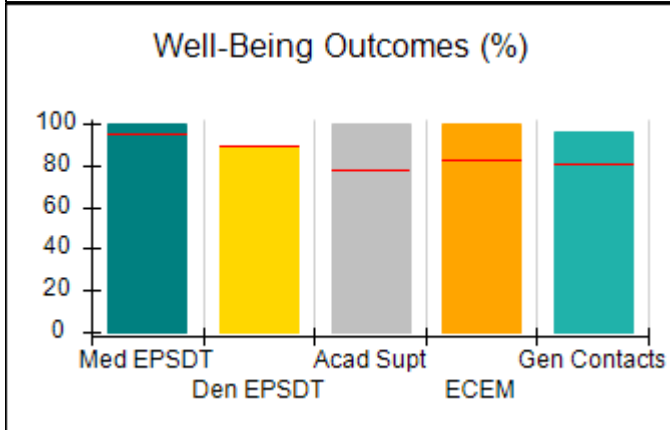
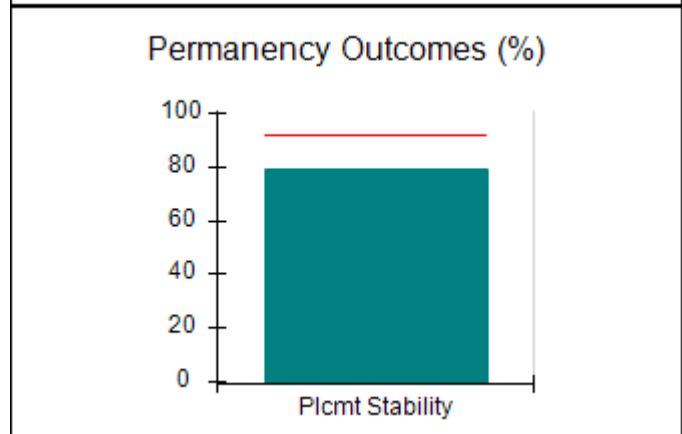
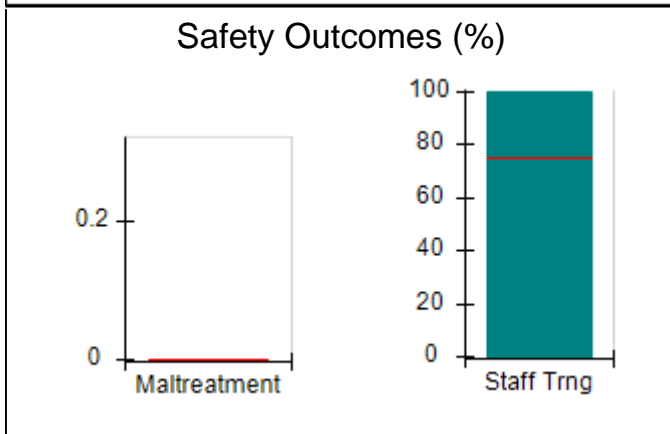
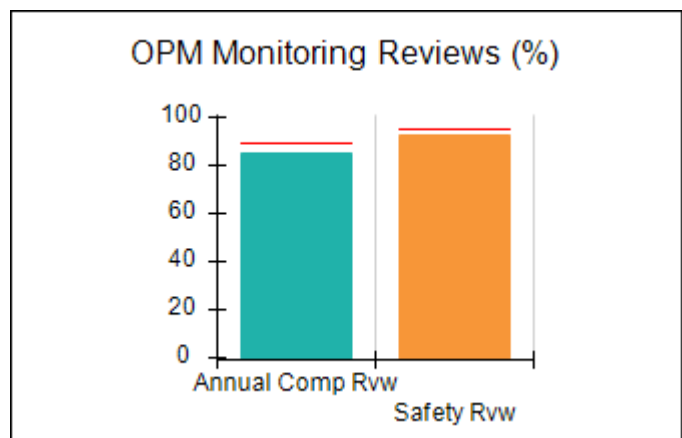
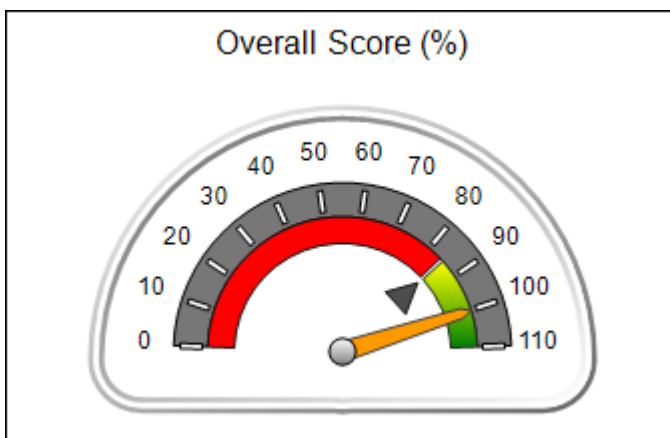
Provider/Program Name: Taking A Step Beyond - (5158) - CCI

1509 Brown Road, Hephzibah, GA 30815 Phone: 706-496-2709 Vendor ID# 118236	Quarterly Scores (Grades)		Current Quarter Score (Grade)
	Q1: 101.90 (A+)	Q2: 100.18 (A+)	100.18% (A+)
	Q3: N/A	Q4: N/A	

Program Census Information:	# Children in Care During Quarter: 14	# Placements During Quarter: 14	# Children in Care On Last Day: 8
-----------------------------	---------------------------------------	---------------------------------	-----------------------------------

Quarterly Provider Comparisons to All CCIs

▼ — indicates average for all CCIs





DHS, DFCS, Office of Provider Management
Performance-Based Placement Measures
RBWO Provider GA+SCORECARD - CCI



Report Quarter: Q2 FY2017

Provider/Program Name: Taking A Step Beyond - (5158) - CCI				
1509 Brown Road, Hephzibah, GA 30815 Phone: 706-496-2709 Vendor ID# 118236		Quarterly Scores (Grades)		Current Quarter Score (Grade)
		Q1: 101.90 (A+)	Q2: 100.18 (A+)	100.18% (A+)
		Q3: N/A	Q4: N/A	
Program Census Information:		# Children in Care During Quarter: 14	# Placements During Quarter: 14	# Children in Care On Last Day: 8
	Avg Performance All CCIs (%)	Provider Performance (%)*	Possible Points (Weight)	Provider Points Earned
OPM Monitoring Reviews				
Annual Comprehensive Reviews	89%	85%	25	21.36
Safety Reviews	95%	93%	15	13.93
Monitoring Sub-Total			40	35.29
CCI Safety Outcomes				
Incidence of Maltreatment	0.00%	No Substantiated Reports	10	10.00
Staff Training	75%	100%	10	10.00
Safety Sub-Total			20	20.00
CCI Permanency Outcomes				
Placement Stability	92%	79%	15	11.85
Permanency Sub-Total			15	11.85
CCI Well-Being Outcomes				
EPSDT Medical Visits	94%	100%	4	4.00
EPSDT Dental Visits	89%	89%	4	3.56
Academic Supports	77%	100%	3	3.00
Provider ECEM Visits	83%	100%	7	7.00
Provider General Contacts	80%	96%	7	6.72
Placements with Siblings	34%	Not Eligible	Not Scored	Not Scored
Placements within Legal County	16%	50%	Not Scored	Not Scored
Well-Being Sub-Total			25	24.28

*Performance calculation descriptions can be found in the FY 2017 RBWO PBP Measurements and Standards Guide.

Monitoring & Outcomes: Possible Points = 100	Points Earned = 91.42
Score Before Incentives Credit	91.42%
Incentives Awarded	8.76 pts
PBP Verification	N/A pts
Total Score	100.18%



DHS, DFCS, Office of Provider Management
Performance-Based Placement Measures
RBWO Provider GA+SCORECARD - CCI



Report Quarter: Q2 FY2017

Provider/Program Name: Taking A Step Beyond - (5158) - CCI

Program Census Information:		# Children in Care During Quarter: 14	# Placements During Quarter: 14	# Children in Care On Last Day: 8
CCI Incentive Credits	Avg Performance All CCIs (Points)	Provider Performance (%)*	Possible Points (Weight)	Provider Points Earned
Early EPSDT Medical Visits		100%	2	2.00
Early EPSDT Dental Visits		88%	2	1.76
Permanency Contacts		100%	5	5.00
Additional Academic Supports		0%	2	0.00
Active Agency Accreditation		0%	4	0.00
Staff Clinical Licensure		0%	5	0.00
Behavior Management (threshold = 0)		0%	4	0.00
Incentives Total	7.31		24	8.76
Maximum total combined incentive credit allowed is 10 points.			Incentives Awarded	8.76

*Performance calculation descriptions can be found in the FY 2017 RBWO PBP Measurements and Standards Guide.

Child Protective Services Investigations and Dispositions

The following investigations data, which is not used for scoring but is considered significant to a provider's performance, is from Georgia SHINES and is not considered final or complete until the end of the fiscal year.

Total Reports:	0	
Number Screened In:	0	
Number Screened Out:	0	
Number Substantiated:	0	
Number Unsubstantiated:	0	
Number Active CPS Investigations:	0	



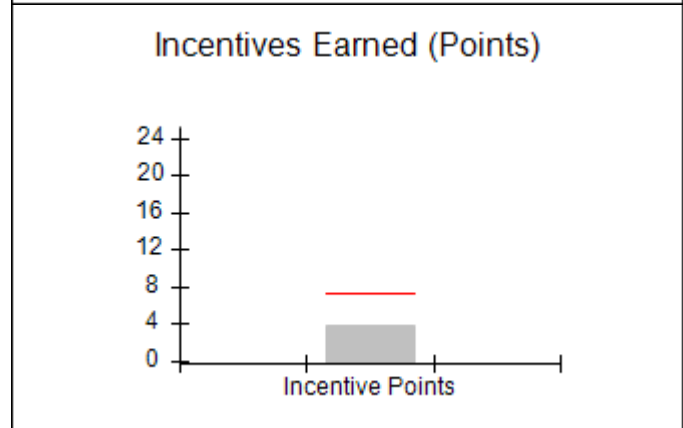
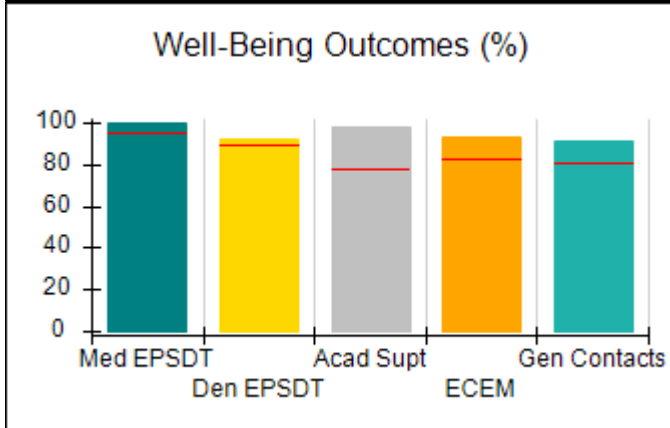
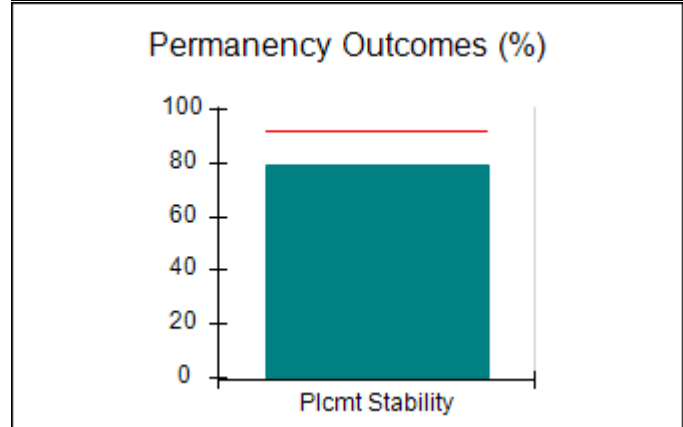
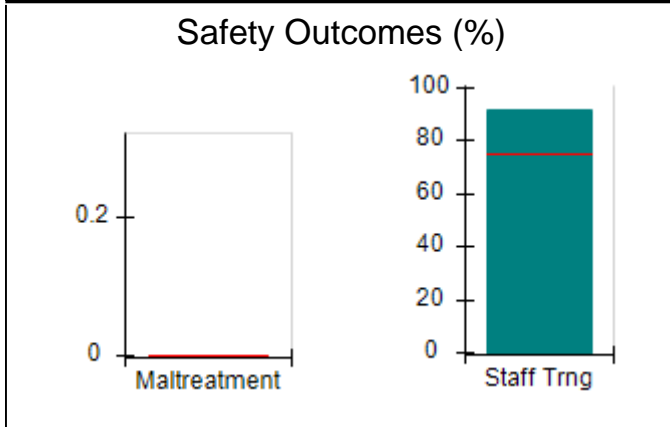
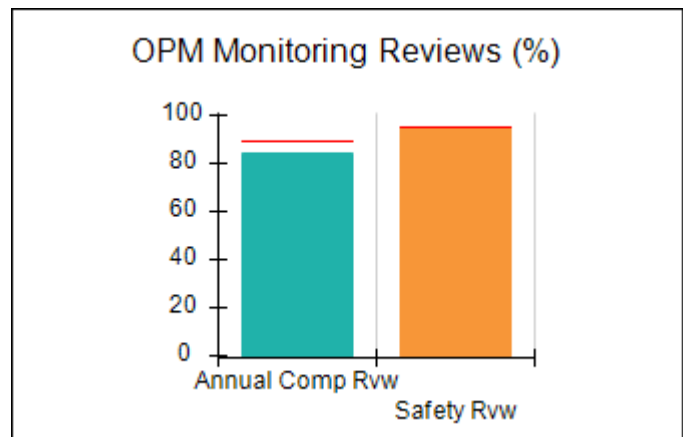
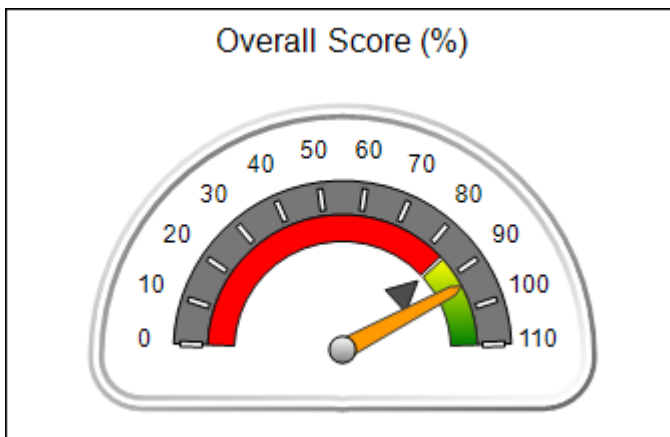
DHS, DFCS, Office of Provider Management
Performance-Based Placement Measures
RBWO Provider GA+SCORECARD - CCI



Report Quarter: Q2 FY2017

Provider/Program Name: Testament Health & Counseling Services, LLC - Testament House (5197) - CCI			
6907 Tara Blvd., Jonesboro, GA 30236 Phone: 404-800-6160 Vendor ID# 125386	Quarterly Scores (Grades)		Current Quarter Score (Grade)
	Q1: 99.23 (A+)	Q2: 93.75 (A-)	93.75% (A-)
	Q3: N/A	Q4: N/A	
Program Census Information:	# Children in Care During Quarter: 43	# Placements During Quarter: 43	# Children in Care On Last Day: 26
Quarterly Provider Comparisons to All CCIs			

▼ — indicates average for all CCIs





DHS, DFCS, Office of Provider Management
Performance-Based Placement Measures
RBWO Provider GA+SCORECARD - CCI



Report Quarter: Q2 FY2017

Provider/Program Name: Testament Health & Counseling Services, LLC - Testament House (5197) - CCI				
6907 Tara Blvd., Jonesboro, GA 30236 Phone: 404-800-6160 Vendor ID# 125386		Quarterly Scores (Grades)		Current Quarter Score (Grade)
		Q1: 99.23 (A+)	Q2: 93.75 (A-)	93.75% (A-)
		Q3: N/A	Q4: N/A	
Program Census Information:		# Children in Care During Quarter: 43	# Placements During Quarter: 43	# Children in Care On Last Day: 26
	Avg Performance All CCIs (%)	Provider Performance (%)*	Possible Points (Weight)	Provider Points Earned
OPM Monitoring Reviews				
Annual Comprehensive Reviews	89%	84%	25	21.02
Safety Reviews	95%	95%	15	14.30
Monitoring Sub-Total			40	35.32
CCI Safety Outcomes				
Incidence of Maltreatment	0.00%	No Substantiated Reports	10	10.00
Staff Training	75%	92%	10	9.20
Safety Sub-Total			20	19.20
CCI Permanency Outcomes				
Placement Stability	92%	79%	15	11.85
Permanency Sub-Total			15	11.85
CCI Well-Being Outcomes				
EPSDT Medical Visits	94%	100%	4	4.00
EPSDT Dental Visits	89%	92%	4	3.68
Academic Supports	77%	98%	3	2.94
Provider ECEM Visits	83%	93%	7	6.51
Provider General Contacts	80%	91%	7	6.37
Placements with Siblings	34%	4%	Not Scored	Not Scored
Placements within Legal County	16%	0%	Not Scored	Not Scored
Well-Being Sub-Total			25	23.50
*Performance calculation descriptions can be found in the FY 2017 RBWO PBP Measurements and Standards Guide.				

Monitoring & Outcomes: Possible Points = 100	Points Earned = 89.87
Score Before Incentives Credit	89.87%
Incentives Awarded	3.88 pts
PBP Verification	N/A pts
Total Score	93.75%



DHS, DFCS, Office of Provider Management
Performance-Based Placement Measures
RBWO Provider GA+SCORECARD - CCI



Report Quarter: Q2 FY2017

Provider/Program Name: Testament Health & Counseling Services, LLC - Testament House (5197) - CCI

Program Census Information:		# Children in Care During Quarter: 43	# Placements During Quarter: 43	# Children in Care On Last Day: 26
CCI Incentive Credits	Avg Performance All CCIs (Points)	Provider Performance (%)*	Possible Points (Weight)	Provider Points Earned
Early EPSDT Medical Visits		100%	2	2.00
Early EPSDT Dental Visits		87%	2	1.74
Permanency Contacts		None Planned	5	
Additional Academic Supports		7%	2	0.14
Active Agency Accreditation		0%	4	0.00
Staff Clinical Licensure		0%	5	0.00
Behavior Management (threshold = 0)		0%	4	0.00
Incentives Total	7.31		24	3.88
Maximum total combined incentive credit allowed is 10 points.			Incentives Awarded	3.88

*Performance calculation descriptions can be found in the FY 2017 RBWO PBP Measurements and Standards Guide.

Child Protective Services Investigations and Dispositions	
The following investigations data, which is not used for scoring but is considered significant to a provider's performance, is from Georgia SHINES and is not considered final or complete until the end of the fiscal year.	
Total Reports:	7
Number Screened In:	2
Number Screened Out:	5
Number Substantiated:	0
Number Unsubstantiated:	2
Number Active CPS Investigations:	0



DHS, DFCS, Office of Provider Management
Performance-Based Placement Measures
RBWO Provider GA+SCORECARD - CCI



Report Quarter: Q2 FY2017

One or more parameters were not specified for the subreport, 'Subreport2', located at:
/PBP_FY2017_ScoreCard_CCI.



Performance-Based Placement Measures RBWO Provider GA+SCORECARD - CCI

Report Quarter: Q2 FY2017

Provider/Program Name: Treutlen House at New Ebenezer, Inc. - (4228) - CCI

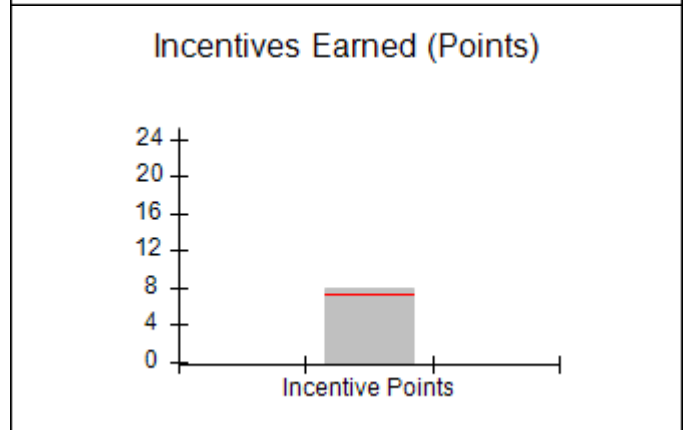
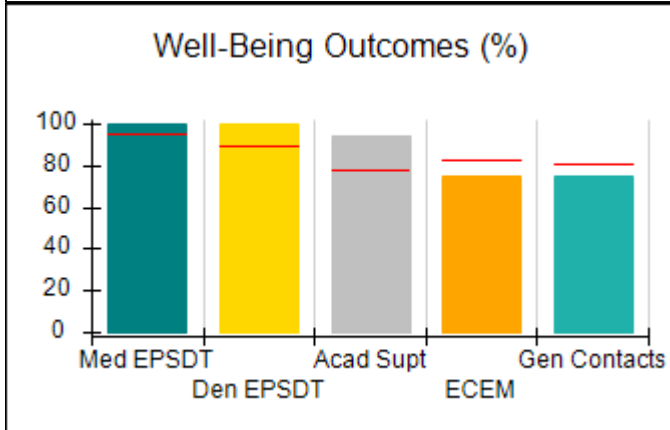
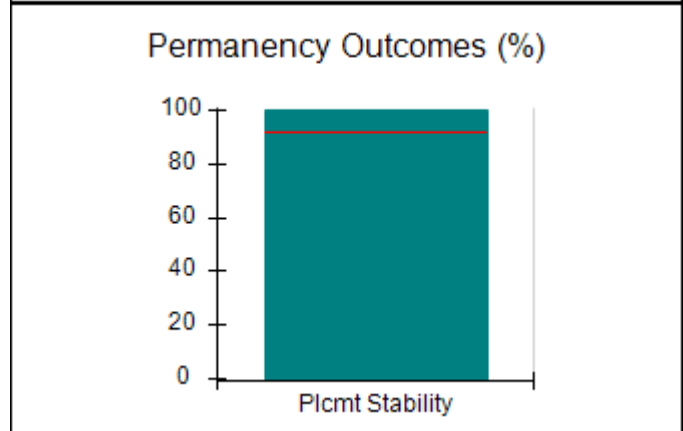
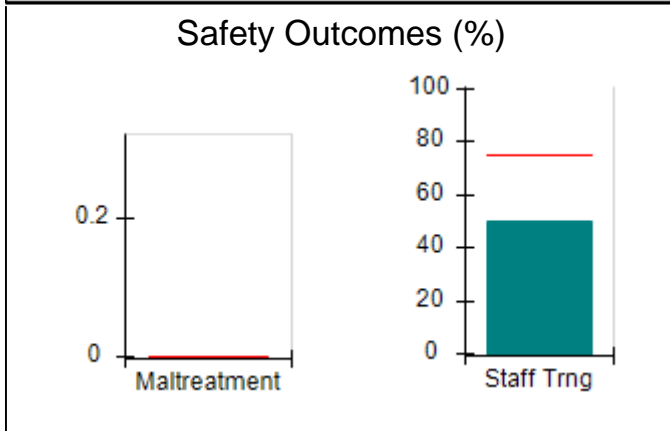
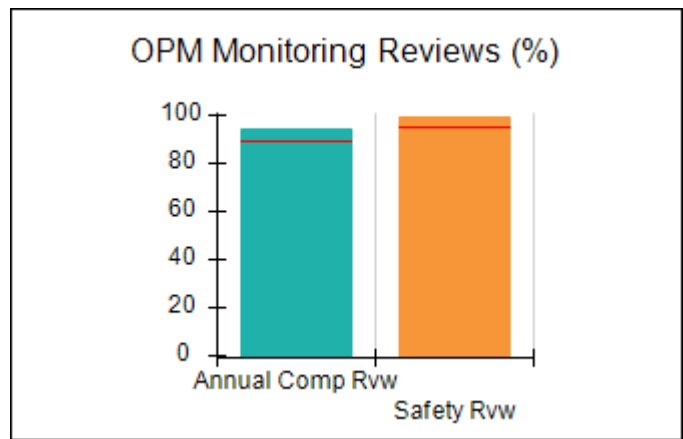
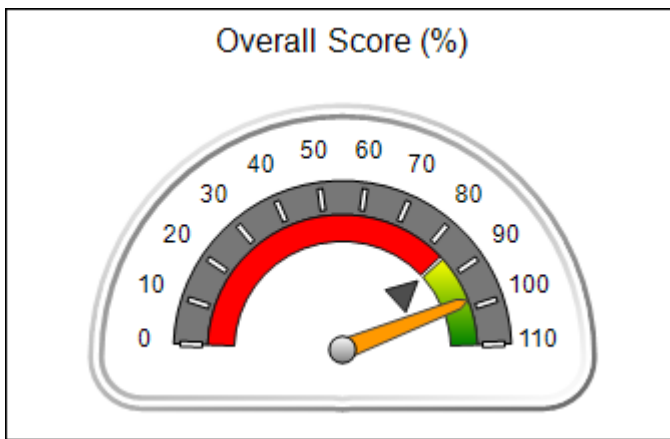
131 Old Augusta Road Central, Rincon, GA 31326
Phone: 912-754-9797
Vendor ID# 79727

Quarterly Scores (Grades)		Current Quarter Score (Grade)
Q1: 89.36 (B+)	Q2: 97.91 (A+)	97.91% (A+)
Q3: N/A	Q4: N/A	

Program Census Information:	# Children in Care During Quarter: 7	# Placements During Quarter: 7	# Children in Care On Last Day: 5
-----------------------------	--------------------------------------	--------------------------------	-----------------------------------

Quarterly Provider Comparisons to All CCIs

▼ — indicates average for all CCIs





DHS, DFCS, Office of Provider Management
Performance-Based Placement Measures
RBWO Provider GA+SCORECARD - CCI



Report Quarter: Q2 FY2017

Provider/Program Name: Treutlen House at New Ebenezer, Inc. - (4228) - CCI

131 Old Augusta Road Central, Rincon, GA 31326 Phone: 912-754-9797 Vendor ID# 79727	Quarterly Scores (Grades)		Current Quarter Score (Grade)
	Q1: 89.36 (B+)	Q2: 97.91 (A+)	97.91%
	Q3: N/A	Q4: N/A	(A+)

Program Census Information:	# Children in Care During Quarter: 7	# Placements During Quarter: 7	# Children in Care On Last Day: 5
------------------------------------	--------------------------------------	--------------------------------	-----------------------------------

	Avg Performance All CCIs (%)	Provider Performance (%)*	Possible Points (Weight)	Provider Points Earned
--	-------------------------------------	----------------------------------	---------------------------------	-------------------------------

OPM Monitoring Reviews

Annual Comprehensive Reviews	89%	95%	25	23.67
Safety Reviews	95%	99%	15	14.92
Monitoring Sub-Total			40	38.59

CCI Safety Outcomes

Incidence of Maltreatment	0.00%	No Substantiated Reports	10	10.00
Staff Training	75%	50%	10	5.00
Safety Sub-Total			20	15.00

CCI Permanency Outcomes

Placement Stability	92%	100%	15	15.00
Permanency Sub-Total			15	15.00

CCI Well-Being Outcomes

EPSDT Medical Visits	94%	100%	4	4.00
EPSDT Dental Visits	89%	100%	4	4.00
Academic Supports	77%	94%	3	2.82
Provider ECEM Visits	83%	75%	7	5.25
Provider General Contacts	80%	75%	7	5.25
Placements with Siblings	34%	0%	Not Scored	Not Scored
Placements within Legal County	16%	0%	Not Scored	Not Scored
Well-Being Sub-Total			25	21.32

*Performance calculation descriptions can be found in the FY 2017 RBWO PBP Measurements and Standards Guide.

Monitoring & Outcomes: Possible Points = 100		Points Earned = 89.91	
Score Before Incentives Credit			89.91%
Incentives Awarded			8.00 pts
PBP Verification			N/A pts
Total Score			97.91%



DHS, DFCS, Office of Provider Management
Performance-Based Placement Measures
RBWO Provider GA+SCORECARD - CCI



Report Quarter: Q2 FY2017

Provider/Program Name: Treutlen House at New Ebenezer, Inc. - (4228) - CCI

Program Census Information:		# Children in Care During Quarter: 7	# Placements During Quarter: 7	# Children in Care On Last Day: 5
CCI Incentive Credits	Avg Performance All CCIs (Points)	Provider Performance (%)*	Possible Points (Weight)	Provider Points Earned
Early EPSDT Medical Visits		100%	2	2.00
Early EPSDT Dental Visits		100%	2	2.00
Permanency Contacts		None Planned	5	
Additional Academic Supports		0%	2	0.00
Active Agency Accreditation		0%	4	0.00
Staff Clinical Licensure		0%	5	0.00
Behavior Management (threshold = 0)		100%	4	4.00
Incentives Total	7.31		24	8.00
Maximum total combined incentive credit allowed is 10 points.			Incentives Awarded	8.00

*Performance calculation descriptions can be found in the FY 2017 RBWO PBP Measurements and Standards Guide.

Child Protective Services Investigations and Dispositions

The following investigations data, which is not used for scoring but is considered significant to a provider's performance, is from Georgia SHINES and is not considered final or complete until the end of the fiscal year.

Total Reports:	3	
Number Screened In:	0	
Number Screened Out:	3	
Number Substantiated:	0	
Number Unsubstantiated:	0	
Number Active CPS Investigations:	0	



DHS, DFCS, Office of Provider Management
Performance-Based Placement Measures
RBWO Provider GA+SCORECARD - CCI



Report Quarter: Q2 FY2017

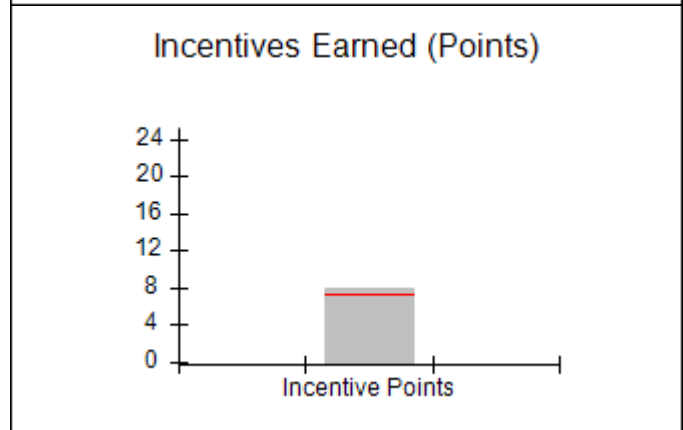
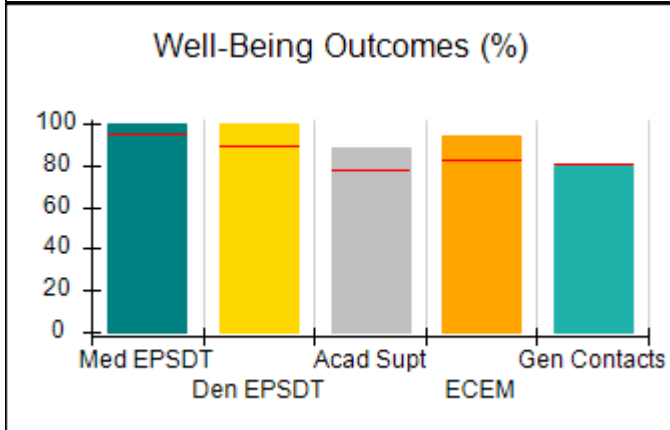
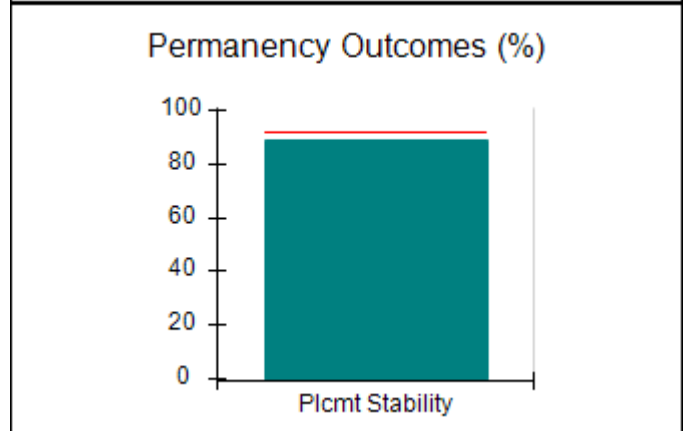
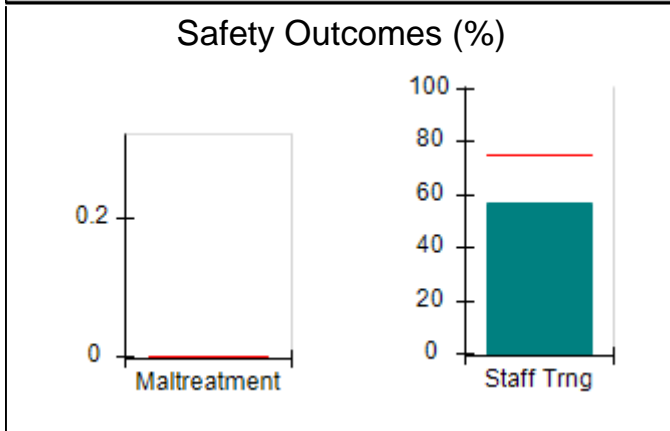
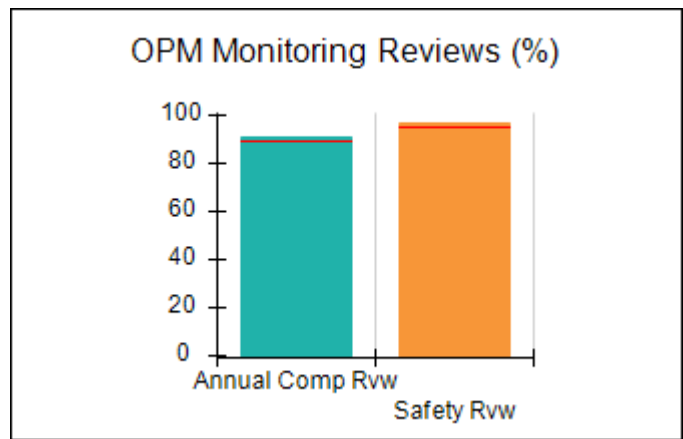
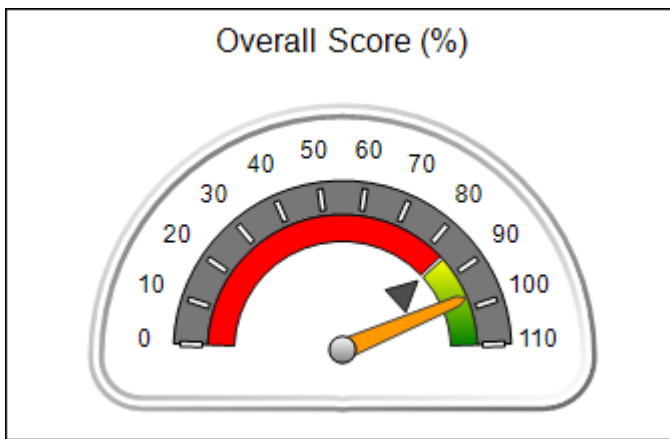
Provider/Program Name: Turning Point Homes - Ahmonie's Cottage (1003) - CCI

3847 Waldrop Road, Decatur, GA 30034 Phone: 678-343-1219 Vendor ID# 51758	Quarterly Scores (Grades)		Current Quarter Score (Grade)
	Q1: 102.20 (A+)	Q2: 97.02 (A+)	97.02% (A+)
	Q3: N/A	Q4: N/A	

Program Census Information:	# Children in Care During Quarter: 9	# Placements During Quarter: 9	# Children in Care On Last Day: 5
-----------------------------	--------------------------------------	--------------------------------	-----------------------------------

Quarterly Provider Comparisons to All CCIs

▼ — indicates average for all CCIs





DHS, DFCS, Office of Provider Management
Performance-Based Placement Measures
RBWO Provider GA+SCORECARD - CCI



Report Quarter: Q2 FY2017

Provider/Program Name: Turning Point Homes - Ahmonie's Cottage (1003) - CCI				
3847 Waldrop Road, Decatur, GA 30034 Phone: 678-343-1219 Vendor ID# 51758		Quarterly Scores (Grades)		Current Quarter Score (Grade)
		Q1: 102.20 (A+)	Q2: 97.02 (A+)	97.02% (A+)
		Q3: N/A	Q4: N/A	
Program Census Information:		# Children in Care During Quarter: 9	# Placements During Quarter: 9	# Children in Care On Last Day: 5
	Avg Performance All CCIs (%)	Provider Performance (%)*	Possible Points (Weight)	Provider Points Earned
OPM Monitoring Reviews				
Annual Comprehensive Reviews	89%	91%	25	22.67
Safety Reviews	95%	97%	15	14.48
Monitoring Sub-Total			40	37.15
CCI Safety Outcomes				
Incidence of Maltreatment	0.00%	No Substantiated Reports	10	10.00
Staff Training	75%	57%	10	5.70
Safety Sub-Total			20	15.70
CCI Permanency Outcomes				
Placement Stability	92%	89%	15	13.35
Permanency Sub-Total			15	13.35
CCI Well-Being Outcomes				
EPSDT Medical Visits	94%	100%	4	4.00
EPSDT Dental Visits	89%	100%	4	4.00
Academic Supports	77%	88%	3	2.64
Provider ECEM Visits	83%	94%	7	6.58
Provider General Contacts	80%	80%	7	5.60
Placements with Siblings	34%	Not Eligible	Not Scored	Not Scored
Placements within Legal County	16%	33%	Not Scored	Not Scored
Well-Being Sub-Total			25	22.82
*Performance calculation descriptions can be found in the FY 2017 RBWO PBP Measurements and Standards Guide.				

Monitoring & Outcomes: Possible Points = 100	Points Earned = 89.02
Score Before Incentives Credit	89.02%
Incentives Awarded	8.00 pts
PBP Verification	N/A pts
Total Score	97.02%



DHS, DFCS, Office of Provider Management
Performance-Based Placement Measures
RBWO Provider GA+SCORECARD - CCI



Report Quarter: Q2 FY2017

Provider/Program Name: Turning Point Homes - Ahmonie's Cottage (1003) - CCI

Program Census Information:		# Children in Care During Quarter: 9	# Placements During Quarter: 9	# Children in Care On Last Day: 5
CCI Incentive Credits	Avg Performance All CCIs (Points)	Provider Performance (%)*	Possible Points (Weight)	Provider Points Earned
Early EPSDT Medical Visits		100%	2	2.00
Early EPSDT Dental Visits		100%	2	2.00
Permanency Contacts		0%	5	0.00
Additional Academic Supports		0%	2	0.00
Active Agency Accreditation		0%	4	0.00
Staff Clinical Licensure		0%	5	0.00
Behavior Management (threshold = 0)		100%	4	4.00
Incentives Total	7.31		24	8.00
Maximum total combined incentive credit allowed is 10 points.			Incentives Awarded	8.00

*Performance calculation descriptions can be found in the FY 2017 RBWO PBP Measurements and Standards Guide.

Child Protective Services Investigations and Dispositions

The following investigations data, which is not used for scoring but is considered significant to a provider's performance, is from Georgia SHINES and is not considered final or complete until the end of the fiscal year.

Total Reports:	0	
Number Screened In:	0	
Number Screened Out:	0	
Number Substantiated:	0	
Number Unsubstantiated:	0	
Number Active CPS Investigations:	0	



DHS, DFCS, Office of Provider Management
Performance-Based Placement Measures
RBWO Provider GA+SCORECARD - CCI



Report Quarter: Q2 FY2017

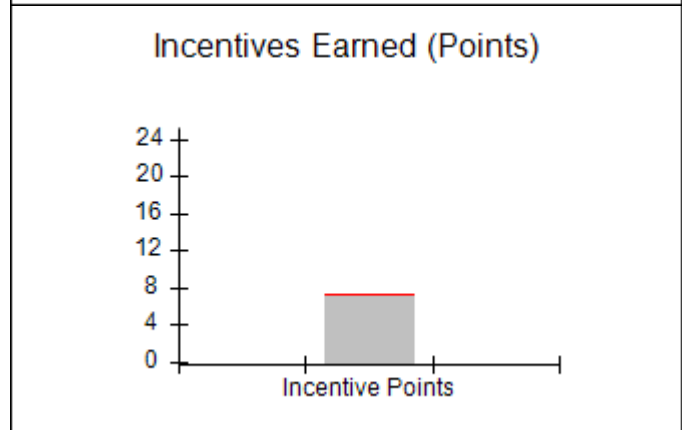
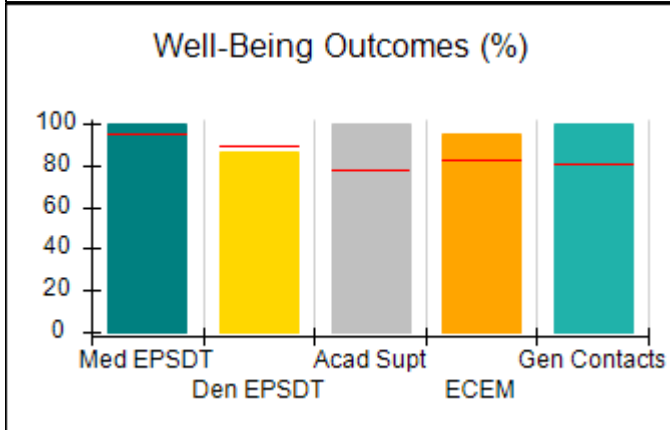
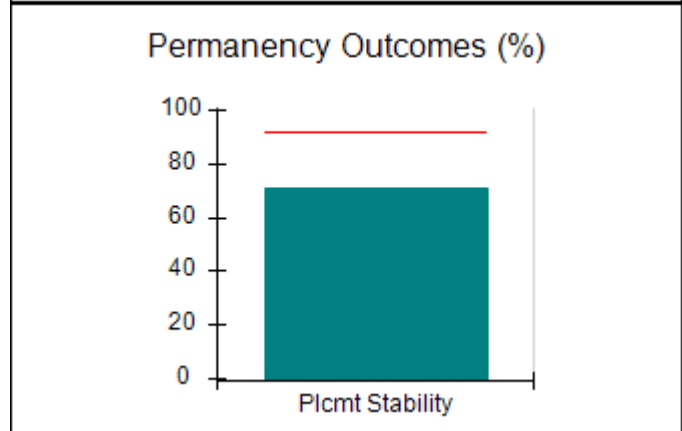
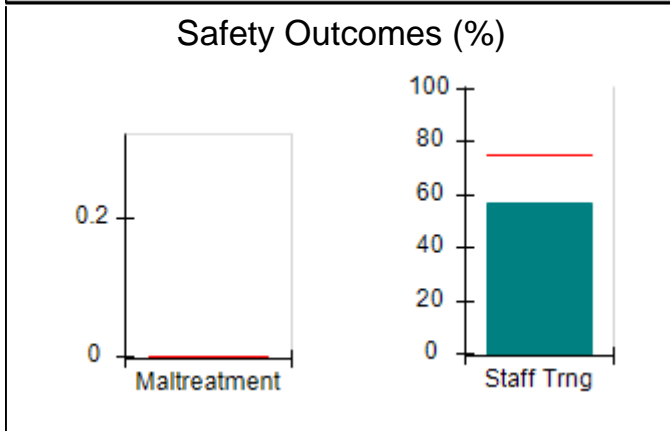
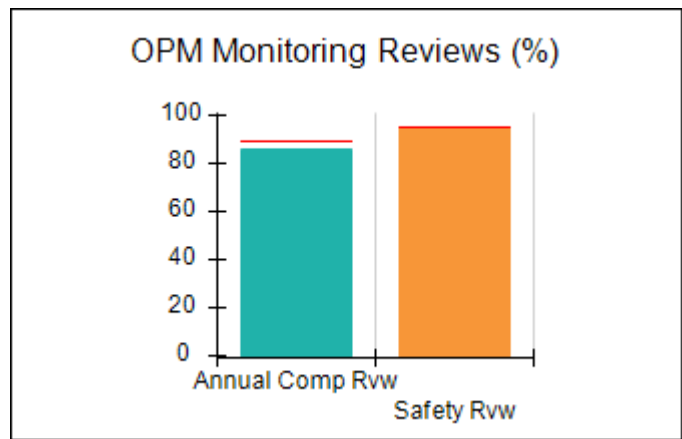
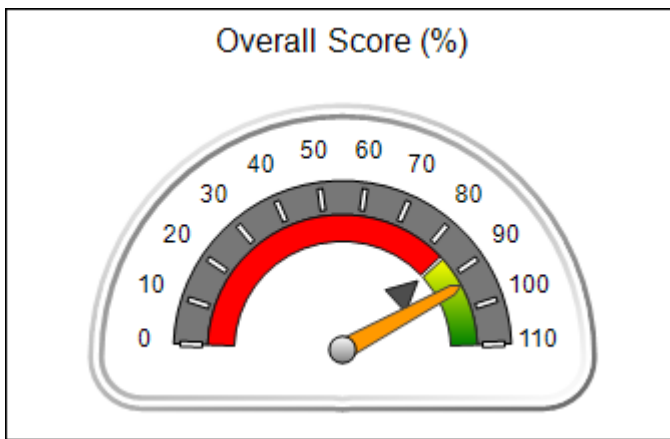
Provider/Program Name: Turning Point Homes - Francois Cottage (829) - CCI

3396 Wesley Chapel Rd., Decatur, GA 30034 Phone: 678-343-1219 Vendor ID# 35603	Quarterly Scores (Grades)		Current Quarter Score (Grade)
	Q1: 98.74 (A+)	Q2: 93.49 (A-)	93.49% (A-)
	Q3: N/A	Q4: N/A	

Program Census Information:	# Children in Care During Quarter: 14	# Placements During Quarter: 14	# Children in Care On Last Day: 8
-----------------------------	---------------------------------------	---------------------------------	-----------------------------------

Quarterly Provider Comparisons to All CCIs

▼ — indicates average for all CCIs





DHS, DFCS, Office of Provider Management
Performance-Based Placement Measures
RBWO Provider GA+SCORECARD - CCI



Report Quarter: Q2 FY2017

Provider/Program Name: Turning Point Homes - Francois Cottage (829) - CCI				
3396 Wesley Chapel Rd., Decatur, GA 30034 Phone: 678-343-1219 Vendor ID# 35603		Quarterly Scores (Grades)		Current Quarter Score (Grade)
		Q1: 98.74 (A+)	Q2: 93.49 (A-)	93.49% (A-)
		Q3: N/A	Q4: N/A	
Program Census Information:		# Children in Care During Quarter: 14	# Placements During Quarter: 14	# Children in Care On Last Day: 8
	Avg Performance All CCIs (%)	Provider Performance (%)*	Possible Points (Weight)	Provider Points Earned
OPM Monitoring Reviews				
Annual Comprehensive Reviews	89%	86%	25	21.42
Safety Reviews	95%	95%	15	14.30
Monitoring Sub-Total			40	35.71
CCI Safety Outcomes				
Incidence of Maltreatment	0.00%	No Substantiated Reports	10	10.00
Staff Training	75%	57%	10	5.70
Safety Sub-Total			20	15.70
CCI Permanency Outcomes				
Placement Stability	92%	71%	15	10.65
Permanency Sub-Total			15	10.65
CCI Well-Being Outcomes				
EPSDT Medical Visits	94%	100%	4	4.00
EPSDT Dental Visits	89%	86%	4	3.44
Academic Supports	77%	100%	3	3.00
Provider ECEM Visits	83%	95%	7	6.65
Provider General Contacts	80%	100%	7	7.00
Placements with Siblings	34%	Not Eligible	Not Scored	Not Scored
Placements within Legal County	16%	0%	Not Scored	Not Scored
Well-Being Sub-Total			25	24.09

*Performance calculation descriptions can be found in the FY 2017 RBWO PBP Measurements and Standards Guide.

Monitoring & Outcomes: Possible Points = 100	Points Earned = 86.15
Score Before Incentives Credit	86.15%
Incentives Awarded	7.34 pts
PBP Verification	N/A pts
Total Score	93.49%



DHS, DFCS, Office of Provider Management
Performance-Based Placement Measures
RBWO Provider GA+SCORECARD - CCI



Report Quarter: Q2 FY2017

Provider/Program Name: Turning Point Homes - Francois Cottage (829) - CCI

Program Census Information:		# Children in Care During Quarter: 14	# Placements During Quarter: 14	# Children in Care On Last Day: 8
CCI Incentive Credits	Avg Performance All CCIs (Points)	Provider Performance (%)*	Possible Points (Weight)	Provider Points Earned
Early EPSDT Medical Visits		100%	2	2.00
Early EPSDT Dental Visits		67%	2	1.34
Permanency Contacts		0%	5	0.00
Additional Academic Supports		0%	2	0.00
Active Agency Accreditation		0%	4	0.00
Staff Clinical Licensure		0%	5	0.00
Behavior Management (threshold = 0)		100%	4	4.00
Incentives Total	7.31		24	7.34
Maximum total combined incentive credit allowed is 10 points.			Incentives Awarded	7.34

*Performance calculation descriptions can be found in the FY 2017 RBWO PBP Measurements and Standards Guide.

Child Protective Services Investigations and Dispositions

The following investigations data, which is not used for scoring but is considered significant to a provider's performance, is from Georgia SHINES and is not considered final or complete until the end of the fiscal year.

Total Reports:	0	
Number Screened In:	0	
Number Screened Out:	0	
Number Substantiated:	0	
Number Unsubstantiated:	0	
Number Active CPS Investigations:	0	



DHS, DFCS, Office of Provider Management
Performance-Based Placement Measures
RBWO Provider GA+SCORECARD - CCI



Report Quarter: Q2 FY2017

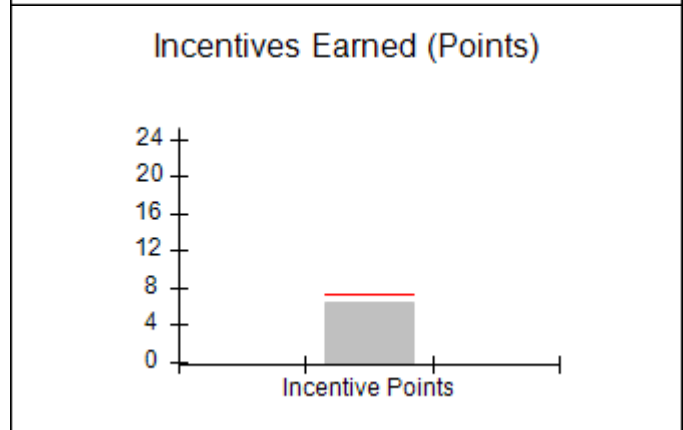
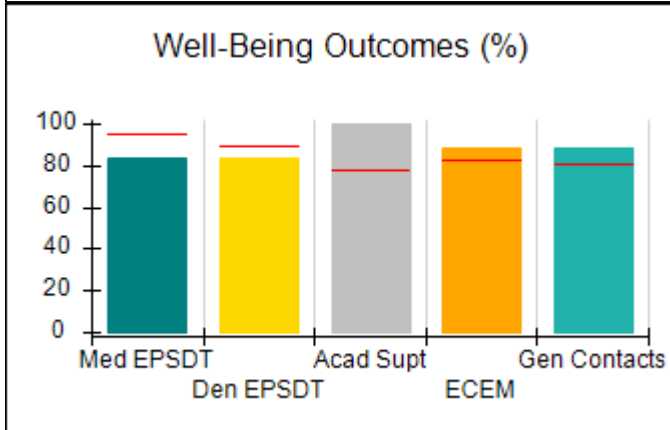
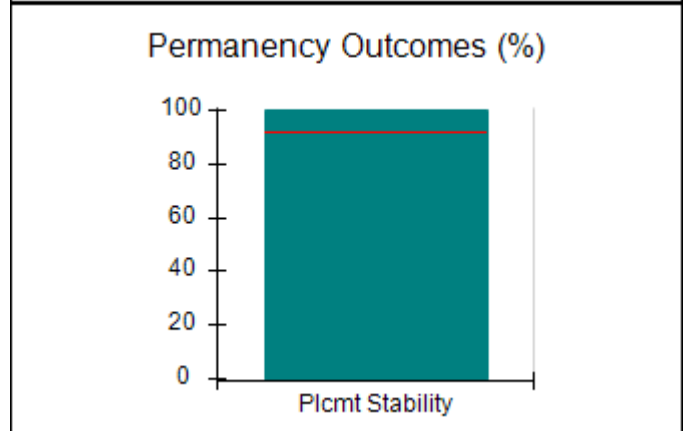
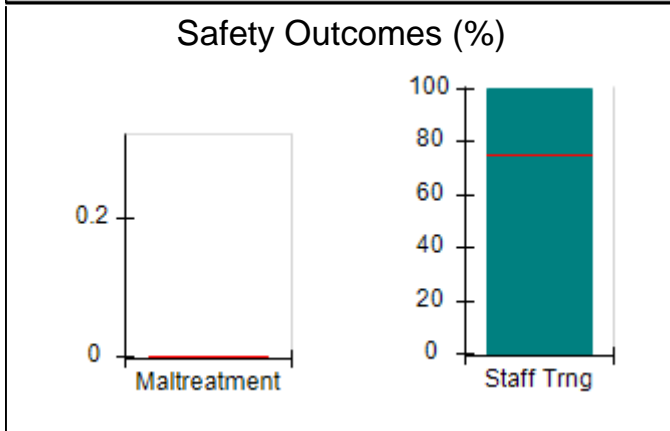
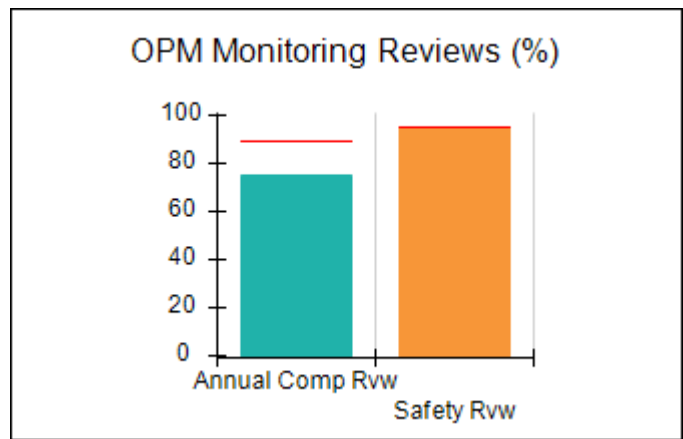
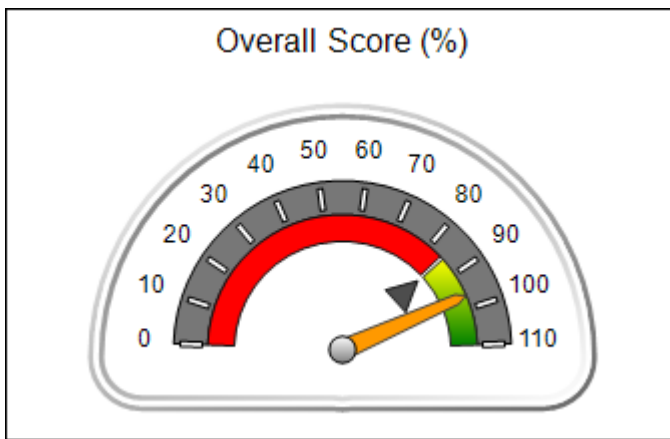
Provider/Program Name: Turning Point Homes - Joshua Cottage I (830) - CCI

672 Kenilworth Cir., Stone Mountain, GA 30083 Phone: 678-343-1219 Vendor ID# 35602	Quarterly Scores (Grades)		Current Quarter Score (Grade)
	Q1: 98.68 (A+)	Q2: 96.44 (A)	96.44% (A)
	Q3: N/A	Q4: N/A	

Program Census Information:	# Children in Care During Quarter: 9	# Placements During Quarter: 9	# Children in Care On Last Day: 7
-----------------------------	--------------------------------------	--------------------------------	-----------------------------------

Quarterly Provider Comparisons to All CCIs

▼ — indicates average for all CCIs





DHS, DFCS, Office of Provider Management
Performance-Based Placement Measures
RBWO Provider GA+SCORECARD - CCI



Report Quarter: Q2 FY2017

Provider/Program Name: Turning Point Homes - Joshua Cottage I (830) - CCI				
672 Kenilworth Cir., Stone Mountain, GA 30083 Phone: 678-343-1219 Vendor ID# 35602		Quarterly Scores (Grades)		Current Quarter Score (Grade)
		Q1: 98.68 (A+)	Q2: 96.44 (A)	96.44% (A)
		Q3: N/A	Q4: N/A	
Program Census Information:		# Children in Care During Quarter: 9	# Placements During Quarter: 9	# Children in Care On Last Day: 7
	Avg Performance All CCIs (%)	Provider Performance (%)*	Possible Points (Weight)	Provider Points Earned
OPM Monitoring Reviews				
Annual Comprehensive Reviews	89%	75%	25	18.86
Safety Reviews	95%	95%	15	14.28
Monitoring Sub-Total			40	33.14
CCI Safety Outcomes				
Incidence of Maltreatment	0.00%	No Substantiated Reports	10	10.00
Staff Training	75%	100%	10	10.00
Safety Sub-Total			20	20.00
CCI Permanency Outcomes				
Placement Stability	92%	100%	15	15.00
Permanency Sub-Total			15	15.00
CCI Well-Being Outcomes				
EPSDT Medical Visits	94%	83%	4	3.32
EPSDT Dental Visits	89%	83%	4	3.32
Academic Supports	77%	100%	3	3.00
Provider ECEM Visits	83%	88%	7	6.16
Provider General Contacts	80%	88%	7	6.16
Placements with Siblings	34%	Not Eligible	Not Scored	Not Scored
Placements within Legal County	16%	0%	Not Scored	Not Scored
Well-Being Sub-Total			25	21.96

*Performance calculation descriptions can be found in the FY 2017 RBWO PBP Measurements and Standards Guide.

Monitoring & Outcomes: Possible Points = 100	Points Earned = 90.10
Score Before Incentives Credit	90.10%
Incentives Awarded	6.34 pts
PBP Verification	N/A pts
Total Score	96.44%



DHS, DFCS, Office of Provider Management
Performance-Based Placement Measures
RBWO Provider GA+SCORECARD - CCI



Report Quarter: Q2 FY2017

Provider/Program Name: Turning Point Homes - Joshua Cottage I (830) - CCI

Program Census Information:		# Children in Care During Quarter: 9	# Placements During Quarter: 9	# Children in Care On Last Day: 7
CCI Incentive Credits	Avg Performance All CCIs (Points)	Provider Performance (%)*	Possible Points (Weight)	Provider Points Earned
Early EPSDT Medical Visits		50%	2	1.00
Early EPSDT Dental Visits		67%	2	1.34
Permanency Contacts		0%	5	0.00
Additional Academic Supports		0%	2	0.00
Active Agency Accreditation		0%	4	0.00
Staff Clinical Licensure		0%	5	0.00
Behavior Management (threshold = 0)		100%	4	4.00
Incentives Total	7.31		24	6.34
Maximum total combined incentive credit allowed is 10 points.			Incentives Awarded	6.34

*Performance calculation descriptions can be found in the FY 2017 RBWO PBP Measurements and Standards Guide.

Child Protective Services Investigations and Dispositions

The following investigations data, which is not used for scoring but is considered significant to a provider's performance, is from Georgia SHINES and is not considered final or complete until the end of the fiscal year.

Total Reports:	0	
Number Screened In:	0	
Number Screened Out:	0	
Number Substantiated:	0	
Number Unsubstantiated:	0	
Number Active CPS Investigations:	0	



DHS, DFCS, Office of Provider Management
Performance-Based Placement Measures
RBWO Provider GA+SCORECARD - CCI



Report Quarter: Q2 FY2017

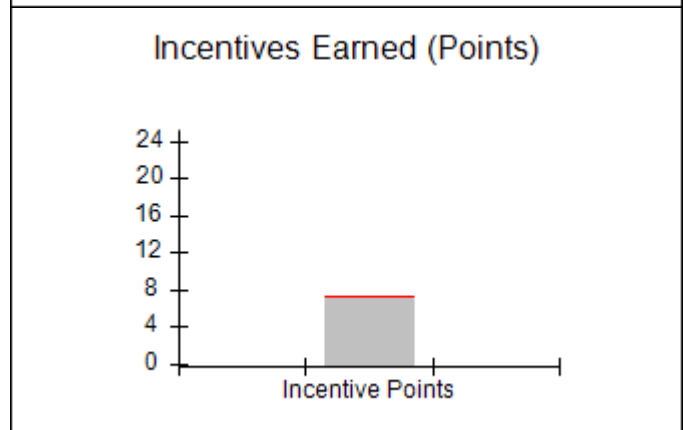
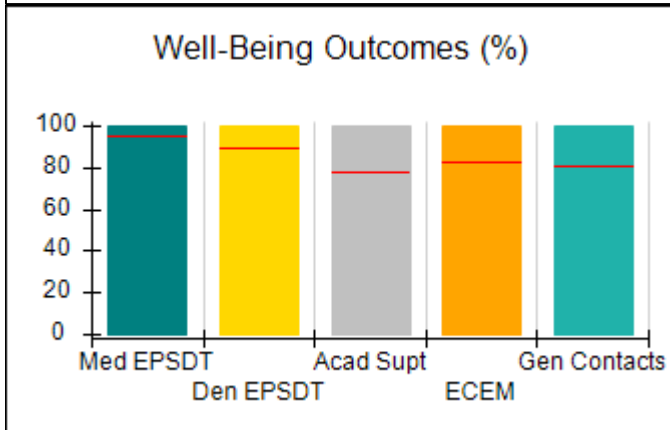
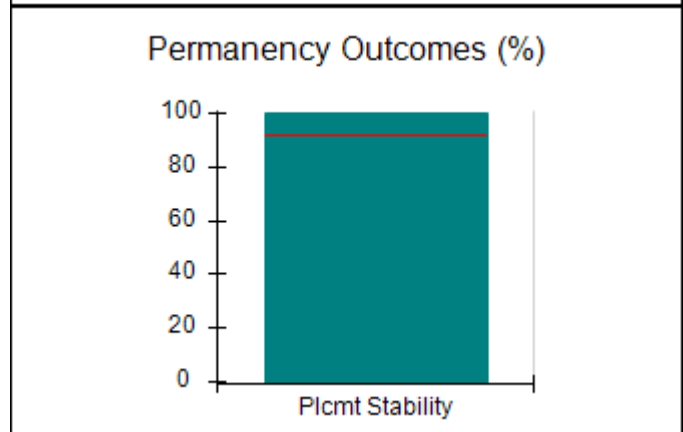
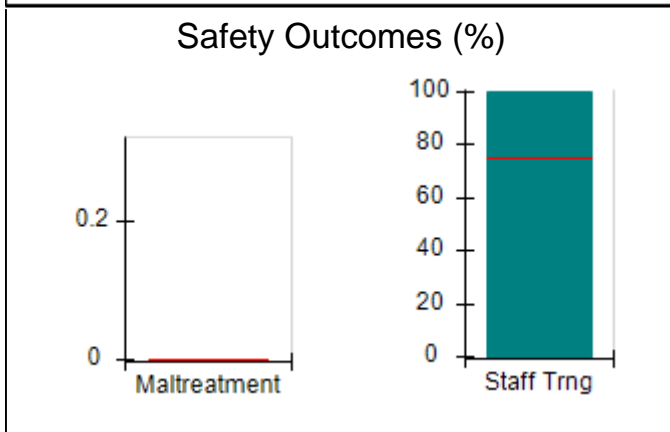
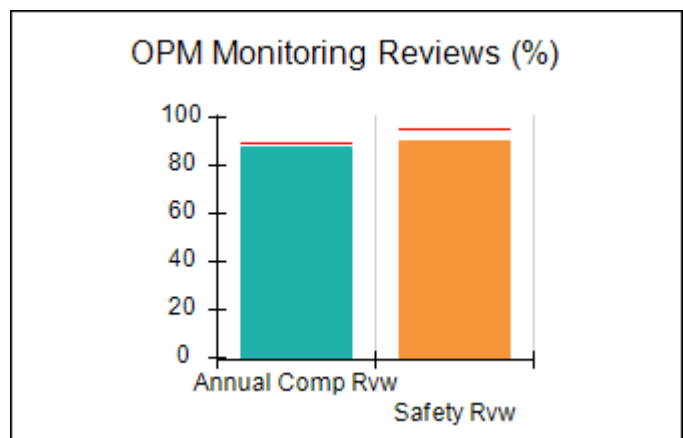
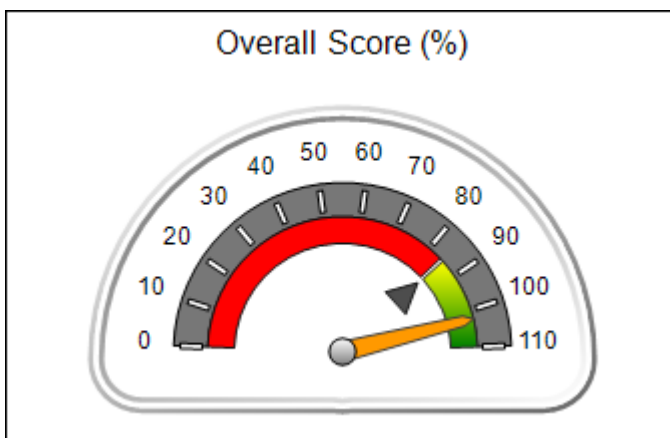
Provider/Program Name: Turning Point Homes - Turning Point Cottage (833) - CCI

3392 Wesley Chapel Rd., Decatur, GA 30034 Phone: 678-343-1219 Vendor ID# 35604	Quarterly Scores (Grades)		Current Quarter Score (Grade)
	Q1: 87.81 (B+)	Q2: 102.42 (A+)	102.42% (A+)
	Q3: N/A	Q4: N/A	

Program Census Information:	# Children in Care During Quarter: 6	# Placements During Quarter: 6	# Children in Care On Last Day: 6
-----------------------------	--------------------------------------	--------------------------------	-----------------------------------

Quarterly Provider Comparisons to All CCIs

▼ — indicates average for all CCIs





DHS, DFCS, Office of Provider Management
Performance-Based Placement Measures
RBWO Provider GA+SCORECARD - CCI



Report Quarter: Q2 FY2017

Provider/Program Name: Turning Point Homes - Turning Point Cottage (833) - CCI				
3392 Wesley Chapel Rd., Decatur, GA 30034 Phone: 678-343-1219 Vendor ID# 35604		Quarterly Scores (Grades)		Current Quarter Score (Grade)
		Q1: 87.81 (B+)	Q2: 102.42 (A+)	102.42% (A+)
		Q3: N/A	Q4: N/A	
Program Census Information:		# Children in Care During Quarter: 6	# Placements During Quarter: 6	# Children in Care On Last Day: 6
	Avg Performance All CCIs (%)	Provider Performance (%)*	Possible Points (Weight)	Provider Points Earned
OPM Monitoring Reviews				
Annual Comprehensive Reviews	89%	87%	25	21.87
Safety Reviews	95%	90%	15	13.55
Monitoring Sub-Total			40	35.42
CCI Safety Outcomes				
Incidence of Maltreatment	0.00%	No Substantiated Reports	10	10.00
Staff Training	75%	100%	10	10.00
Safety Sub-Total			20	20.00
CCI Permanency Outcomes				
Placement Stability	92%	100%	15	15.00
Permanency Sub-Total			15	15.00
CCI Well-Being Outcomes				
EPSDT Medical Visits	94%	100%	4	4.00
EPSDT Dental Visits	89%	100%	4	4.00
Academic Supports	77%	100%	3	3.00
Provider ECEM Visits	83%	100%	7	7.00
Provider General Contacts	80%	100%	7	7.00
Placements with Siblings	34%	Not Eligible	Not Scored	Not Scored
Placements within Legal County	16%	Not Eligible	Not Scored	Not Scored
Well-Being Sub-Total			25	25.00
*Performance calculation descriptions can be found in the FY 2017 RBWO PBP Measurements and Standards Guide.				

Monitoring & Outcomes: Possible Points = 100	Points Earned = 95.42
Score Before Incentives Credit	95.42%
Incentives Awarded	7.00 pts
PBP Verification	N/A pts
Total Score	102.42%



DHS, DFCS, Office of Provider Management
Performance-Based Placement Measures
RBWO Provider GA+SCORECARD - CCI



Report Quarter: Q2 FY2017

Provider/Program Name: Turning Point Homes - Turning Point Cottage (833) - CCI

Program Census Information:		# Children in Care During Quarter: 6	# Placements During Quarter: 6	# Children in Care On Last Day: 6
CCI Incentive Credits	Avg Performance All CCIs (Points)	Provider Performance (%)*	Possible Points (Weight)	Provider Points Earned
Early EPSDT Medical Visits		50%	2	1.00
Early EPSDT Dental Visits		100%	2	2.00
Permanency Contacts		0%	5	0.00
Additional Academic Supports		0%	2	0.00
Active Agency Accreditation		0%	4	0.00
Staff Clinical Licensure		0%	5	0.00
Behavior Management (threshold = 0)		100%	4	4.00
Incentives Total	7.31		24	7.00
Maximum total combined incentive credit allowed is 10 points.			Incentives Awarded	7.00

*Performance calculation descriptions can be found in the FY 2017 RBWO PBP Measurements and Standards Guide.

Child Protective Services Investigations and Dispositions

The following investigations data, which is not used for scoring but is considered significant to a provider's performance, is from Georgia SHINES and is not considered final or complete until the end of the fiscal year.

Total Reports:	0	
Number Screened In:	0	
Number Screened Out:	0	
Number Substantiated:	0	
Number Unsubstantiated:	0	
Number Active CPS Investigations:	0	



Performance-Based Placement Measures RBWO Provider GA+SCORECARD - CCI

Report Quarter: Q2 FY2017

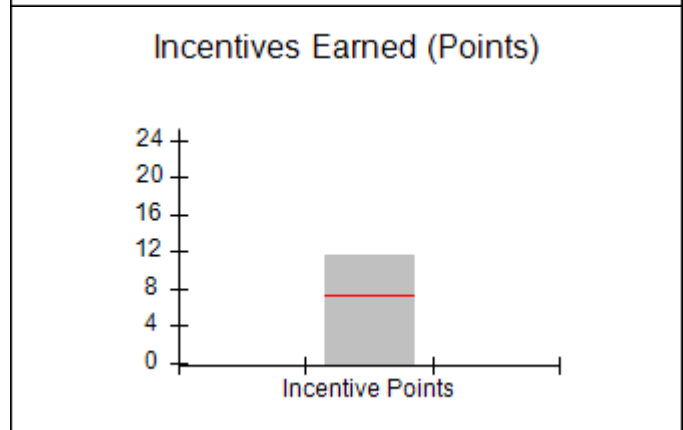
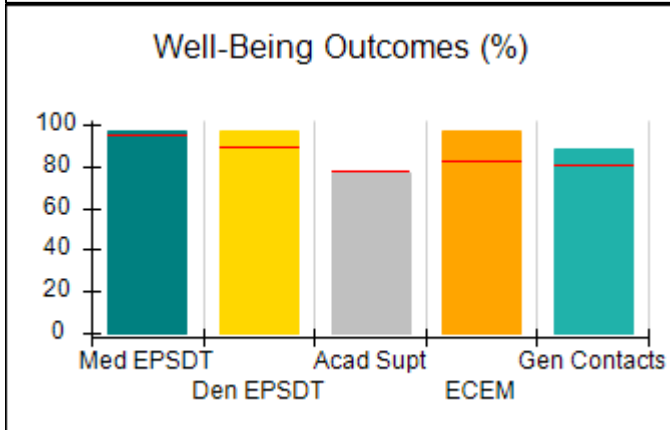
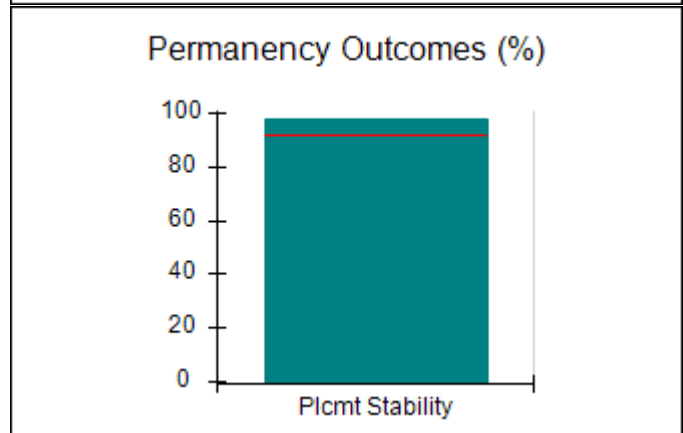
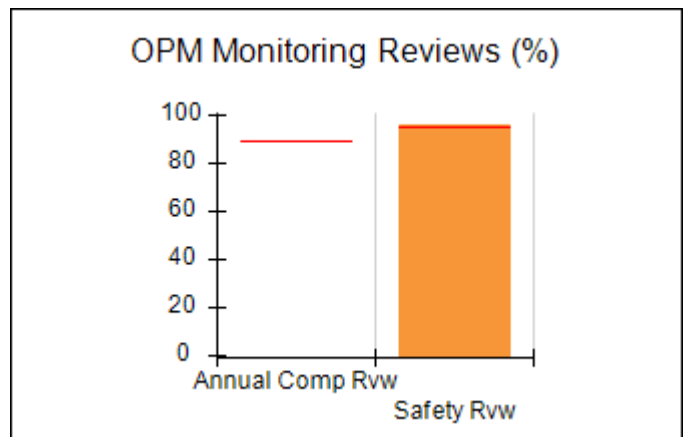
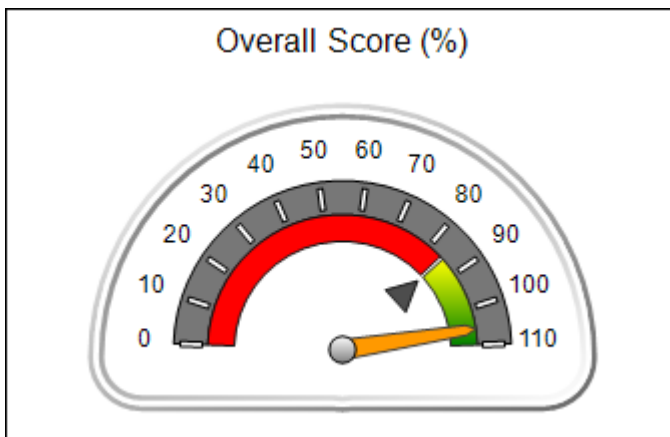
Provider/Program Name: Twin Cedars Youth Services (formerly Georgia Industrial Children's Home) - Campus of Twin Cedar Youth Service (4340) - CCI

4690 N. Mumford Rd., Macon, GA 31210 Phone: 478-474-8220 Vendor ID# 78675	Quarterly Scores (Grades)		Current Quarter Score (Grade)
	Q1: 101.85 (A+)	Q2: 105.68 (A+)	105.68% (A+)
	Q3: N/A	Q4: N/A	

Program Census Information:	# Children in Care During Quarter: 46	# Placements During Quarter: 47	# Children in Care On Last Day: 36
-----------------------------	---------------------------------------	---------------------------------	------------------------------------

Quarterly Provider Comparisons to All CCIs

▼ — indicates average for all CCIs





DHS, DFCS, Office of Provider Management
Performance-Based Placement Measures
RBWO Provider GA+SCORECARD - CCI



Report Quarter: Q2 FY2017

Provider/Program Name: Twin Cedars Youth Services (formerly Georgia Industrial Children's Home) - Campus of Twin Cedar Youth Service (4340) - CCI				
4690 N. Mumford Rd., Macon, GA 31210 Phone: 478-474-8220 Vendor ID# 78675		Quarterly Scores (Grades)		Current Quarter Score (Grade)
		Q1: 101.85 (A+)	Q2: 105.68 (A+)	105.68% (A+)
		Q3: N/A	Q4: N/A	
Program Census Information:		# Children in Care During Quarter: 46	# Placements During Quarter: 47	# Children in Care On Last Day: 36
	Avg Performance All CCIs (%)	Provider Performance (%)*	Possible Points (Weight)	Provider Points Earned
OPM Monitoring Reviews				
Annual Comprehensive Reviews	89%	Not Yet Conducted		
Safety Reviews	95%	96%	15	14.44
Monitoring Sub-Total			15	14.44
CCI Safety Outcomes				
Incidence of Maltreatment	0.00%	No Substantiated Reports	10	10.00
Staff Training	75%	96%	10	9.60
Safety Sub-Total			20	19.60
CCI Permanency Outcomes				
Placement Stability	92%	98%	15	14.70
Permanency Sub-Total			15	14.70
CCI Well-Being Outcomes				
EPSDT Medical Visits	94%	97%	4	3.88
EPSDT Dental Visits	89%	97%	4	3.88
Academic Supports	77%	77%	3	2.31
Provider ECEM Visits	83%	97%	7	6.79
Provider General Contacts	80%	88%	7	6.16
Placements with Siblings	34%	0%	Not Scored	Not Scored
Placements within Legal County	16%	10%	Not Scored	Not Scored
Well-Being Sub-Total			25	23.02
*Performance calculation descriptions can be found in the FY 2017 RBWO PBP Measurements and Standards Guide.				

Monitoring & Outcomes: Possible Points = 75	Points Earned = 71.76
Score Before Incentives Credit	95.68%
Incentives Awarded	10.00 pts
PBP Verification	N/A pts
Total Score	105.68%



DHS, DFCS, Office of Provider Management
Performance-Based Placement Measures
RBWO Provider GA+SCORECARD - CCI



Report Quarter: Q2 FY2017

Provider/Program Name: Twin Cedars Youth Services (formerly Georgia Industrial Children's Home) - Campus of Twin Cedar Youth Service (4340) - CCI

Program Census Information:		# Children in Care During Quarter: 46	# Placements During Quarter: 47	# Children in Care On Last Day: 36
CCI Incentive Credits	Avg Performance All CCIs (Points)	Provider Performance (%)*	Possible Points (Weight)	Provider Points Earned
Early EPSDT Medical Visits		67%	2	1.34
Early EPSDT Dental Visits		94%	2	1.88
Permanency Contacts		30%	5	1.50
Additional Academic Supports		41%	2	0.82
Active Agency Accreditation		50%	4	2.00
Staff Clinical Licensure		0%	5	0.00
Behavior Management (threshold = 0)		100%	4	4.00
Incentives Total	7.31		24	11.54
Maximum total combined incentive credit allowed is 10 points.			Incentives Awarded	10.00

*Performance calculation descriptions can be found in the FY 2017 RBWO PBP Measurements and Standards Guide.

Child Protective Services Investigations and Dispositions	
The following investigations data, which is not used for scoring but is considered significant to a provider's performance, is from Georgia SHINES and is not considered final or complete until the end of the fiscal year.	
Total Reports:	4
Number Screened In:	3
Number Screened Out:	1
Number Substantiated:	0
Number Unsubstantiated:	2
Number Active CPS Investigations:	1



Performance-Based Placement Measures RBWO Provider GA+SCORECARD - CCI

Report Quarter: Q2 FY2017

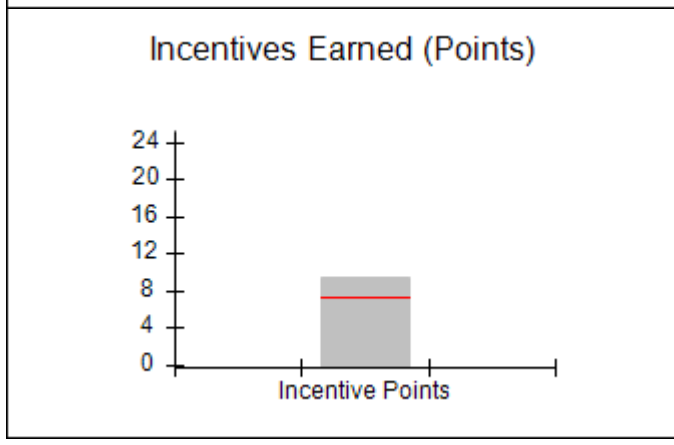
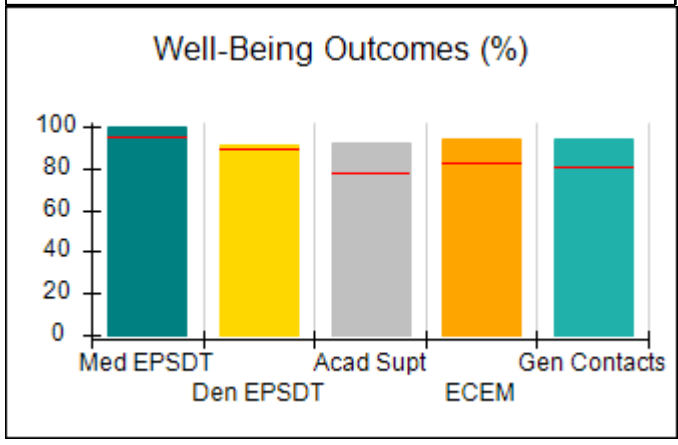
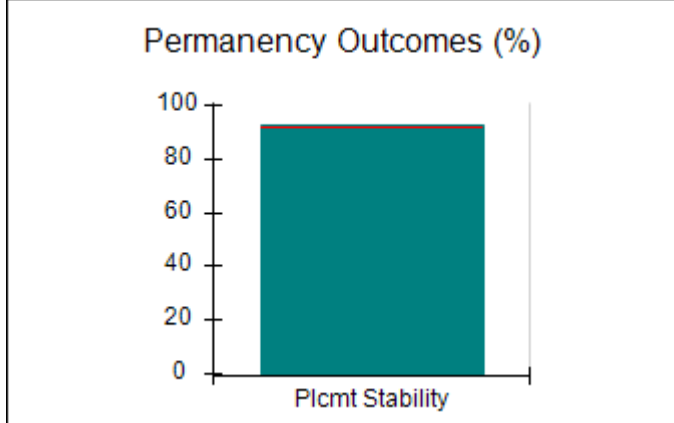
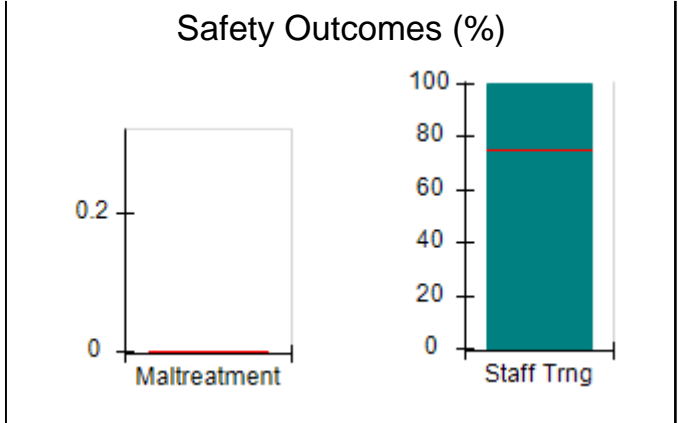
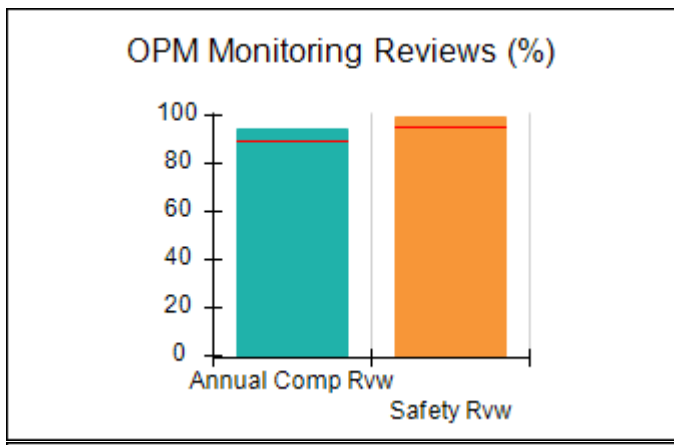
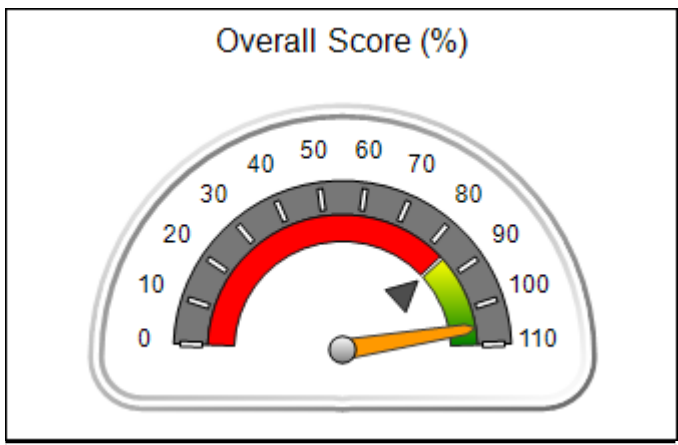
Provider/Program Name: Twin Cedars Youth Services - Anne Elizabeth Shepherd (835) - CCI

751 Double Churches Rd., Columbus, GA 31904 Phone: 706-322-8984 Vendor ID# 35615	Quarterly Scores (Grades)		Current Quarter Score (Grade)
	Q1: 107.26 (A+)	Q2: 105.47 (A+)	105.47% (A+)
	Q3: N/A	Q4: N/A	

Program Census Information:	# Children in Care During Quarter: 28	# Placements During Quarter: 29	# Children in Care On Last Day: 20
-----------------------------	---------------------------------------	---------------------------------	------------------------------------

Quarterly Provider Comparisons to All CCIs

▼ — indicates average for all CCIs





DHS, DFCS, Office of Provider Management
Performance-Based Placement Measures
RBWO Provider GA+SCORECARD - CCI



Report Quarter: Q2 FY2017

Provider/Program Name: Twin Cedars Youth Services - Anne Elizabeth Shepherd (835) - CCI

751 Double Churches Rd., Columbus, GA 31904 Phone: 706-322-8984 Vendor ID# 35615	Quarterly Scores (Grades)		Current Quarter Score (Grade)
	Q1: 107.26 (A+)	Q2: 105.47 (A+)	105.47%
	Q3: N/A	Q4: N/A	(A+)

Program Census Information:	# Children in Care During Quarter: 28	# Placements During Quarter: 29	# Children in Care On Last Day: 20
-----------------------------	---------------------------------------	---------------------------------	------------------------------------

	Avg Performance All CCIs (%)	Provider Performance (%)*	Possible Points (Weight)	Provider Points Earned
--	------------------------------	---------------------------	--------------------------	------------------------

OPM Monitoring Reviews

Annual Comprehensive Reviews	89%	94%	25	23.62
Safety Reviews	95%	99%	15	14.86
Monitoring Sub-Total			40	38.48

CCI Safety Outcomes

Incidence of Maltreatment	0.00%	No Substantiated Reports	10	10.00
Staff Training	75%	100%	10	10.00
Safety Sub-Total			20	20.00

CCI Permanency Outcomes

Placement Stability	92%	93%	15	13.95
Permanency Sub-Total			15	13.95

CCI Well-Being Outcomes

EPSDT Medical Visits	94%	100%	4	4.00
EPSDT Dental Visits	89%	91%	4	3.64
Academic Supports	77%	92%	3	2.76
Provider ECEM Visits	83%	94%	7	6.58
Provider General Contacts	80%	94%	7	6.58
Placements with Siblings	34%	18%	Not Scored	Not Scored
Placements within Legal County	16%	0%	Not Scored	Not Scored
Well-Being Sub-Total			25	23.56

*Performance calculation descriptions can be found in the FY 2017 RBWO PBP Measurements and Standards Guide.

Monitoring & Outcomes: Possible Points = 100		Points Earned = 95.99	
Score Before Incentives Credit		95.99%	
Incentives Awarded		9.48 pts	
PBP Verification		N/A pts	
Total Score		105.47%	



DHS, DFCS, Office of Provider Management
Performance-Based Placement Measures
RBWO Provider GA+SCORECARD - CCI



Report Quarter: Q2 FY2017

Provider/Program Name: Twin Cedars Youth Services - Anne Elizabeth Shepherd (835) - CCI

Program Census Information:		# Children in Care During Quarter: 28	# Placements During Quarter: 29	# Children in Care On Last Day: 20
CCI Incentive Credits	Avg Performance All CCIs (Points)	Provider Performance (%)*	Possible Points (Weight)	Provider Points Earned
Early EPSDT Medical Visits		100%	2	2.00
Early EPSDT Dental Visits		71%	2	1.42
Permanency Contacts		None Planned	5	
Additional Academic Supports		3%	2	0.06
Active Agency Accreditation		50%	4	2.00
Staff Clinical Licensure		0%	5	0.00
Behavior Management (threshold = 0)		100%	4	4.00
Incentives Total	7.31		24	9.48
Maximum total combined incentive credit allowed is 10 points.			Incentives Awarded	9.48

*Performance calculation descriptions can be found in the FY 2017 RBWO PBP Measurements and Standards Guide.

Child Protective Services Investigations and Dispositions	
The following investigations data, which is not used for scoring but is considered significant to a provider's performance, is from Georgia SHINES and is not considered final or complete until the end of the fiscal year.	
Total Reports:	0
Number Screened In:	0
Number Screened Out:	0
Number Substantiated:	0
Number Unsubstantiated:	0
Number Active CPS Investigations:	0



Performance-Based Placement Measures RBWO Provider GA+SCORECARD - CCI

Report Quarter: Q2 FY2017

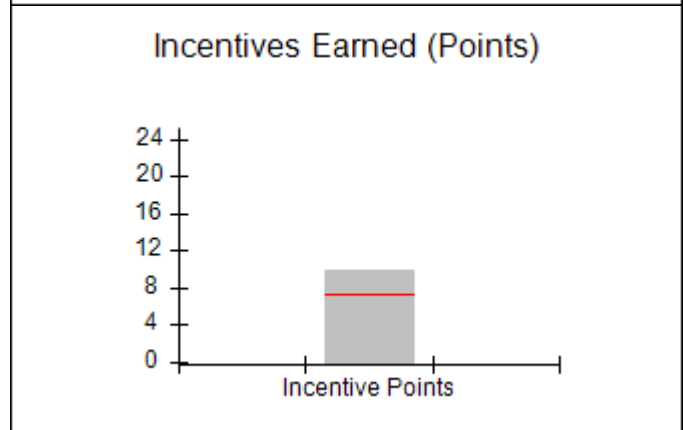
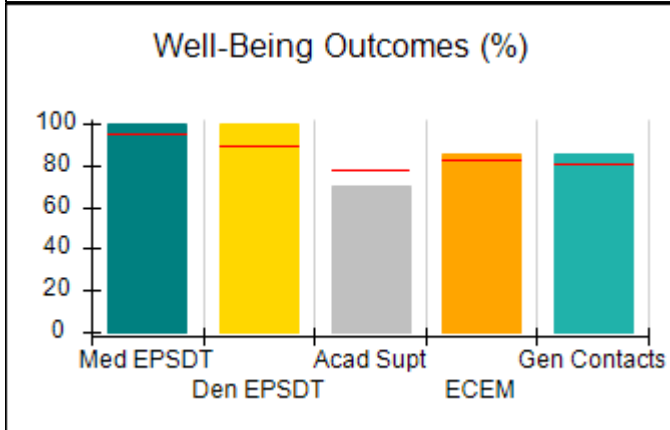
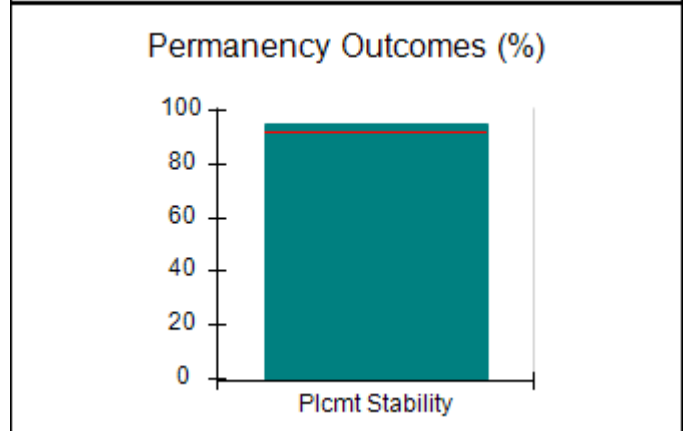
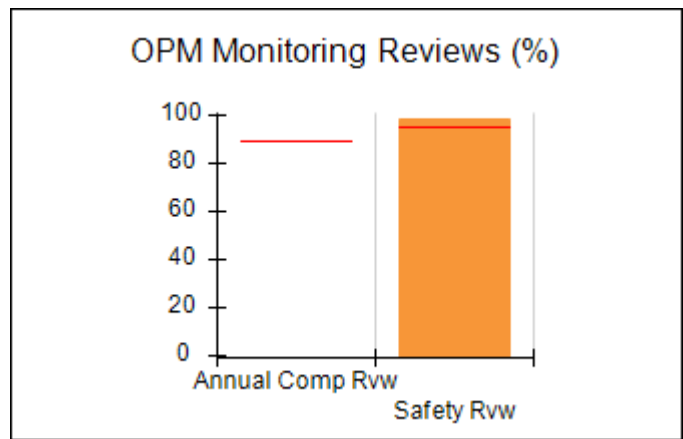
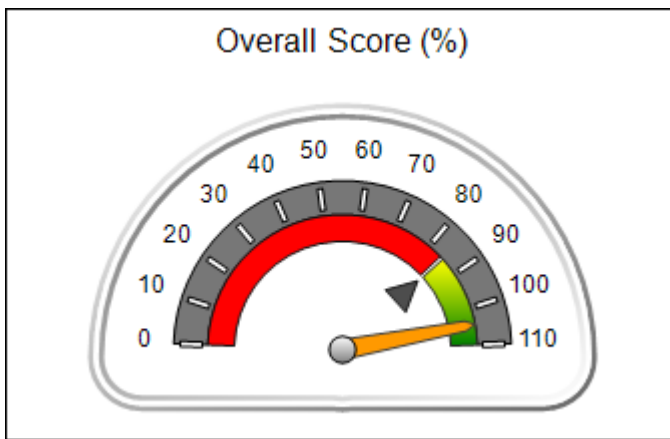
Provider/Program Name: Twin Cedars Youth Services - Bradfield Center (846) - CCI

1022 East Depot St., LaGrange, GA 30241-1526 Phone: 706-884-1717 Vendor ID# 35610	Quarterly Scores (Grades)		Current Quarter Score (Grade)
	Q1: 104.19 (A+)	Q2: 104.49 (A+)	104.49% (A+)
	Q3: N/A	Q4: N/A	

Program Census Information:	# Children in Care During Quarter: 19	# Placements During Quarter: 19	# Children in Care On Last Day: 16
-----------------------------	---------------------------------------	---------------------------------	------------------------------------

Quarterly Provider Comparisons to All CCIs

▼ — indicates average for all CCIs





DHS, DFCS, Office of Provider Management
Performance-Based Placement Measures
RBWO Provider GA+SCORECARD - CCI



Report Quarter: Q2 FY2017

Provider/Program Name: Twin Cedars Youth Services - Bradfield Center (846) - CCI				
1022 East Depot St., LaGrange, GA 30241-1526 Phone: 706-884-1717 Vendor ID# 35610		Quarterly Scores (Grades)		Current Quarter Score (Grade)
		Q1: 104.19 (A+)	Q2: 104.49 (A+)	104.49% (A+)
		Q3: N/A	Q4: N/A	
Program Census Information:		# Children in Care During Quarter: 19	# Placements During Quarter: 19	# Children in Care On Last Day: 16
	Avg Performance All CCIs (%)	Provider Performance (%)*	Possible Points (Weight)	Provider Points Earned
OPM Monitoring Reviews				
Annual Comprehensive Reviews	89%	Not Yet Conducted		
Safety Reviews	95%	99%	15	14.80
Monitoring Sub-Total			15	14.80
CCI Safety Outcomes				
Incidence of Maltreatment	0.00%	No Substantiated Reports	10	10.00
Staff Training	75%	100%	10	10.00
Safety Sub-Total			20	20.00
CCI Permanency Outcomes				
Placement Stability	92%	95%	15	14.25
Permanency Sub-Total			15	14.25
CCI Well-Being Outcomes				
EPSDT Medical Visits	94%	100%	4	4.00
EPSDT Dental Visits	89%	100%	4	4.00
Academic Supports	77%	70%	3	2.10
Provider ECEM Visits	83%	85%	7	5.95
Provider General Contacts	80%	85%	7	5.95
Placements with Siblings	34%	0%	Not Scored	Not Scored
Placements within Legal County	16%	0%	Not Scored	Not Scored
Well-Being Sub-Total			25	22.00
*Performance calculation descriptions can be found in the FY 2017 RBWO PBP Measurements and Standards Guide.				

Monitoring & Outcomes: Possible Points = 75	Points Earned = 71.05
Score Before Incentives Credit	94.73%
Incentives Awarded	9.76 pts
PBP Verification	N/A pts
Total Score	104.49%



DHS, DFCS, Office of Provider Management
Performance-Based Placement Measures
RBWO Provider GA+SCORECARD - CCI



Report Quarter: Q2 FY2017

Provider/Program Name: Twin Cedars Youth Services - Bradfield Center (846) - CCI

Program Census Information:		# Children in Care During Quarter: 19	# Placements During Quarter: 19	# Children in Care On Last Day: 16
CCI Incentive Credits	Avg Performance All CCIs (Points)	Provider Performance (%)*	Possible Points (Weight)	Provider Points Earned
Early EPSDT Medical Visits		Not Eligible	2	
Early EPSDT Dental Visits		88%	2	1.76
Permanency Contacts		None Planned	5	
Additional Academic Supports		0%	2	0.00
Active Agency Accreditation		100%	4	4.00
Staff Clinical Licensure		0%	5	0.00
Behavior Management (threshold = 0)		100%	4	4.00
Incentives Total	7.31		24	9.76
Maximum total combined incentive credit allowed is 10 points.			Incentives Awarded	9.76

*Performance calculation descriptions can be found in the FY 2017 RBWO PBP Measurements and Standards Guide.

Child Protective Services Investigations and Dispositions

The following investigations data, which is not used for scoring but is considered significant to a provider's performance, is from Georgia SHINES and is not considered final or complete until the end of the fiscal year.

Total Reports:	0	
Number Screened In:	0	
Number Screened Out:	0	
Number Substantiated:	0	
Number Unsubstantiated:	0	
Number Active CPS Investigations:	0	



DHS, DFCS, Office of Provider Management
Performance-Based Placement Measures
RBWO Provider GA+SCORECARD - CCI



Report Quarter: Q2 FY2017

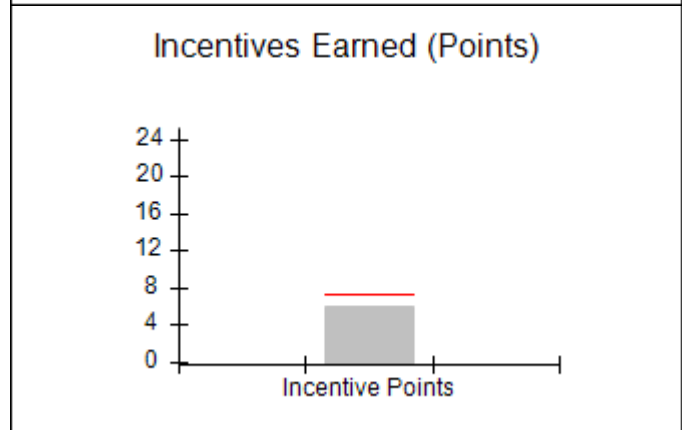
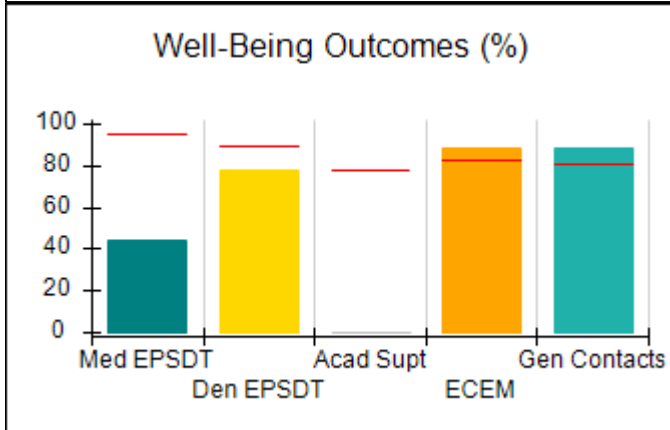
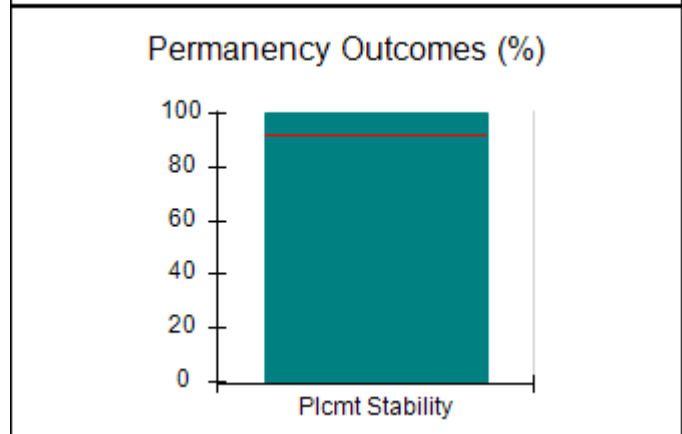
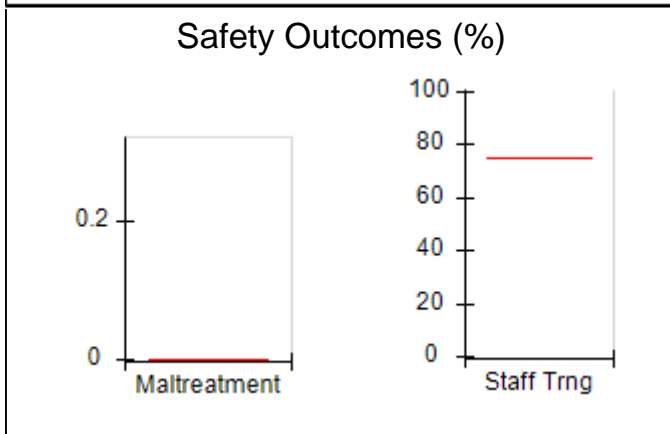
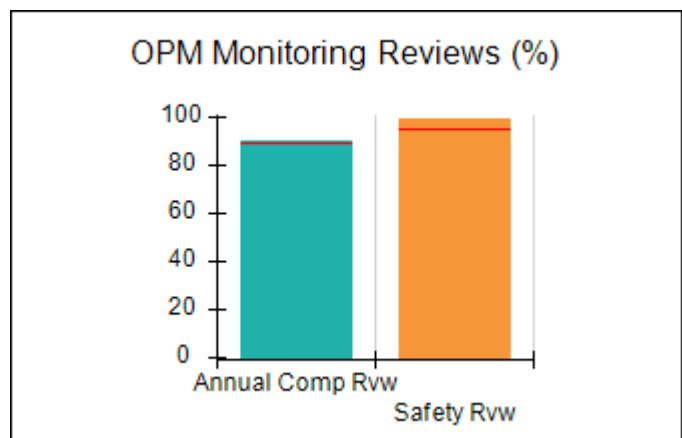
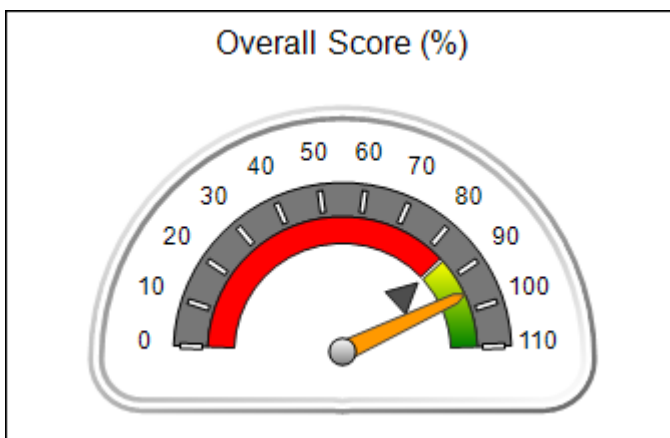
Provider/Program Name: Twin Cedars Youth Services - Connections (837) - CCI

1055 E. Depot Street, LaGrange, GA 30241 Phone: 706-882-4437 Vendor ID# 35609	Quarterly Scores (Grades)		Current Quarter Score (Grade)
	Q1: 100.16 (A+)	Q2: 95.57 (A)	95.57% (A)
	Q3: N/A	Q4: N/A	

Program Census Information:	# Children in Care During Quarter: 9	# Placements During Quarter: 9	# Children in Care On Last Day: 7
-----------------------------	--------------------------------------	--------------------------------	-----------------------------------

Quarterly Provider Comparisons to All CCIs

▼ — indicates average for all CCIs





DHS, DFCS, Office of Provider Management
Performance-Based Placement Measures
RBWO Provider GA+SCORECARD - CCI



Report Quarter: Q2 FY2017

Provider/Program Name: Twin Cedars Youth Services - Connections (837) - CCI				
1055 E. Depot Street, LaGrange, GA 30241 Phone: 706-882-4437 Vendor ID# 35609		Quarterly Scores (Grades)		Current Quarter Score (Grade)
		Q1: 100.16 (A+)	Q2: 95.57 (A)	95.57% (A)
		Q3: N/A	Q4: N/A	
Program Census Information:		# Children in Care During Quarter: 9	# Placements During Quarter: 9	# Children in Care On Last Day: 7
	Avg Performance All CCIs (%)	Provider Performance (%)*	Possible Points (Weight)	Provider Points Earned
OPM Monitoring Reviews				
Annual Comprehensive Reviews	89%	90%	25	22.51
Safety Reviews	95%	99%	15	14.86
Monitoring Sub-Total			40	37.37
CCI Safety Outcomes				
Incidence of Maltreatment	0.00%	No Substantiated Reports	20	20.00
Staff Training	75%	Not Eligible		
Safety Sub-Total			20	20.00
CCI Permanency Outcomes				
Placement Stability	92%	100%	15	15.00
Permanency Sub-Total			15	15.00
CCI Well-Being Outcomes				
EPSDT Medical Visits	94%	44%	4	1.76
EPSDT Dental Visits	89%	78%	4	3.12
Academic Supports	77%	0%	3	0.00
Provider ECEM Visits	83%	88%	7	6.16
Provider General Contacts	80%	88%	7	6.16
Placements with Siblings	34%	100%	Not Scored	Not Scored
Placements within Legal County	16%	0%	Not Scored	Not Scored
Well-Being Sub-Total			25	17.20

*Performance calculation descriptions can be found in the FY 2017 RBWO PBP Measurements and Standards Guide.

Monitoring & Outcomes: Possible Points = 100	Points Earned = 89.57
Score Before Incentives Credit	89.57%
Incentives Awarded	6.00 pts
PBP Verification	N/A pts
Total Score	95.57%



DHS, DFCS, Office of Provider Management
Performance-Based Placement Measures
RBWO Provider GA+SCORECARD - CCI



Report Quarter: Q2 FY2017

Provider/Program Name: Twin Cedars Youth Services - Connections (837) - CCI

Program Census Information:		# Children in Care During Quarter: 9	# Placements During Quarter: 9	# Children in Care On Last Day: 7
CCI Incentive Credits	Avg Performance All CCIs (Points)	Provider Performance (%)*	Possible Points (Weight)	Provider Points Earned
Early EPSDT Medical Visits		0%	2	0.00
Early EPSDT Dental Visits		0%	2	0.00
Permanency Contacts		0%	5	0.00
Additional Academic Supports		0%	2	0.00
Active Agency Accreditation		50%	4	2.00
Staff Clinical Licensure		0%	5	0.00
Behavior Management (threshold = 0)		100%	4	4.00
Incentives Total	7.31		24	6.00
Maximum total combined incentive credit allowed is 10 points.			Incentives Awarded	6.00

*Performance calculation descriptions can be found in the FY 2017 RBWO PBP Measurements and Standards Guide.

Child Protective Services Investigations and Dispositions	
The following investigations data, which is not used for scoring but is considered significant to a provider's performance, is from Georgia SHINES and is not considered final or complete until the end of the fiscal year.	
Total Reports:	0
Number Screened In:	0
Number Screened Out:	0
Number Substantiated:	0
Number Unsubstantiated:	0
Number Active CPS Investigations:	0



Performance-Based Placement Measures RBWO Provider GA+SCORECARD - CCI

Report Quarter: Q2 FY2017

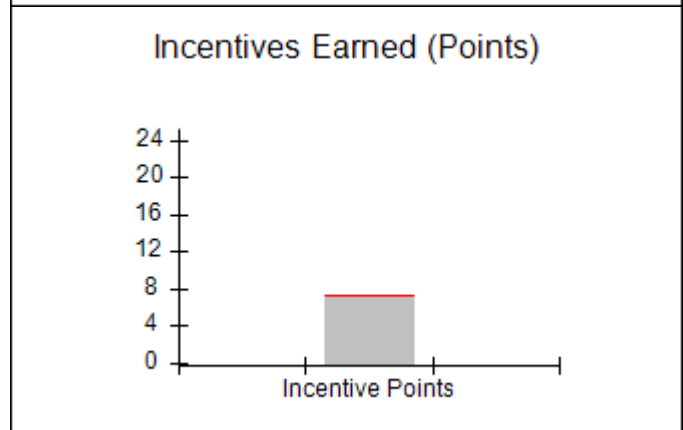
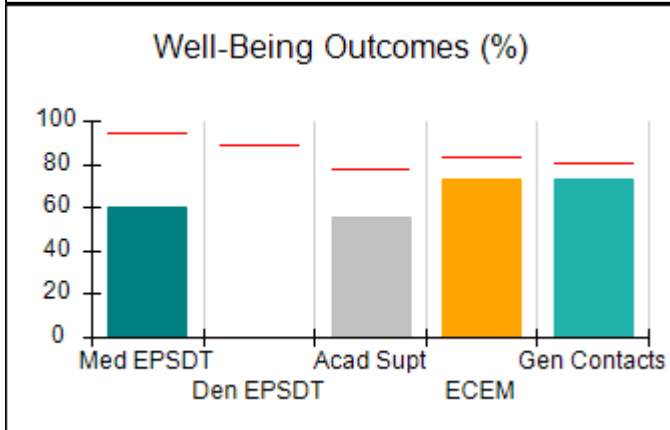
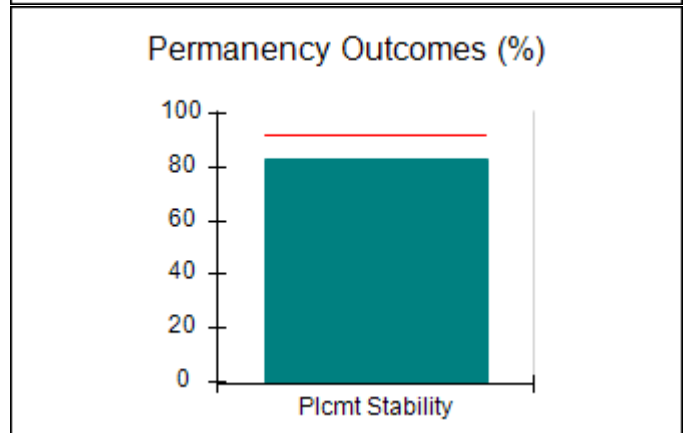
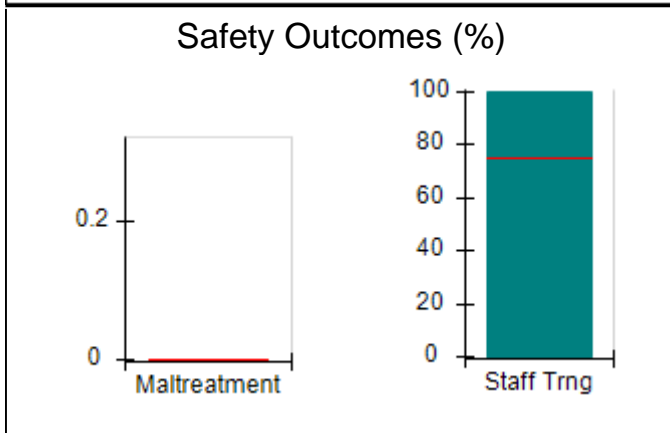
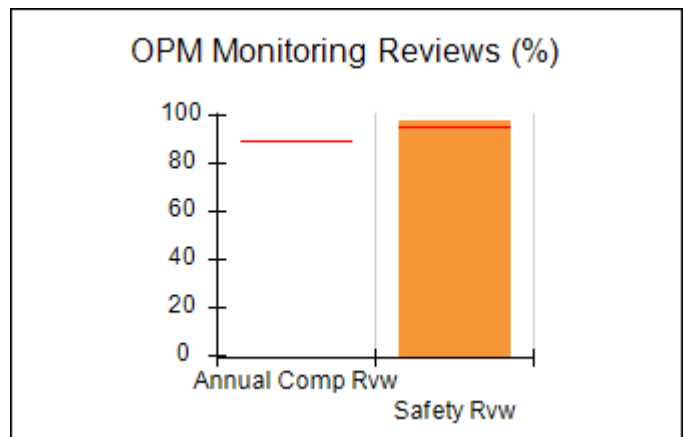
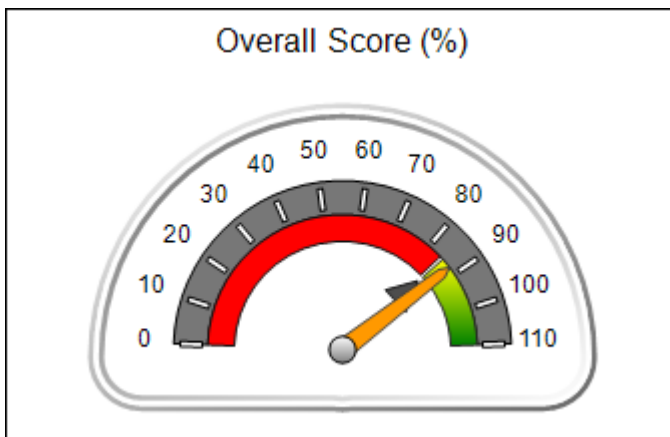
Provider/Program Name: Twin Cedars Youth Services - Magnolia Second Chance Home (844) - CCI

99 Johnson St., LaGrange, GA 30241 Phone: 706-298-2158 Vendor ID# 35618	Quarterly Scores (Grades)		Current Quarter Score (Grade)
	Q1: 89.42 (B+)	Q2: 87.83 (B+)	87.83%
	Q3: N/A	Q4: N/A	(B+)

Program Census Information:	# Children in Care During Quarter: 12	# Placements During Quarter: 14	# Children in Care On Last Day: 11
-----------------------------	---------------------------------------	---------------------------------	------------------------------------

Quarterly Provider Comparisons to All CCIs

▼ — indicates average for all CCIs





DHS, DFCS, Office of Provider Management
Performance-Based Placement Measures
RBWO Provider GA+SCORECARD - CCI



Report Quarter: Q2 FY2017

Provider/Program Name: Twin Cedars Youth Services - Magnolia Second Chance Home (844) - CCI

99 Johnson St., LaGrange, GA 30241 Phone: 706-298-2158 Vendor ID# 35618	Quarterly Scores (Grades)		Current Quarter Score (Grade)
	Q1: 89.42 (B+)	Q2: 87.83 (B+)	87.83% (B+)
	Q3: N/A	Q4: N/A	

Program Census Information:	# Children in Care During Quarter: 12	# Placements During Quarter: 14	# Children in Care On Last Day: 11
-----------------------------	---------------------------------------	---------------------------------	------------------------------------

	Avg Performance All CCIs (%)	Provider Performance (%)*	Possible Points (Weight)	Provider Points Earned
--	------------------------------	---------------------------	--------------------------	------------------------

OPM Monitoring Reviews

Annual Comprehensive Reviews	89%	Not Yet Conducted		
Safety Reviews	95%	98%	15	14.63
Monitoring Sub-Total			15	14.63

CCI Safety Outcomes

Incidence of Maltreatment	0.00%	No Substantiated Reports	10	10.00
Staff Training	75%	100%	10	10.00
Safety Sub-Total			20	20.00

CCI Permanency Outcomes

Placement Stability	92%	83%	15	12.45
Permanency Sub-Total			15	12.45

CCI Well-Being Outcomes

EPSDT Medical Visits	94%	60%	4	2.40
EPSDT Dental Visits	89%	-20%	4	-0.80
Academic Supports	77%	56%	3	1.68
Provider ECEM Visits	83%	73%	7	5.11
Provider General Contacts	80%	73%	7	5.11
Placements with Siblings	34%	Not Eligible	Not Scored	Not Scored
Placements within Legal County	16%	0%	Not Scored	Not Scored
Well-Being Sub-Total			25	13.50

*Performance calculation descriptions can be found in the FY 2017 RBWO PBP Measurements and Standards Guide.

Monitoring & Outcomes: Possible Points = 75	Points Earned = 60.58
Score Before Incentives Credit	80.77%
Incentives Awarded	7.06 pts
PBP Verification	N/A pts
Total Score	87.83%



DHS, DFCS, Office of Provider Management
Performance-Based Placement Measures
RBWO Provider GA+SCORECARD - CCI



Report Quarter: Q2 FY2017

Provider/Program Name: Twin Cedars Youth Services - Magnolia Second Chance Home (844) - CCI

Program Census Information:		# Children in Care During Quarter: 12	# Placements During Quarter: 14	# Children in Care On Last Day: 11
CCI Incentive Credits	Avg Performance All CCIs (Points)	Provider Performance (%)*	Possible Points (Weight)	Provider Points Earned
Early EPSDT Medical Visits		33%	2	0.66
Early EPSDT Dental Visits		14%	2	0.28
Permanency Contacts		0%	5	0.00
Additional Academic Supports		6%	2	0.12
Active Agency Accreditation		50%	4	2.00
Staff Clinical Licensure		0%	5	0.00
Behavior Management (threshold = 0)		100%	4	4.00
Incentives Total	7.31		24	7.06
Maximum total combined incentive credit allowed is 10 points.			Incentives Awarded	7.06

*Performance calculation descriptions can be found in the FY 2017 RBWO PBP Measurements and Standards Guide.

Child Protective Services Investigations and Dispositions	
The following investigations data, which is not used for scoring but is considered significant to a provider's performance, is from Georgia SHINES and is not considered final or complete until the end of the fiscal year.	
Total Reports:	0
Number Screened In:	0
Number Screened Out:	0
Number Substantiated:	0
Number Unsubstantiated:	0
Number Active CPS Investigations:	0



DHS, DFCS, Office of Provider Management
Performance-Based Placement Measures
RBWO Provider GA+SCORECARD - CCI



Report Quarter: Q2 FY2017

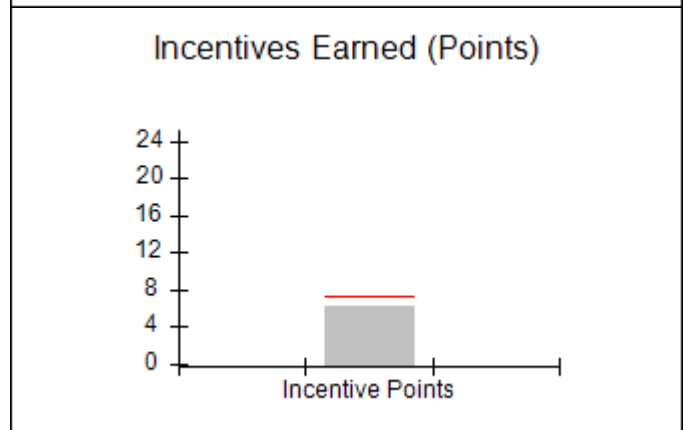
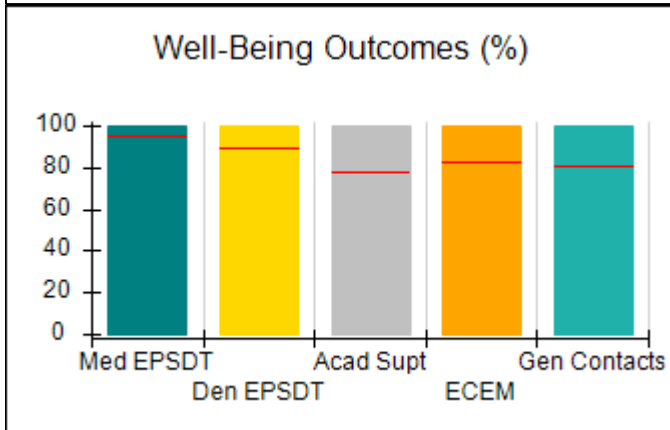
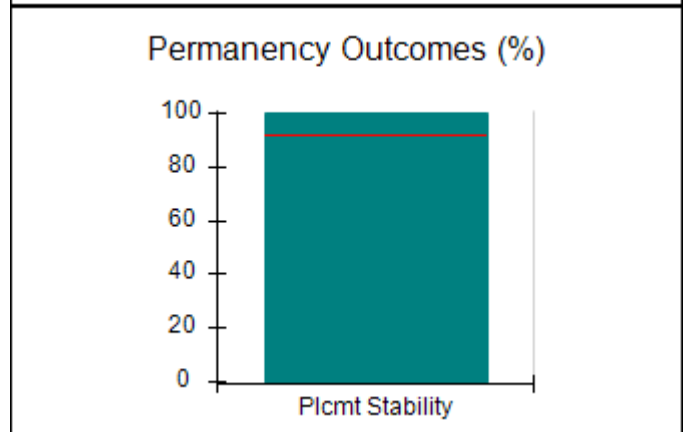
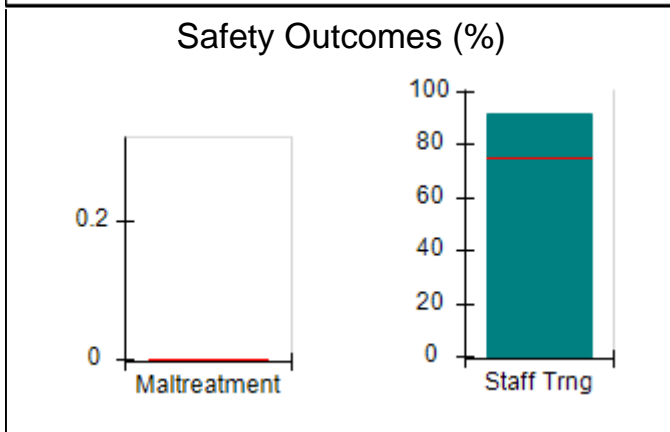
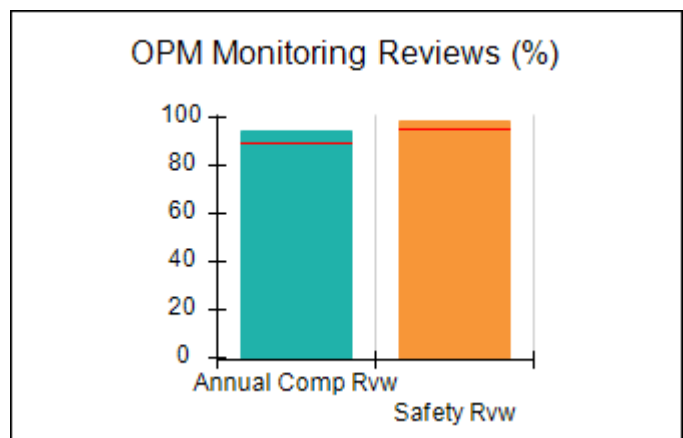
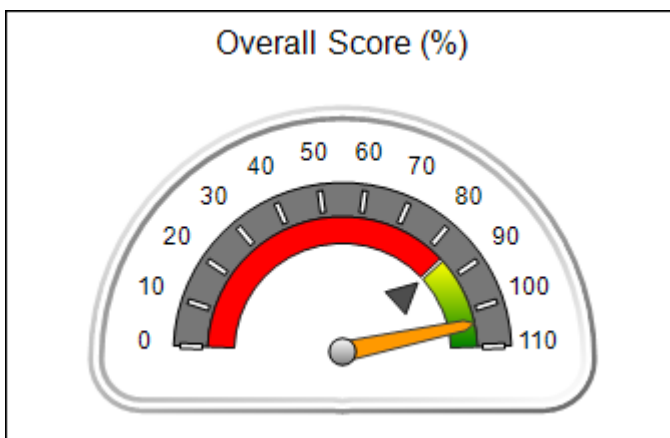
Provider/Program Name: Twin Cedars Youth Services - Reality House (841) - CCI

907 Double Churches Rd., Columbus, GA 31904 Phone: 706-596-9601 Vendor ID# 35621	Quarterly Scores (Grades)		Current Quarter Score (Grade)
	Q1: 104.77 (A+)	Q2: 103.72 (A+)	103.72% (A+)
	Q3: N/A	Q4: N/A	

Program Census Information:	# Children in Care During Quarter: 5	# Placements During Quarter: 5	# Children in Care On Last Day: 5
-----------------------------	--------------------------------------	--------------------------------	-----------------------------------

Quarterly Provider Comparisons to All CCIs

▼ — indicates average for all CCIs





DHS, DFCS, Office of Provider Management
Performance-Based Placement Measures
RBWO Provider GA+SCORECARD - CCI



Report Quarter: Q2 FY2017

Provider/Program Name: Twin Cedars Youth Services - Reality House (841) - CCI				
907 Double Churches Rd., Columbus, GA 31904 Phone: 706-596-9601 Vendor ID# 35621		Quarterly Scores (Grades)		Current Quarter Score (Grade)
		Q1: 104.77 (A+)	Q2: 103.72 (A+)	103.72% (A+)
		Q3: N/A	Q4: N/A	
Program Census Information:		# Children in Care During Quarter: 5	# Placements During Quarter: 5	# Children in Care On Last Day: 5
	Avg Performance All CCIs (%)	Provider Performance (%)*	Possible Points (Weight)	Provider Points Earned
OPM Monitoring Reviews				
Annual Comprehensive Reviews	89%	94%	25	23.57
Safety Reviews	95%	99%	15	14.80
Monitoring Sub-Total			40	38.36
CCI Safety Outcomes				
Incidence of Maltreatment	0.00%	No Substantiated Reports	10	10.00
Staff Training	75%	92%	10	9.20
Safety Sub-Total			20	19.20
CCI Permanency Outcomes				
Placement Stability	92%	100%	15	15.00
Permanency Sub-Total			15	15.00
CCI Well-Being Outcomes				
EPSDT Medical Visits	94%	100%	4	4.00
EPSDT Dental Visits	89%	100%	4	4.00
Academic Supports	77%	100%	3	3.00
Provider ECEM Visits	83%	100%	7	7.00
Provider General Contacts	80%	100%	7	7.00
Placements with Siblings	34%	0%	Not Scored	Not Scored
Placements within Legal County	16%	0%	Not Scored	Not Scored
Well-Being Sub-Total			25	25.00

*Performance calculation descriptions can be found in the FY 2017 RBWO PBP Measurements and Standards Guide.

Monitoring & Outcomes: Possible Points = 100	Points Earned = 97.56
Score Before Incentives Credit	97.56%
Incentives Awarded	6.16 pts
PBP Verification	N/A pts
Total Score	103.72%



DHS, DFCS, Office of Provider Management
Performance-Based Placement Measures
RBWO Provider GA+SCORECARD - CCI



Report Quarter: Q2 FY2017

Provider/Program Name: Twin Cedars Youth Services - Reality House (841) - CCI

Program Census Information:		# Children in Care During Quarter: 5	# Placements During Quarter: 5	# Children in Care On Last Day: 5
CCI Incentive Credits	Avg Performance All CCIs (Points)	Provider Performance (%)*	Possible Points (Weight)	Provider Points Earned
Early EPSDT Medical Visits		Not Eligible	2	
Early EPSDT Dental Visits		Not Eligible	2	
Permanency Contacts		0%	5	0.00
Additional Academic Supports		8%	2	0.16
Active Agency Accreditation		50%	4	2.00
Staff Clinical Licensure		0%	5	0.00
Behavior Management (threshold = 0)		100%	4	4.00
Incentives Total	7.31		24	6.16
Maximum total combined incentive credit allowed is 10 points.			Incentives Awarded	6.16

*Performance calculation descriptions can be found in the FY 2017 RBWO PBP Measurements and Standards Guide.

Child Protective Services Investigations and Dispositions	
The following investigations data, which is not used for scoring but is considered significant to a provider's performance, is from Georgia SHINES and is not considered final or complete until the end of the fiscal year.	
Total Reports:	0
Number Screened In:	0
Number Screened Out:	0
Number Substantiated:	0
Number Unsubstantiated:	0
Number Active CPS Investigations:	0



Performance-Based Placement Measures RBWO Provider GA+SCORECARD - CCI

Report Quarter: Q2 FY2017

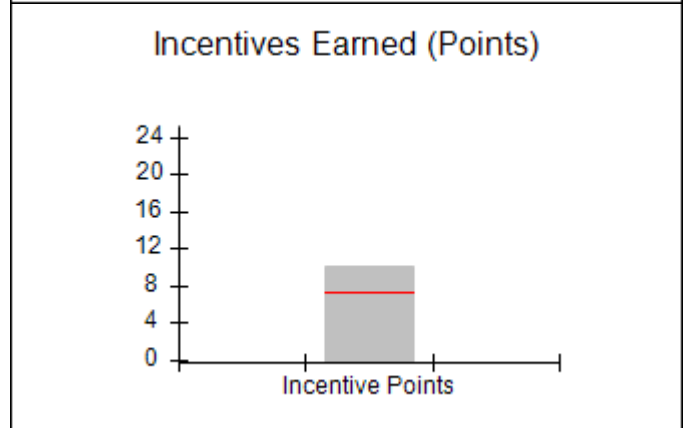
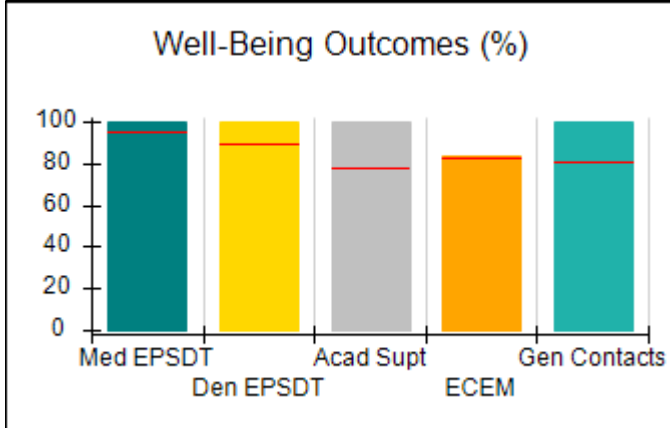
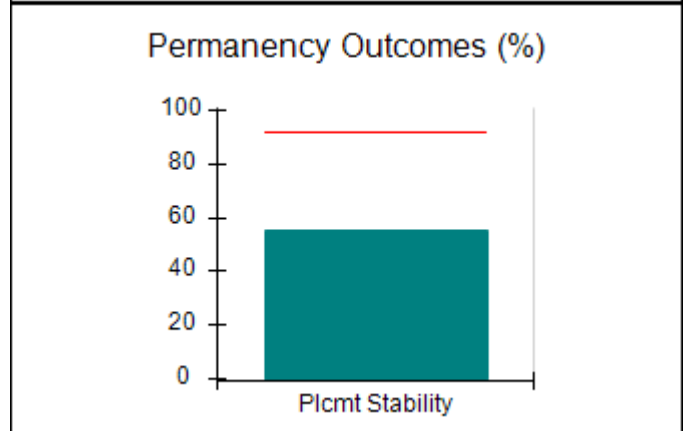
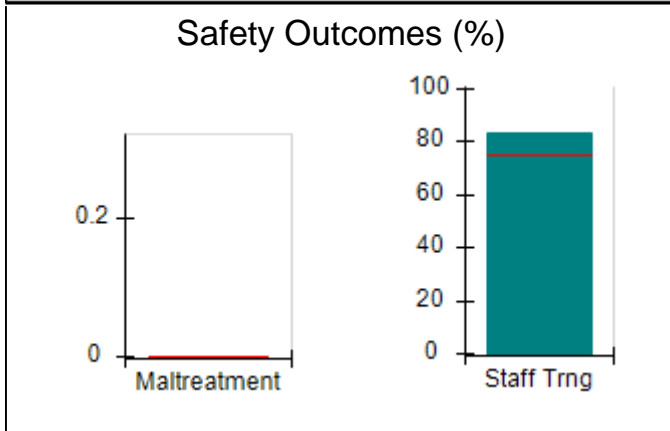
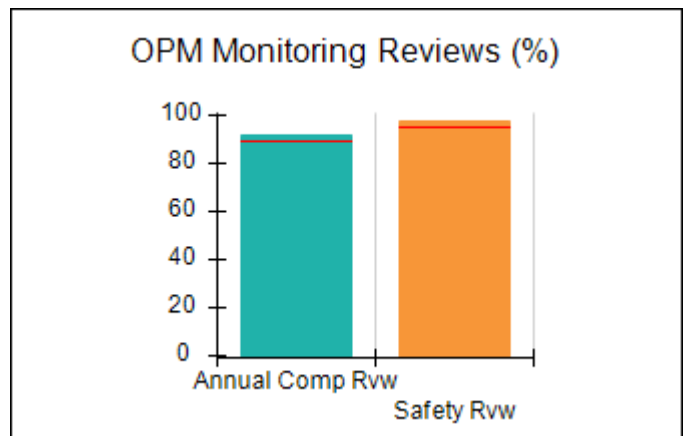
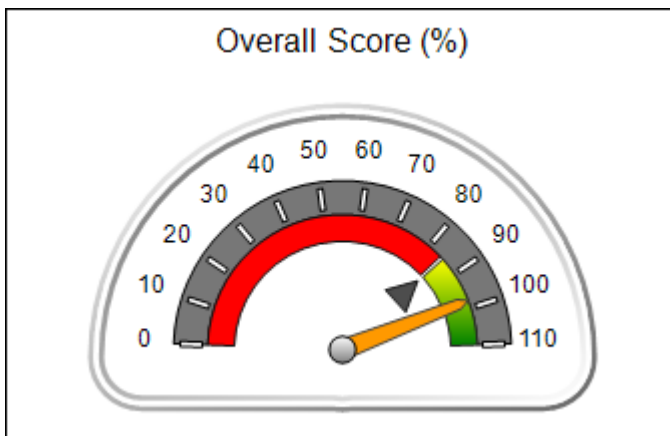
Provider/Program Name: Vanessa's Place - (5162) - CCI

655 Post Road Drive, Stone Mountain, GA 30088 Phone: 404-234-8512 Vendor ID# 46470	Quarterly Scores (Grades)		Current Quarter Score (Grade)
	Q1: 92.82 (A-)	Q2: 97.98 (A+)	97.98% (A+)
	Q3: N/A	Q4: N/A	

Program Census Information:	# Children in Care During Quarter: 11	# Placements During Quarter: 11	# Children in Care On Last Day: 5
-----------------------------	---------------------------------------	---------------------------------	-----------------------------------

Quarterly Provider Comparisons to All CCIs

▼ — indicates average for all CCIs





DHS, DFCS, Office of Provider Management
Performance-Based Placement Measures
RBWO Provider GA+SCORECARD - CCI



Report Quarter: Q2 FY2017

Provider/Program Name: Vanessa's Place - (5162) - CCI				
655 Post Road Drive, Stone Mountain, GA 30088 Phone: 404-234-8512 Vendor ID# 46470		Quarterly Scores (Grades)		Current Quarter Score (Grade)
		Q1: 92.82 (A-)	Q2: 97.98 (A+)	97.98% (A+)
		Q3: N/A	Q4: N/A	
Program Census Information:		# Children in Care During Quarter: 11	# Placements During Quarter: 11	# Children in Care On Last Day: 5
	Avg Performance All CCIs (%)	Provider Performance (%)*	Possible Points (Weight)	Provider Points Earned
OPM Monitoring Reviews				
Annual Comprehensive Reviews	89%	92%	25	22.92
Safety Reviews	95%	98%	15	14.70
Monitoring Sub-Total			40	37.62
CCI Safety Outcomes				
Incidence of Maltreatment	0.00%	No Substantiated Reports	10	10.00
Staff Training	75%	83%	10	8.30
Safety Sub-Total			20	18.30
CCI Permanency Outcomes				
Placement Stability	92%	55%	15	8.25
Permanency Sub-Total			15	8.25
CCI Well-Being Outcomes				
EPSDT Medical Visits	94%	100%	4	4.00
EPSDT Dental Visits	89%	100%	4	4.00
Academic Supports	77%	100%	3	3.00
Provider ECEM Visits	83%	83%	7	5.81
Provider General Contacts	80%	100%	7	7.00
Placements with Siblings	34%	Not Eligible	Not Scored	Not Scored
Placements within Legal County	16%	0%	Not Scored	Not Scored
Well-Being Sub-Total			25	23.81
*Performance calculation descriptions can be found in the FY 2017 RBWO PBP Measurements and Standards Guide.				

Monitoring & Outcomes: Possible Points = 100	Points Earned = 87.98
Score Before Incentives Credit	87.98%
Incentives Awarded	10.00 pts
PBP Verification	N/A pts
Total Score	97.98%



DHS, DFCS, Office of Provider Management
Performance-Based Placement Measures
RBWO Provider GA+SCORECARD - CCI



Report Quarter: Q2 FY2017

Provider/Program Name: Vanessa's Place - (5162) - CCI

Program Census Information:		# Children in Care During Quarter: 11	# Placements During Quarter: 11	# Children in Care On Last Day: 5
CCI Incentive Credits	Avg Performance All CCIs (Points)	Provider Performance (%)*	Possible Points (Weight)	Provider Points Earned
Early EPSDT Medical Visits		100%	2	2.00
Early EPSDT Dental Visits		67%	2	1.34
Permanency Contacts		None Planned	5	
Additional Academic Supports		38%	2	0.76
Active Agency Accreditation		50%	4	2.00
Staff Clinical Licensure		0%	5	0.00
Behavior Management (threshold = 0)		100%	4	4.00
Incentives Total	7.31		24	10.10
Maximum total combined incentive credit allowed is 10 points.			Incentives Awarded	10.00

*Performance calculation descriptions can be found in the FY 2017 RBWO PBP Measurements and Standards Guide.

Child Protective Services Investigations and Dispositions

The following investigations data, which is not used for scoring but is considered significant to a provider's performance, is from Georgia SHINES and is not considered final or complete until the end of the fiscal year.

Total Reports:	0	
Number Screened In:	0	
Number Screened Out:	0	
Number Substantiated:	0	
Number Unsubstantiated:	0	
Number Active CPS Investigations:	0	



DHS, DFCS, Office of Provider Management
Performance-Based Placement Measures
RBWO Provider GA+SCORECARD - CCI



Report Quarter: Q2 FY2017

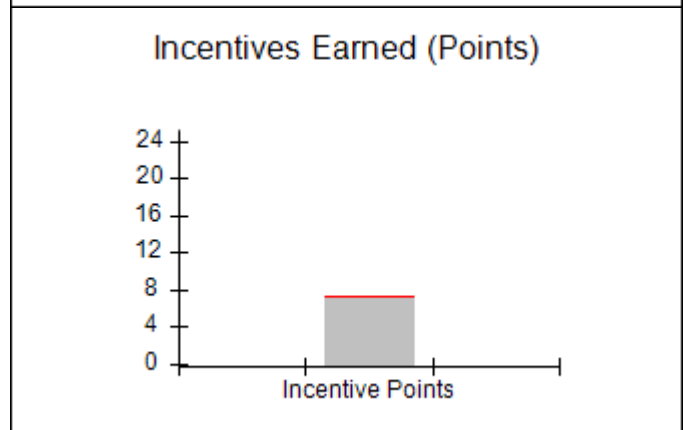
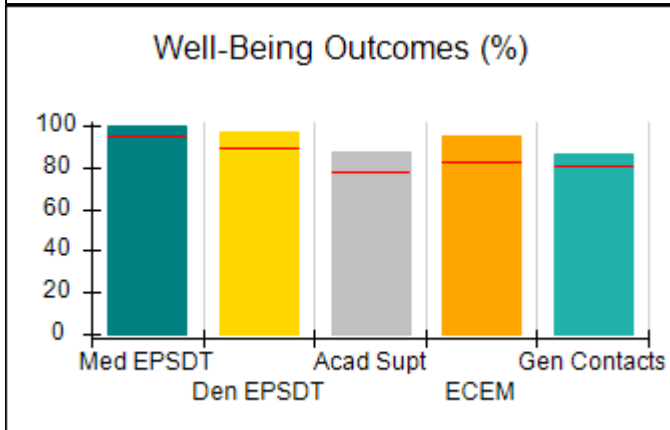
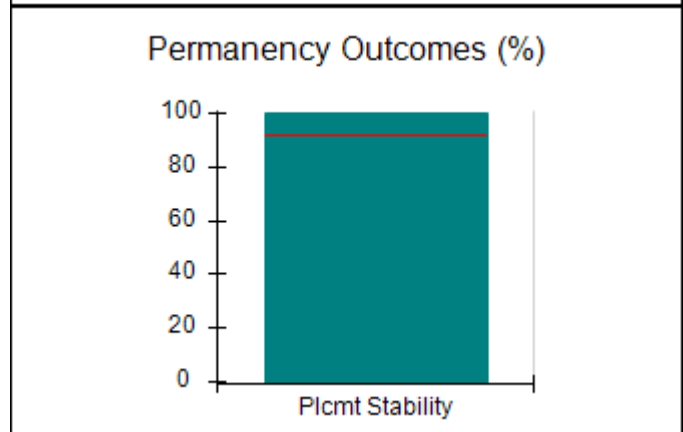
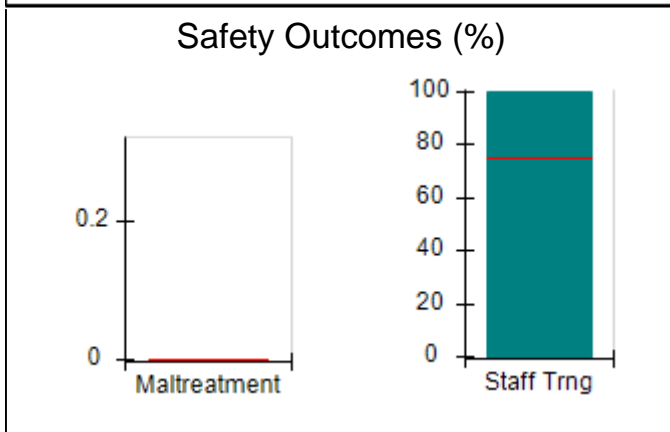
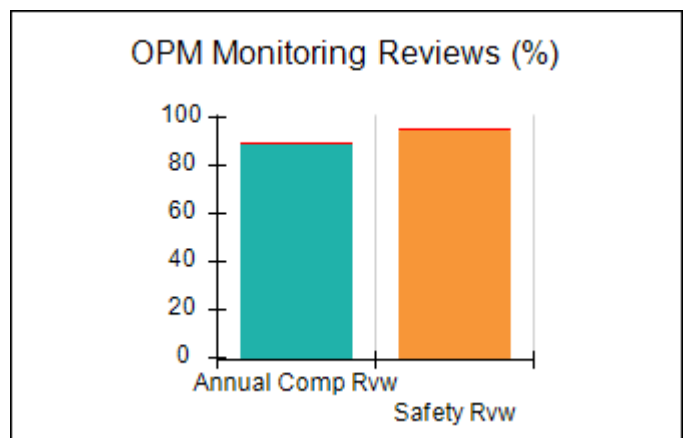
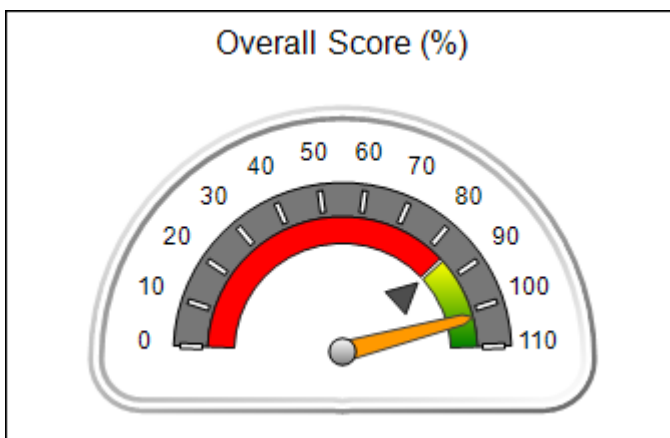
Provider/Program Name: Vashti Center, The - (852) - CCI

1815 E. Clay St., Thomasville, GA 31792 Phone: 229-226-4634 Vendor ID# 35629	Quarterly Scores (Grades)		Current Quarter Score (Grade)
	Q1: 102.19 (A+)	Q2: 101.99 (A+)	101.99% (A+)
	Q3: N/A	Q4: N/A	

Program Census Information:	# Children in Care During Quarter: 35	# Placements During Quarter: 35	# Children in Care On Last Day: 29
-----------------------------	---------------------------------------	---------------------------------	------------------------------------

Quarterly Provider Comparisons to All CCIs

▼ — indicates average for all CCIs





DHS, DFCS, Office of Provider Management
Performance-Based Placement Measures
RBWO Provider GA+SCORECARD - CCI



Report Quarter: Q2 FY2017

Provider/Program Name: Vashti Center, The - (852) - CCI				
1815 E. Clay St., Thomasville, GA 31792 Phone: 229-226-4634 Vendor ID# 35629		Quarterly Scores (Grades)		Current Quarter Score (Grade)
		Q1: 102.19 (A+)	Q2: 101.99 (A+)	101.99% (A+)
		Q3: N/A	Q4: N/A	
Program Census Information:		# Children in Care During Quarter: 35	# Placements During Quarter: 35	# Children in Care On Last Day: 29
	Avg Performance All CCIs (%)	Provider Performance (%)*	Possible Points (Weight)	Provider Points Earned
OPM Monitoring Reviews				
Annual Comprehensive Reviews	89%	89%	25	22.37
Safety Reviews	95%	94%	15	14.12
Monitoring Sub-Total			40	36.49
CCI Safety Outcomes				
Incidence of Maltreatment	0.00%	No Substantiated Reports	10	10.00
Staff Training	75%	100%	10	10.00
Safety Sub-Total			20	20.00
CCI Permanency Outcomes				
Placement Stability	92%	100%	15	15.00
Permanency Sub-Total			15	15.00
CCI Well-Being Outcomes				
EPSDT Medical Visits	94%	100%	4	4.00
EPSDT Dental Visits	89%	97%	4	3.88
Academic Supports	77%	87%	3	2.61
Provider ECEM Visits	83%	95%	7	6.65
Provider General Contacts	80%	86%	7	6.02
Placements with Siblings	34%	21%	Not Scored	Not Scored
Placements within Legal County	16%	0%	Not Scored	Not Scored
Well-Being Sub-Total			25	23.16
*Performance calculation descriptions can be found in the FY 2017 RBWO PBP Measurements and Standards Guide.				

Monitoring & Outcomes: Possible Points = 100	Points Earned = 94.65
Score Before Incentives Credit	94.65%
Incentives Awarded	7.34 pts
PBP Verification	N/A pts
Total Score	101.99%



DHS, DFCS, Office of Provider Management
Performance-Based Placement Measures
RBWO Provider GA+SCORECARD - CCI



Report Quarter: Q2 FY2017

Provider/Program Name: Vashti Center, The - (852) - CCI

Program Census Information:		# Children in Care During Quarter: 35	# Placements During Quarter: 35	# Children in Care On Last Day: 29
CCI Incentive Credits	Avg Performance All CCIs (Points)	Provider Performance (%)*	Possible Points (Weight)	Provider Points Earned
Early EPSDT Medical Visits		100%	2	2.00
Early EPSDT Dental Visits		67%	2	1.34
Permanency Contacts		None Planned	5	
Additional Academic Supports		0%	2	0.00
Active Agency Accreditation		0%	4	0.00
Staff Clinical Licensure		0%	5	0.00
Behavior Management (threshold = 0)		100%	4	4.00
Incentives Total	7.31		24	7.34
Maximum total combined incentive credit allowed is 10 points.			Incentives Awarded	7.34

*Performance calculation descriptions can be found in the FY 2017 RBWO PBP Measurements and Standards Guide.

Child Protective Services Investigations and Dispositions

The following investigations data, which is not used for scoring but is considered significant to a provider's performance, is from Georgia SHINES and is not considered final or complete until the end of the fiscal year.

Total Reports:	0	
Number Screened In:	0	
Number Screened Out:	0	
Number Substantiated:	0	
Number Unsubstantiated:	0	
Number Active CPS Investigations:	0	



DHS, DFCS, Office of Provider Management
Performance-Based Placement Measures
RBWO Provider GA+SCORECARD - CCI



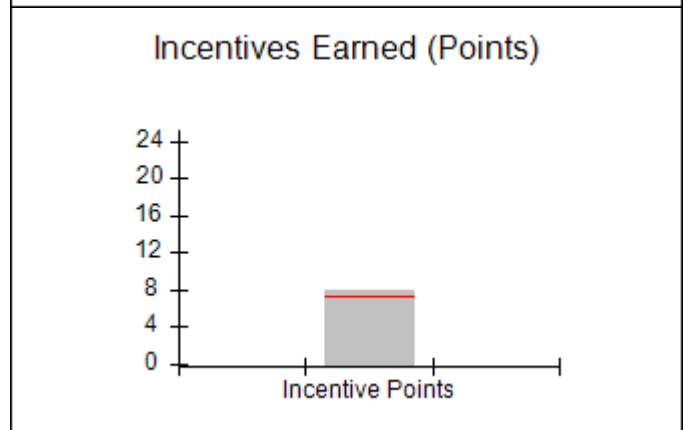
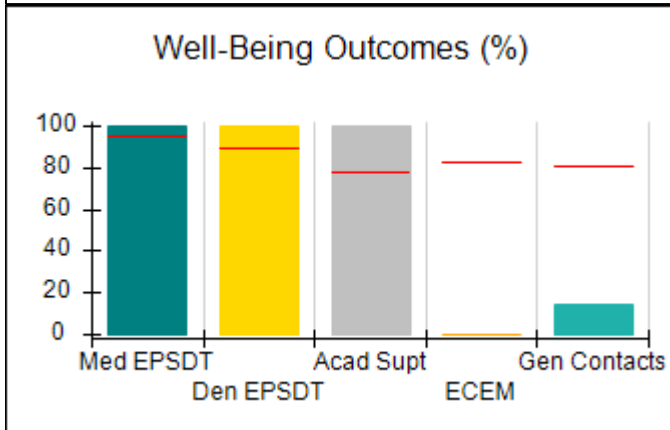
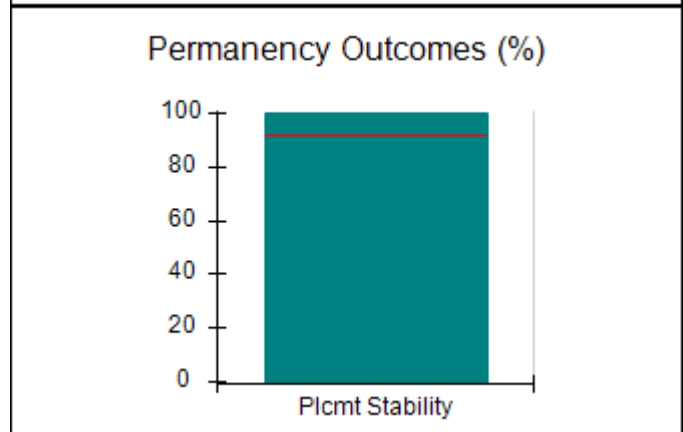
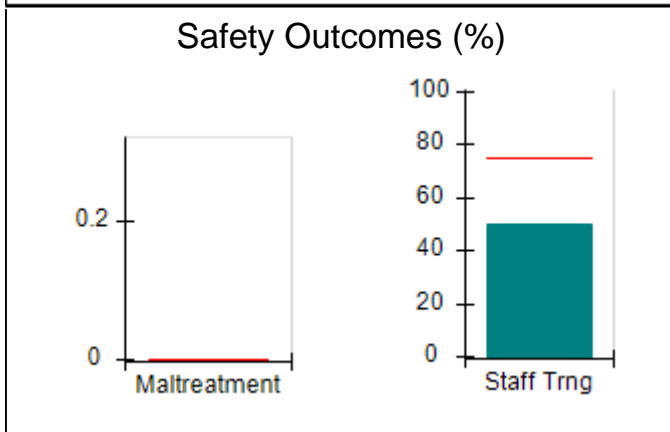
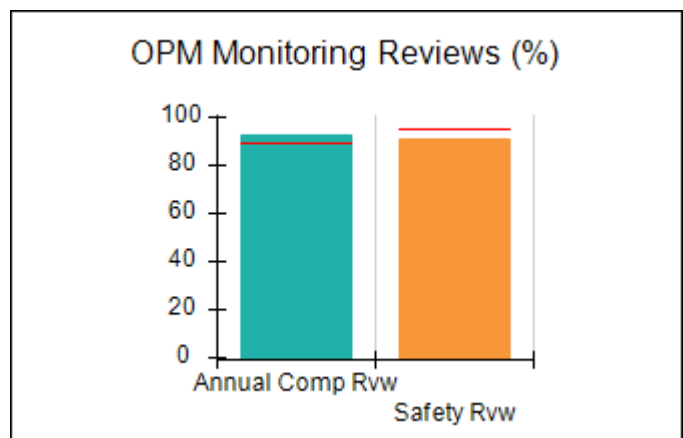
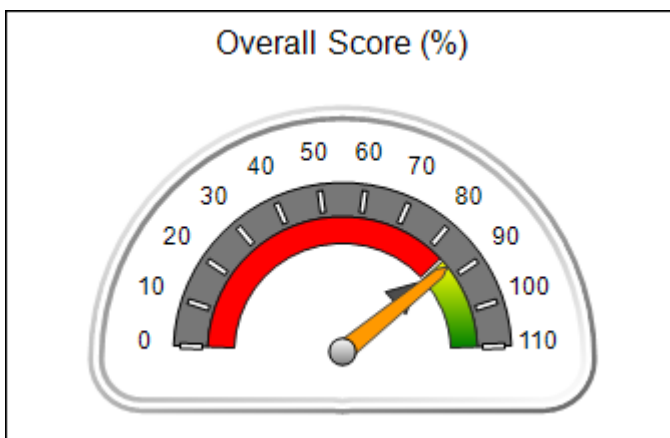
Report Quarter: Q2 FY2017

Provider/Program Name: Visions of Hope for Boys - (978) - CCI

3196 Bonway Drive, Decatur, GA 30032 Phone: 404-290-5828 Vendor ID# 40239	Quarterly Scores (Grades)		Current Quarter Score (Grade)
	Q1: 80.15 (B-)	Q2: 86.93 (B)	86.93% (B)
	Q3: N/A	Q4: N/A	
Program Census Information:	# Children in Care During Quarter: 7	# Placements During Quarter: 7	# Children in Care On Last Day: 3

Quarterly Provider Comparisons to All CCIs

▼ — indicates average for all CCIs





DHS, DFCS, Office of Provider Management
Performance-Based Placement Measures
RBWO Provider GA+SCORECARD - CCI



Report Quarter: Q2 FY2017

Provider/Program Name: Visions of Hope for Boys - (978) - CCI

3196 Bonway Drive, Decatur, GA 30032 Phone: 404-290-5828 Vendor ID# 40239	Quarterly Scores (Grades)		Current Quarter Score (Grade)
	Q1: 80.15 (B-)	Q2: 86.93 (B)	86.93%
	Q3: N/A	Q4: N/A	(B)

Program Census Information:	# Children in Care During Quarter: 7	# Placements During Quarter: 7	# Children in Care On Last Day: 3
------------------------------------	--------------------------------------	--------------------------------	-----------------------------------

	Avg Performance All CCIs (%)	Provider Performance (%)*	Possible Points (Weight)	Provider Points Earned
--	-------------------------------------	----------------------------------	---------------------------------	-------------------------------

OPM Monitoring Reviews

Annual Comprehensive Reviews	89%	93%	25	23.18
Safety Reviews	95%	91%	15	13.70
Monitoring Sub-Total			40	36.88

CCI Safety Outcomes

Incidence of Maltreatment	0.00%	No Substantiated Reports	10	10.00
Staff Training	75%	50%	10	5.00
Safety Sub-Total			20	15.00

CCI Permanency Outcomes

Placement Stability	92%	100%	15	15.00
Permanency Sub-Total			15	15.00

CCI Well-Being Outcomes

EPSDT Medical Visits	94%	100%	4	4.00
EPSDT Dental Visits	89%	100%	4	4.00
Academic Supports	77%	100%	3	3.00
Provider ECEM Visits	83%	0%	7	0.00
Provider General Contacts	80%	15%	7	1.05
Placements with Siblings	34%	33%	Not Scored	Not Scored
Placements within Legal County	16%	0%	Not Scored	Not Scored
Well-Being Sub-Total			25	12.05

*Performance calculation descriptions can be found in the FY 2017 RBWO PBP Measurements and Standards Guide.

Monitoring & Outcomes: Possible Points = 100		Points Earned = 78.93	
Score Before Incentives Credit			78.93%
Incentives Awarded			8.00 pts
PBP Verification			N/A pts
Total Score			86.93%



DHS, DFCS, Office of Provider Management
Performance-Based Placement Measures
RBWO Provider GA+SCORECARD - CCI



Report Quarter: Q2 FY2017

Provider/Program Name: Visions of Hope for Boys - (978) - CCI

Program Census Information:		# Children in Care During Quarter: 7	# Placements During Quarter: 7	# Children in Care On Last Day: 3
CCI Incentive Credits	Avg Performance All CCIs (Points)	Provider Performance (%)*	Possible Points (Weight)	Provider Points Earned
Early EPSDT Medical Visits		100%	2	2.00
Early EPSDT Dental Visits		100%	2	2.00
Permanency Contacts		0%	5	0.00
Additional Academic Supports		0%	2	0.00
Active Agency Accreditation		0%	4	0.00
Staff Clinical Licensure		0%	5	0.00
Behavior Management (threshold = 0)		100%	4	4.00
Incentives Total	7.31		24	8.00
Maximum total combined incentive credit allowed is 10 points.			Incentives Awarded	8.00

*Performance calculation descriptions can be found in the FY 2017 RBWO PBP Measurements and Standards Guide.

Child Protective Services Investigations and Dispositions

The following investigations data, which is not used for scoring but is considered significant to a provider's performance, is from Georgia SHINES and is not considered final or complete until the end of the fiscal year.

Total Reports:	0	
Number Screened In:	0	
Number Screened Out:	0	
Number Substantiated:	0	
Number Unsubstantiated:	0	
Number Active CPS Investigations:	0	



DHS, DFCS, Office of Provider Management
Performance-Based Placement Measures
RBWO Provider GA+SCORECARD - CCI



Report Quarter: Q2 FY2017

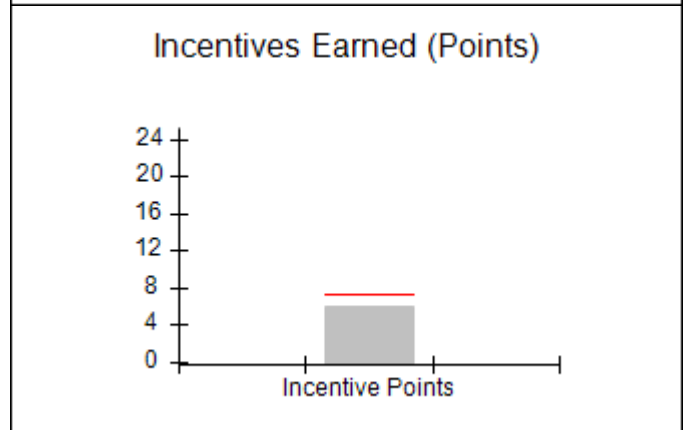
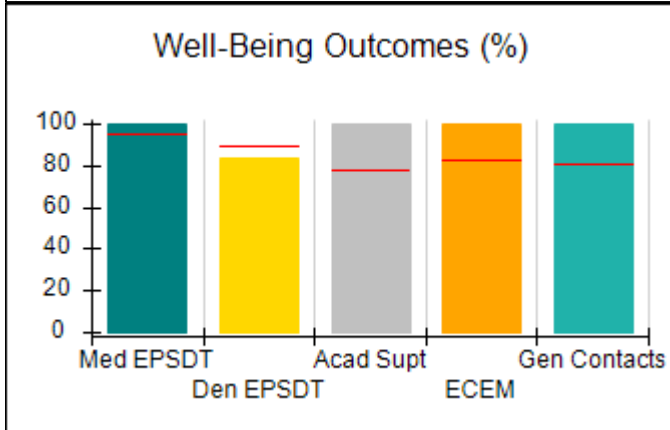
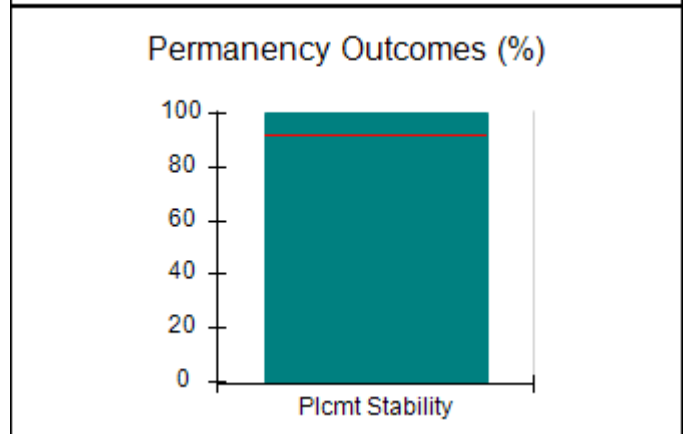
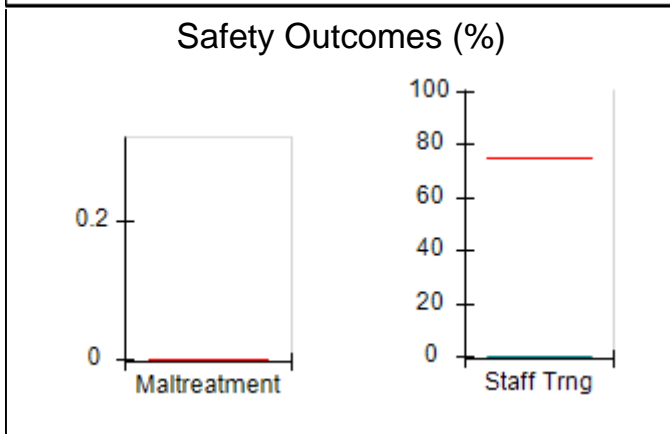
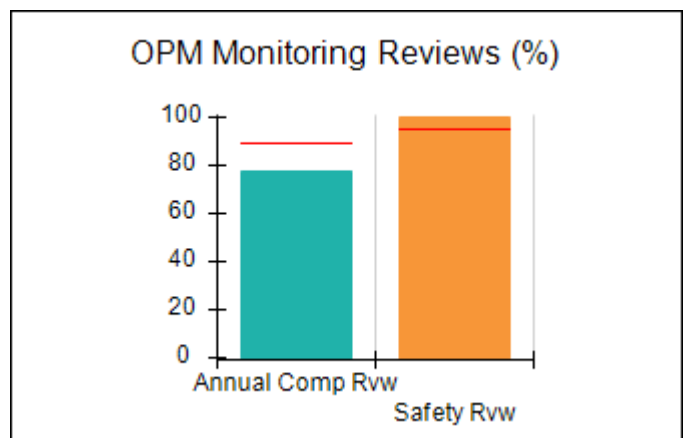
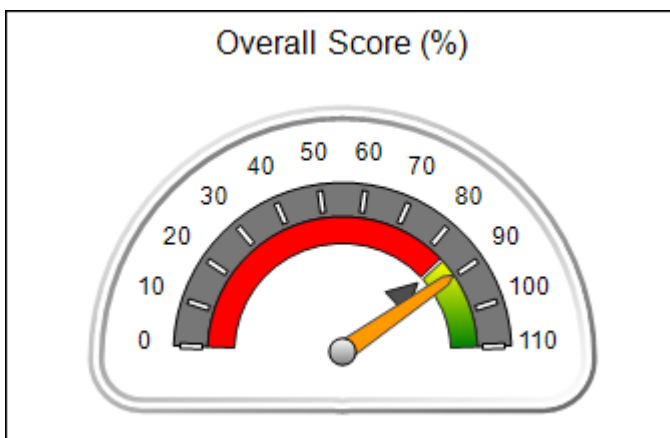
Provider/Program Name: Weekes House, Inc. - Weekes House (5178) - CCI

5430 Rocky Pine Drive, Lithonia, GA 30038 Phone: 678-418-6450 Vendor ID# 124200	Quarterly Scores (Grades)		Current Quarter Score (Grade)
	Q1: 93.46 (A-)	Q2: 89.67 (B+)	89.67% (B+)
	Q3: N/A	Q4: N/A	

Program Census Information:	# Children in Care During Quarter: 6	# Placements During Quarter: 6	# Children in Care On Last Day: 6
-----------------------------	--------------------------------------	--------------------------------	-----------------------------------

Quarterly Provider Comparisons to All CCIs

▼ — indicates average for all CCIs





DHS, DFCS, Office of Provider Management
Performance-Based Placement Measures
RBWO Provider GA+SCORECARD - CCI



Report Quarter: Q2 FY2017

Provider/Program Name: Weekes House, Inc. - Weekes House (5178) - CCI				
5430 Rocky Pine Drive, Lithonia, GA 30038 Phone: 678-418-6450 Vendor ID# 124200		Quarterly Scores (Grades)		Current Quarter Score (Grade)
		Q1: 93.46 (A-)	Q2: 89.67 (B+)	89.67% (B+)
		Q3: N/A	Q4: N/A	
Program Census Information:		# Children in Care During Quarter: 6	# Placements During Quarter: 6	# Children in Care On Last Day: 6
	Avg Performance All CCIs (%)	Provider Performance (%)*	Possible Points (Weight)	Provider Points Earned
OPM Monitoring Reviews				
Annual Comprehensive Reviews	89%	78%	25	19.47
Safety Reviews	95%	100%	15	15.00
Monitoring Sub-Total			40	34.47
CCI Safety Outcomes				
Incidence of Maltreatment	0.00%	No Substantiated Reports	10	10.00
Staff Training	75%	0%	10	0.00
Safety Sub-Total			20	10.00
CCI Permanency Outcomes				
Placement Stability	92%	100%	15	15.00
Permanency Sub-Total			15	15.00
CCI Well-Being Outcomes				
EPSDT Medical Visits	94%	100%	4	4.00
EPSDT Dental Visits	89%	83%	4	3.32
Academic Supports	77%	100%	3	3.00
Provider ECEM Visits	83%	100%	7	7.00
Provider General Contacts	80%	100%	7	7.00
Placements with Siblings	34%	0%	Not Scored	Not Scored
Placements within Legal County	16%	Not Eligible	Not Scored	Not Scored
Well-Being Sub-Total			25	24.32
*Performance calculation descriptions can be found in the FY 2017 RBWO PBP Measurements and Standards Guide.				

Monitoring & Outcomes: Possible Points = 100	Points Earned = 83.79
Score Before Incentives Credit	83.79%
Incentives Awarded	5.88 pts
PBP Verification	N/A pts
Total Score	89.67%



DHS, DFCS, Office of Provider Management
Performance-Based Placement Measures
RBWO Provider GA+SCORECARD - CCI



Report Quarter: Q2 FY2017

Provider/Program Name: Weekes House, Inc. - Weekes House (5178) - CCI

Program Census Information:		# Children in Care During Quarter: 6	# Placements During Quarter: 6	# Children in Care On Last Day: 6
CCI Incentive Credits	Avg Performance All CCIs (Points)	Provider Performance (%)*	Possible Points (Weight)	Provider Points Earned
Early EPSDT Medical Visits		Not Eligible	2	
Early EPSDT Dental Visits		0%	2	0.00
Permanency Contacts		None Planned	5	
Additional Academic Supports		94%	2	1.88
Active Agency Accreditation		0%	4	0.00
Staff Clinical Licensure		0%	5	0.00
Behavior Management (threshold = 0)		100%	4	4.00
Incentives Total	7.31		24	5.88
Maximum total combined incentive credit allowed is 10 points.			Incentives Awarded	5.88

*Performance calculation descriptions can be found in the FY 2017 RBWO PBP Measurements and Standards Guide.

Child Protective Services Investigations and Dispositions	
The following investigations data, which is not used for scoring but is considered significant to a provider's performance, is from Georgia SHINES and is not considered final or complete until the end of the fiscal year.	
Total Reports:	0
Number Screened In:	0
Number Screened Out:	0
Number Substantiated:	0
Number Unsubstantiated:	0
Number Active CPS Investigations:	0



DHS, DFCS, Office of Provider Management
Performance-Based Placement Measures
RBWO Provider GA+SCORECARD - CCI



Report Quarter: Q2 FY2017

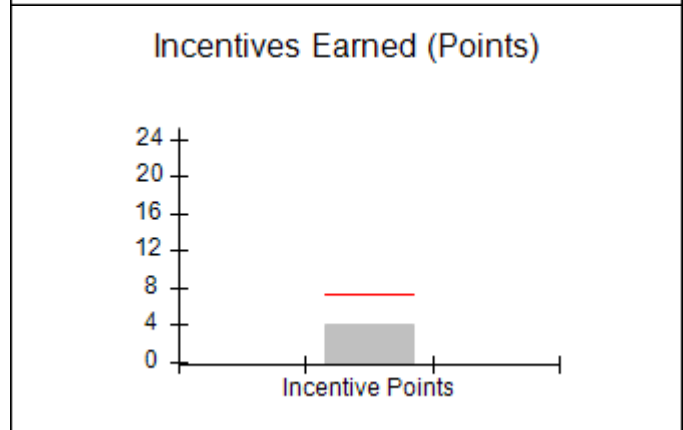
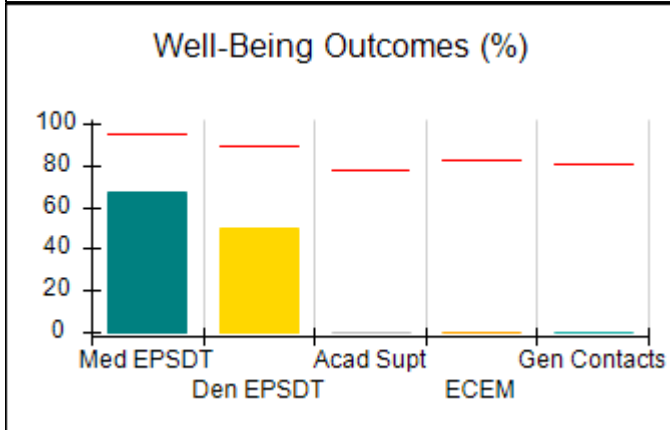
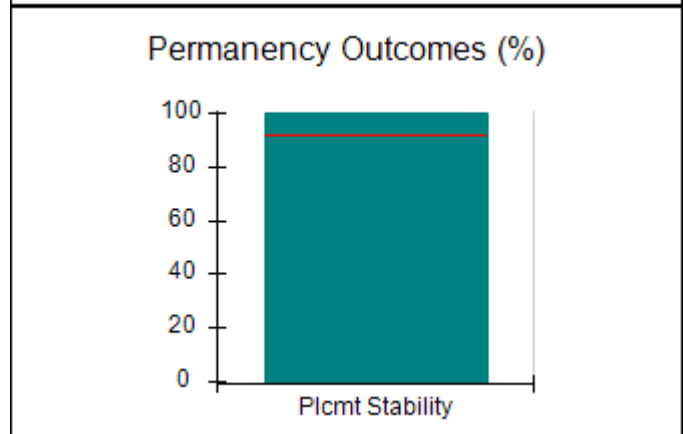
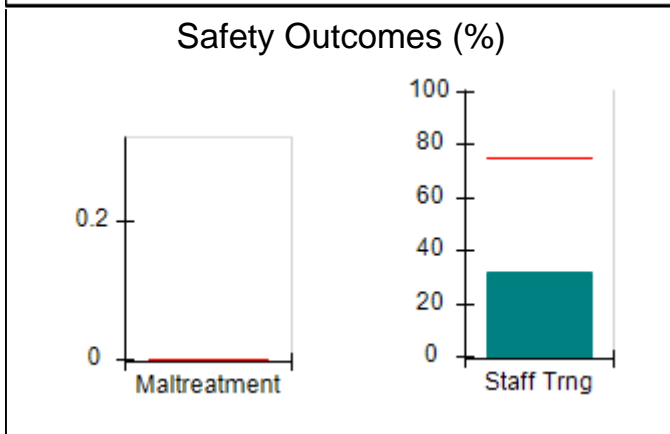
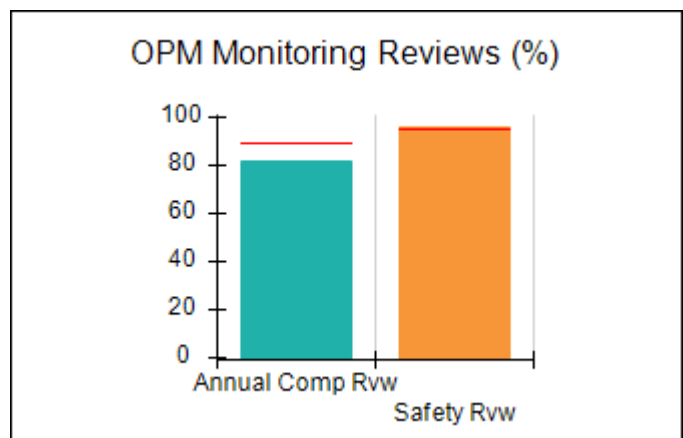
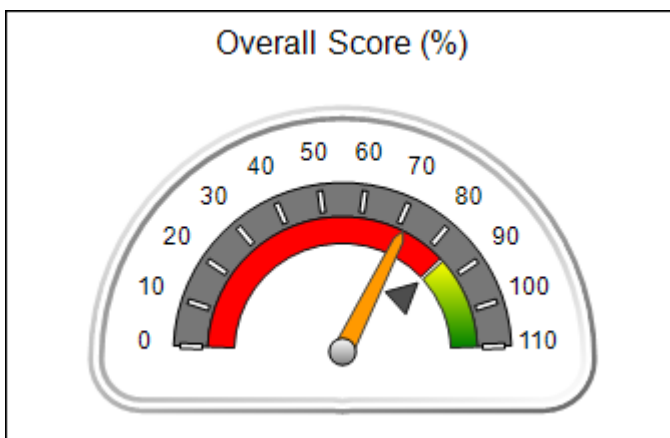
Provider/Program Name: Wellspring Living, Inc. - (5168) - CCI

3965 Roosevelt Hwy, Union City, GA 30349 Phone: 678-246-9539 Vendor ID# 119326	Quarterly Scores (Grades)		Current Quarter Score (Grade)
	Q1: 81.54 (B-)	Q2: 71.65 (C-)	71.65% (C-)
	Q3: N/A	Q4: N/A	

Program Census Information:	# Children in Care During Quarter: 6	# Placements During Quarter: 6	# Children in Care On Last Day: 5
-----------------------------	--------------------------------------	--------------------------------	-----------------------------------

Quarterly Provider Comparisons to All CCIs

▼ — indicates average for all CCIs





DHS, DFCS, Office of Provider Management
Performance-Based Placement Measures
RBWO Provider GA+SCORECARD - CCI



Report Quarter: Q2 FY2017

Provider/Program Name: Wellspring Living, Inc. - (5168) - CCI				
3965 Roosevelt Hwy, Union City, GA 30349 Phone: 678-246-9539 Vendor ID# 119326		Quarterly Scores (Grades)		Current Quarter Score (Grade)
		Q1: 81.54 (B-)	Q2: 71.65 (C-)	71.65% (C-)
		Q3: N/A	Q4: N/A	
Program Census Information:		# Children in Care During Quarter: 6	# Placements During Quarter: 6	# Children in Care On Last Day: 5
	Avg Performance All CCIs (%)	Provider Performance (%)*	Possible Points (Weight)	Provider Points Earned
OPM Monitoring Reviews				
Annual Comprehensive Reviews	89%	82%	25	20.38
Safety Reviews	95%	96%	15	14.39
Monitoring Sub-Total			40	34.77
CCI Safety Outcomes				
Incidence of Maltreatment	0.00%	No Substantiated Reports	10	10.00
Staff Training	75%	32%	10	3.20
Safety Sub-Total			20	13.20
CCI Permanency Outcomes				
Placement Stability	92%	100%	15	15.00
Permanency Sub-Total			15	15.00
CCI Well-Being Outcomes				
EPSDT Medical Visits	94%	67%	4	2.68
EPSDT Dental Visits	89%	50%	4	2.00
Academic Supports	77%	0%	3	0.00
Provider ECEM Visits	83%	0%	7	0.00
Provider General Contacts	80%	0%	7	0.00
Placements with Siblings	34%	Not Eligible	Not Scored	Not Scored
Placements within Legal County	16%	100%	Not Scored	Not Scored
Well-Being Sub-Total			25	4.68
*Performance calculation descriptions can be found in the FY 2017 RBWO PBP Measurements and Standards Guide.				

Monitoring & Outcomes: Possible Points = 100	Points Earned = 67.65
Score Before Incentives Credit	67.65%
Incentives Awarded	4.00 pts
PBP Verification	N/A pts
Total Score	71.65%



DHS, DFCS, Office of Provider Management
Performance-Based Placement Measures
RBWO Provider GA+SCORECARD - CCI



Report Quarter: Q2 FY2017

Provider/Program Name: Wellspring Living, Inc. - (5168) - CCI

Program Census Information:		# Children in Care During Quarter: 6	# Placements During Quarter: 6	# Children in Care On Last Day: 5
CCI Incentive Credits	Avg Performance All CCIs (Points)	Provider Performance (%)*	Possible Points (Weight)	Provider Points Earned
Early EPSDT Medical Visits		0%	2	0.00
Early EPSDT Dental Visits		0%	2	0.00
Permanency Contacts		0%	5	0.00
Additional Academic Supports		0%	2	0.00
Active Agency Accreditation		0%	4	0.00
Staff Clinical Licensure		0%	5	0.00
Behavior Management (threshold = 0)		100%	4	4.00
Incentives Total	7.31		24	4.00
Maximum total combined incentive credit allowed is 10 points.			Incentives Awarded	4.00

*Performance calculation descriptions can be found in the FY 2017 RBWO PBP Measurements and Standards Guide.

Child Protective Services Investigations and Dispositions

The following investigations data, which is not used for scoring but is considered significant to a provider's performance, is from Georgia SHINES and is not considered final or complete until the end of the fiscal year.

Total Reports:	1	
Number Screened In:	0	
Number Screened Out:	1	
Number Substantiated:	0	
Number Unsubstantiated:	0	
Number Active CPS Investigations:	0	



DHS, DFCS, Office of Provider Management
Performance-Based Placement Measures
RBWO Provider GA+SCORECARD - CCI



Report Quarter: Q2 FY2017

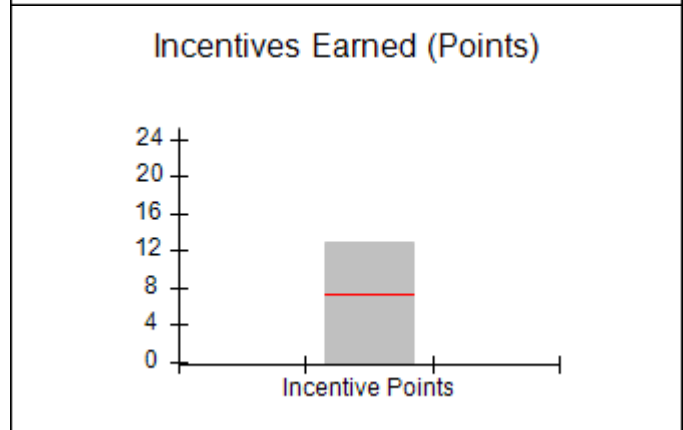
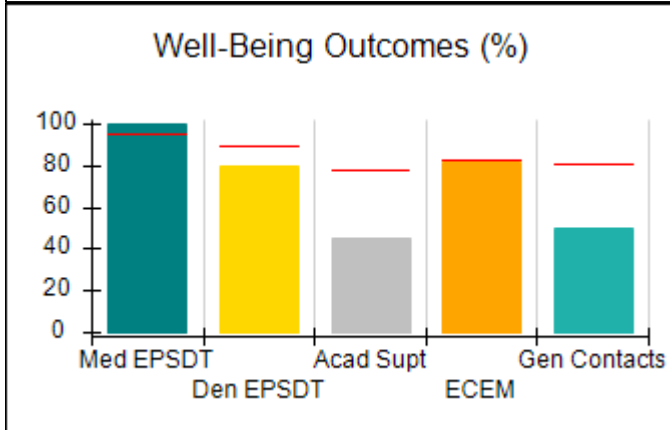
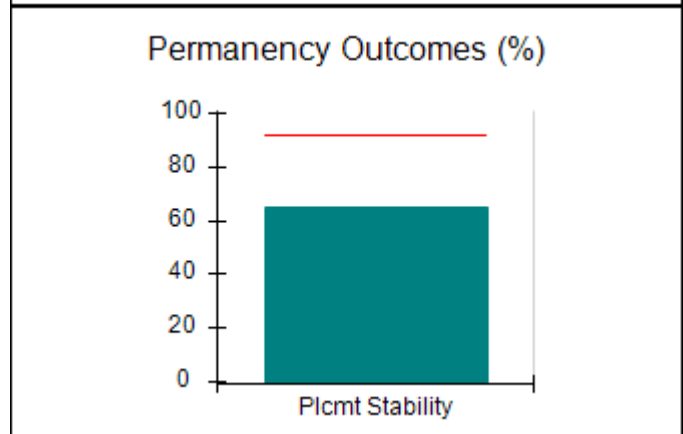
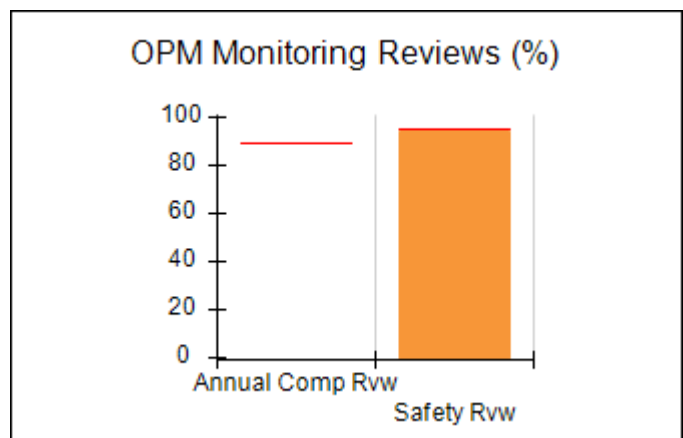
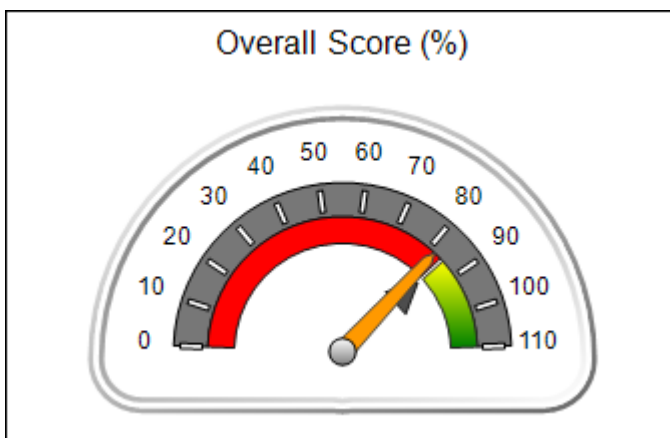
Provider/Program Name: Young Adult Guidance Center, The - (860) - CCI

1230 Hightower Road, Atlanta, GA 30318 Phone: 404-792-7616 Vendor ID# 35597	Quarterly Scores (Grades)		Current Quarter Score (Grade)
	Q1: 80.08 (B-)	Q2: 81.94 (B-)	81.94% (B-)
	Q3: N/A	Q4: N/A	

Program Census Information:	# Children in Care During Quarter: 23	# Placements During Quarter: 24	# Children in Care On Last Day: 7
-----------------------------	---------------------------------------	---------------------------------	-----------------------------------

Quarterly Provider Comparisons to All CCIs

▼ — indicates average for all CCIs





DHS, DFCS, Office of Provider Management
Performance-Based Placement Measures
RBWO Provider GA+SCORECARD - CCI



Report Quarter: Q2 FY2017

Provider/Program Name: Young Adult Guidance Center, The - (860) - CCI				
1230 Hightower Road, Atlanta, GA 30318 Phone: 404-792-7616 Vendor ID# 35597		Quarterly Scores (Grades)		Current Quarter Score (Grade)
		Q1: 80.08 (B-)	Q2: 81.94 (B-)	81.94% (B-)
		Q3: N/A	Q4: N/A	
Program Census Information:		# Children in Care During Quarter: 23	# Placements During Quarter: 24	# Children in Care On Last Day: 7
	Avg Performance All CCIs (%)	Provider Performance (%)*	Possible Points (Weight)	Provider Points Earned
OPM Monitoring Reviews				
Annual Comprehensive Reviews	89%	Not Yet Conducted		
Safety Reviews	95%	95%	15	14.22
Monitoring Sub-Total			15	14.22
CCI Safety Outcomes				
Incidence of Maltreatment	0.00%	No Substantiated Reports	10	10.00
Staff Training	75%	22%	10	2.20
Safety Sub-Total			20	12.20
CCI Permanency Outcomes				
Placement Stability	92%	65%	15	9.75
Permanency Sub-Total			15	9.75
CCI Well-Being Outcomes				
EPSDT Medical Visits	94%	100%	4	4.00
EPSDT Dental Visits	89%	80%	4	3.20
Academic Supports	77%	45%	3	1.35
Provider ECEM Visits	83%	82%	7	5.74
Provider General Contacts	80%	50%	7	3.50
Placements with Siblings	34%	57%	Not Scored	Not Scored
Placements within Legal County	16%	50%	Not Scored	Not Scored
Well-Being Sub-Total			25	17.79
*Performance calculation descriptions can be found in the FY 2017 RBWO PBP Measurements and Standards Guide.				

Monitoring & Outcomes: Possible Points = 75	Points Earned = 53.96
Score Before Incentives Credit	71.94%
Incentives Awarded	10.00 pts
PBP Verification	N/A pts
Total Score	81.94%



DHS, DFCS, Office of Provider Management
Performance-Based Placement Measures
RBWO Provider GA+SCORECARD - CCI



Report Quarter: Q2 FY2017

Provider/Program Name: Young Adult Guidance Center, The - (860) - CCI

Program Census Information:		# Children in Care During Quarter: 23	# Placements During Quarter: 24	# Children in Care On Last Day: 7
CCI Incentive Credits	Avg Performance All CCIs (Points)	Provider Performance (%)*	Possible Points (Weight)	Provider Points Earned
Early EPSDT Medical Visits		100%	2	2.00
Early EPSDT Dental Visits		67%	2	1.34
Permanency Contacts		33%	5	1.65
Additional Academic Supports		0%	2	0.00
Active Agency Accreditation		100%	4	4.00
Staff Clinical Licensure		0%	5	0.00
Behavior Management (threshold = 0)		100%	4	4.00
Incentives Total	7.31		24	12.99
Maximum total combined incentive credit allowed is 10 points.			Incentives Awarded	10.00

*Performance calculation descriptions can be found in the FY 2017 RBWO PBP Measurements and Standards Guide.

Child Protective Services Investigations and Dispositions	
The following investigations data, which is not used for scoring but is considered significant to a provider's performance, is from Georgia SHINES and is not considered final or complete until the end of the fiscal year.	
Total Reports:	0
Number Screened In:	0
Number Screened Out:	0
Number Substantiated:	0
Number Unsubstantiated:	0
Number Active CPS Investigations:	0



Performance-Based Placement Measures RBWO Provider GA+SCORECARD - CCI

Report Quarter: Q2 FY2017

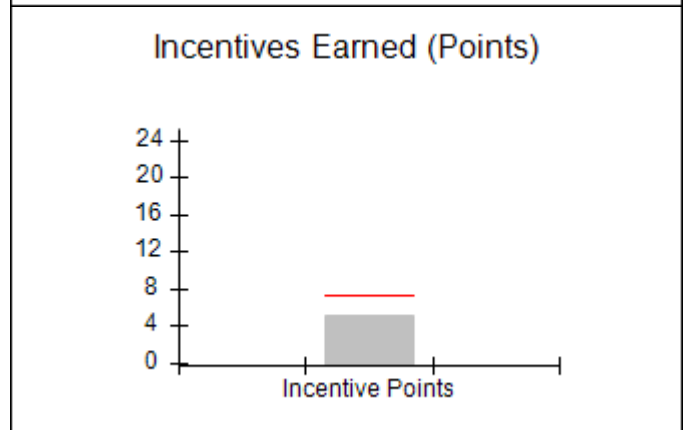
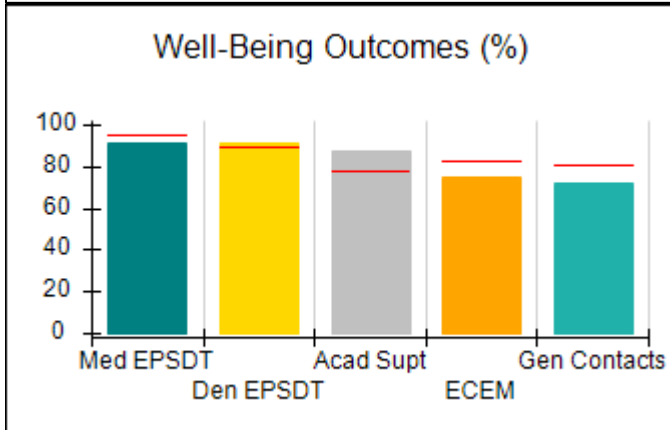
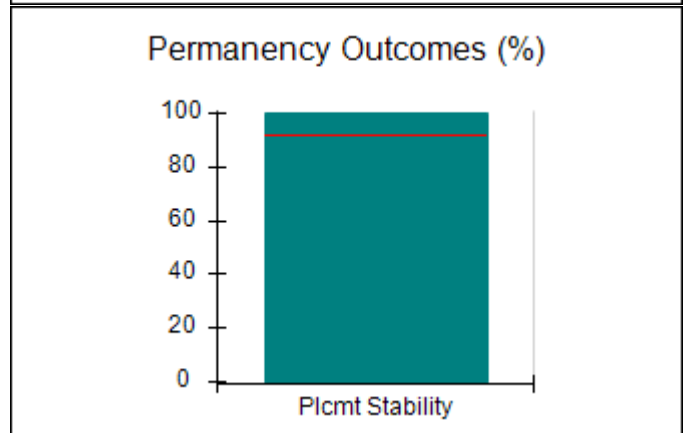
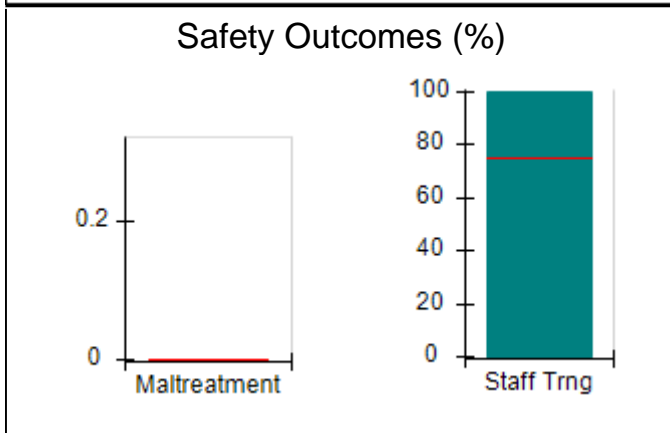
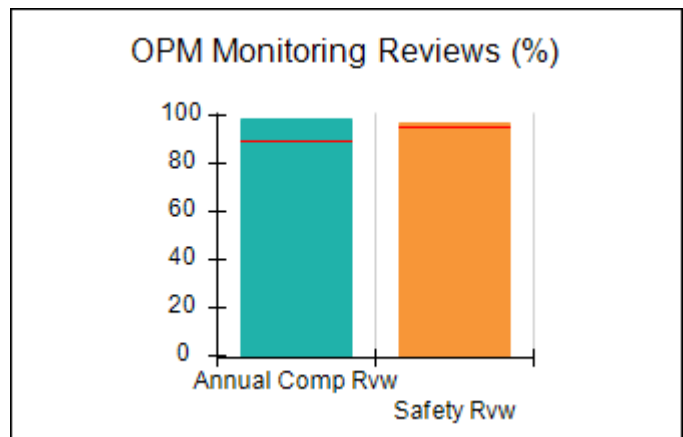
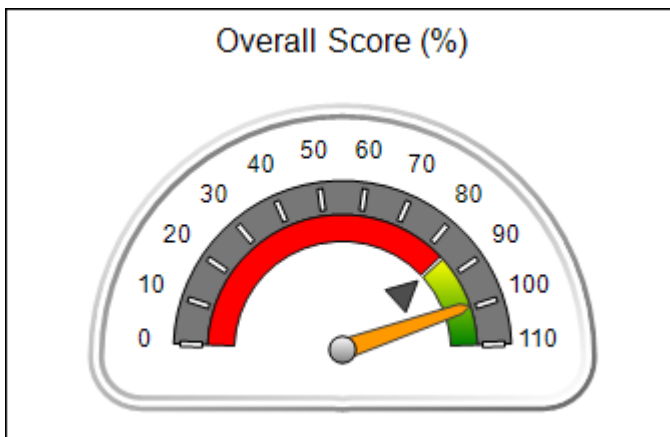
Provider/Program Name: Youth Villages (Inner Harbour Campus) - Douglas Center: Girls (624) - CCI

4885 Dorsett Shoals Rd., Douglasville, GA 30135 Phone: 770-852-6300 Vendor ID# 35428	Quarterly Scores (Grades)		Current Quarter Score (Grade)
	Q1: 97.68 (A+)	Q2: 99.38 (A+)	99.38% (A+)
	Q3: N/A	Q4: N/A	

Program Census Information:	# Children in Care During Quarter: 16	# Placements During Quarter: 16	# Children in Care On Last Day: 9
-----------------------------	---------------------------------------	---------------------------------	-----------------------------------

Quarterly Provider Comparisons to All CCIs

▼ — indicates average for all CCIs





DHS, DFCS, Office of Provider Management
Performance-Based Placement Measures
RBWO Provider GA+SCORECARD - CCI



Report Quarter: Q2 FY2017

Provider/Program Name: Youth Villages (Inner Harbour Campus) - Douglas Center: Girls (624) - CCI

4885 Dorsett Shoals Rd., Douglasville, GA 30135 Phone: 770-852-6300 Vendor ID# 35428	Quarterly Scores (Grades)		Current Quarter Score (Grade)
	Q1: 97.68 (A+)	Q2: 99.38 (A+)	99.38%
	Q3: N/A	Q4: N/A	(A+)

Program Census Information:	# Children in Care During Quarter: 16	# Placements During Quarter: 16	# Children in Care On Last Day: 9
-----------------------------	---------------------------------------	---------------------------------	-----------------------------------

	Avg Performance All CCIs (%)	Provider Performance (%)*	Possible Points (Weight)	Provider Points Earned
--	------------------------------	---------------------------	--------------------------	------------------------

OPM Monitoring Reviews

Annual Comprehensive Reviews	89%	98%	25	24.58
Safety Reviews	95%	97%	15	14.52
Monitoring Sub-Total			40	39.10

CCI Safety Outcomes

Incidence of Maltreatment	0.00%	No Substantiated Reports	10	10.00
Staff Training	75%	100%	10	10.00
Safety Sub-Total			20	20.00

CCI Permanency Outcomes

Placement Stability	92%	100%	15	15.00
Permanency Sub-Total			15	15.00

CCI Well-Being Outcomes

EPSDT Medical Visits	94%	91%	4	3.64
EPSDT Dental Visits	89%	91%	4	3.64
Academic Supports	77%	87%	3	2.61
Provider ECEM Visits	83%	75%	7	5.25
Provider General Contacts	80%	72%	7	5.04
Placements with Siblings	34%	0%	Not Scored	Not Scored
Placements within Legal County	16%	20%	Not Scored	Not Scored
Well-Being Sub-Total			25	20.18

*Performance calculation descriptions can be found in the FY 2017 RBWO PBP Measurements and Standards Guide.

Monitoring & Outcomes: Possible Points = 100		Points Earned = 94.28	
Score Before Incentives Credit			94.28%
Incentives Awarded			5.10 pts
PBP Verification			N/A pts
Total Score			99.38%



DHS, DFCS, Office of Provider Management
Performance-Based Placement Measures
RBWO Provider GA+SCORECARD - CCI



Report Quarter: Q2 FY2017

Provider/Program Name: Youth Villages (Inner Harbour Campus) - Douglas Center: Girls (624) - CCI

Program Census Information:		# Children in Care During Quarter: 16	# Placements During Quarter: 16	# Children in Care On Last Day: 9
CCI Incentive Credits	Avg Performance All CCIs (Points)	Provider Performance (%)*	Possible Points (Weight)	Provider Points Earned
Early EPSDT Medical Visits		80%	2	1.60
Early EPSDT Dental Visits		75%	2	1.50
Permanency Contacts		None Planned	5	
Additional Academic Supports		0%	2	0.00
Active Agency Accreditation		50%	4	2.00
Staff Clinical Licensure		0%	5	0.00
Behavior Management (threshold = 0)		0%	4	0.00
Incentives Total	7.31		24	5.10
Maximum total combined incentive credit allowed is 10 points.			Incentives Awarded	5.10

*Performance calculation descriptions can be found in the FY 2017 RBWO PBP Measurements and Standards Guide.

Child Protective Services Investigations and Dispositions	
The following investigations data, which is not used for scoring but is considered significant to a provider's performance, is from Georgia SHINES and is not considered final or complete until the end of the fiscal year.	
Total Reports:	2
Number Screened In:	1
Number Screened Out:	1
Number Substantiated:	0
Number Unsubstantiated:	0
Number Active CPS Investigations:	1



Performance-Based Placement Measures RBWO Provider GA+SCORECARD - CCI

Report Quarter: Q2 FY2017

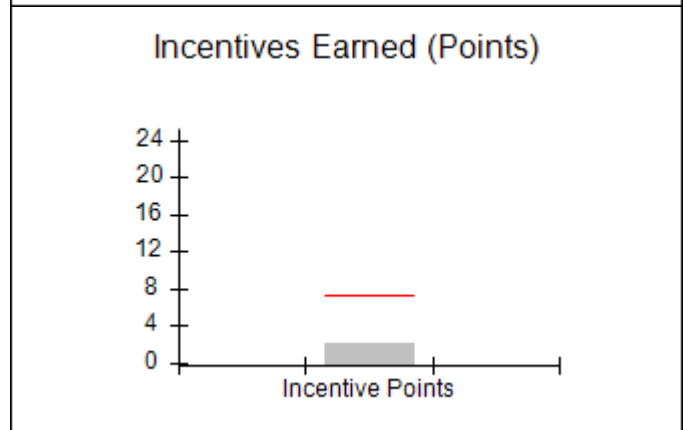
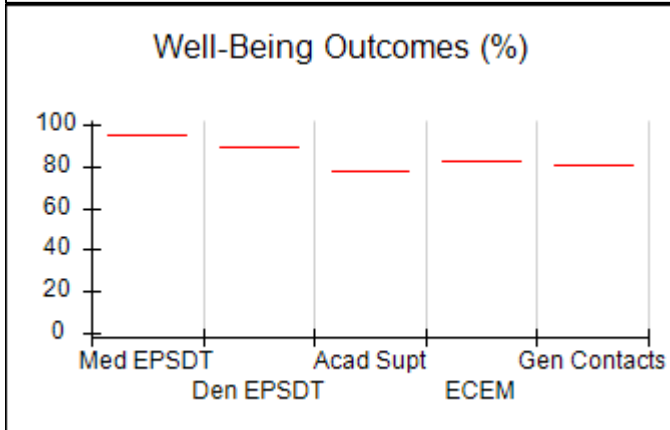
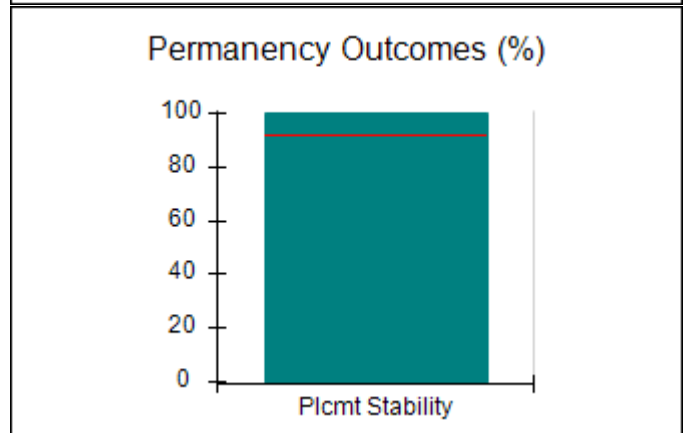
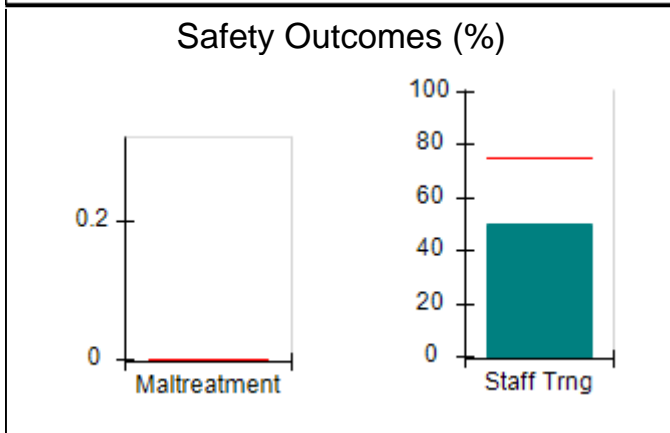
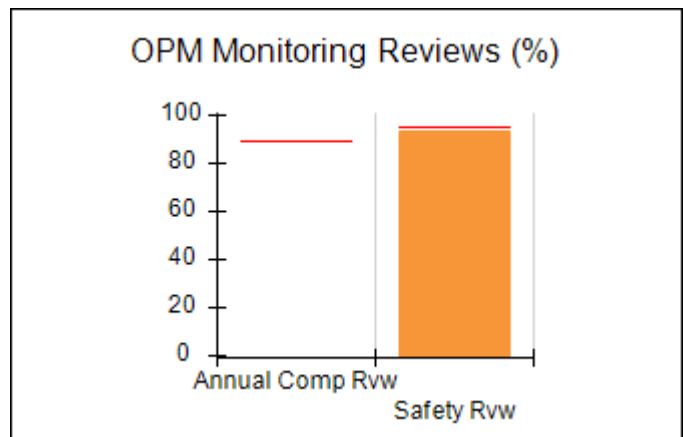
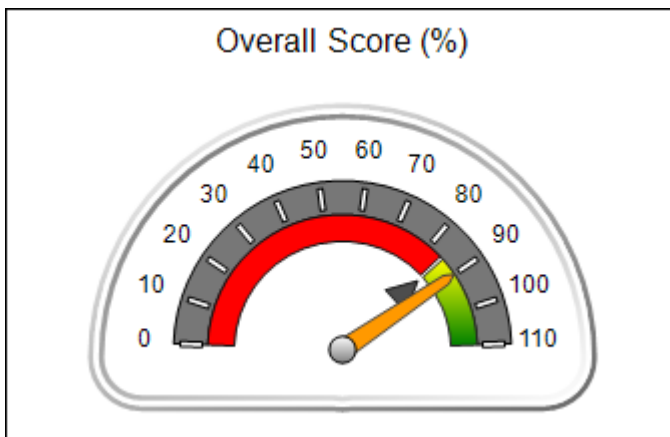
Provider/Program Name: Youth Villages (Inner Harbour Campus) - Douglasville: The Ranch Boys (711) - CCI

5261 Dorsett Shoals Rd., Douglasville, GA 30135 Phone: 770-852-6300 Vendor ID# 117421	Quarterly Scores (Grades)		Current Quarter Score (Grade)
	Q1: 83.18 (B-)	Q2: 89.99 (B+)	89.99% (B+)
	Q3: N/A	Q4: N/A	

Program Census Information:	# Children in Care During Quarter: 1	# Placements During Quarter: 1	# Children in Care On Last Day: 1
-----------------------------	--------------------------------------	--------------------------------	-----------------------------------

Quarterly Provider Comparisons to All CCIs

▼ — indicates average for all CCIs





DHS, DFCS, Office of Provider Management
Performance-Based Placement Measures
RBWO Provider GA+SCORECARD - CCI



Report Quarter: Q2 FY2017

Provider/Program Name: Youth Villages (Inner Harbour Campus) - Douglasville: The Ranch Boys (711) - CCI				
5261 Dorsett Shoals Rd., Douglasville, GA 30135 Phone: 770-852-6300 Vendor ID# 117421		Quarterly Scores (Grades)		Current Quarter Score (Grade)
		Q1: 83.18 (B-)	Q2: 89.99 (B+)	89.99% (B+)
		Q3: N/A	Q4: N/A	
Program Census Information:		# Children in Care During Quarter: 1	# Placements During Quarter: 1	# Children in Care On Last Day: 1
	Avg Performance All CCIs (%)	Provider Performance (%)*	Possible Points (Weight)	Provider Points Earned
OPM Monitoring Reviews				
Annual Comprehensive Reviews	89%	Not Yet Conducted		
Safety Reviews	95%	93%	15	13.99
Monitoring Sub-Total			15	13.99
CCI Safety Outcomes				
Incidence of Maltreatment	0.00%	No Substantiated Reports	10	10.00
Staff Training	75%	50%	10	5.00
Safety Sub-Total			20	15.00
CCI Permanency Outcomes				
Placement Stability	92%	100%	15	15.00
Permanency Sub-Total			15	15.00
CCI Well-Being Outcomes				
EPSDT Medical Visits	94%	Not Eligible		
EPSDT Dental Visits	89%	Not Eligible		
Academic Supports	77%	Not Eligible		
Provider ECEM Visits	83%	Not Eligible		
Provider General Contacts	80%	Not Eligible		
Placements with Siblings	34%	0%	Not Scored	Not Scored
Placements within Legal County	16%	0%	Not Scored	Not Scored
Well-Being Sub-Total			N/A	
*Performance calculation descriptions can be found in the FY 2017 RBWO PBP Measurements and Standards Guide.				

Monitoring & Outcomes: Possible Points = 50	Points Earned = 43.99
Score Before Incentives Credit	87.99%
Incentives Awarded	2.00 pts
PBP Verification	N/A pts
Total Score	89.99%



DHS, DFCS, Office of Provider Management
Performance-Based Placement Measures
RBWO Provider GA+SCORECARD - CCI



Report Quarter: Q2 FY2017

Provider/Program Name: Youth Villages (Inner Harbour Campus) - Douglasville: The Ranch Boys (711) - CCI

Program Census Information:		# Children in Care During Quarter: 1	# Placements During Quarter: 1	# Children in Care On Last Day: 1
CCI Incentive Credits	Avg Performance All CCIs (Points)	Provider Performance (%)*	Possible Points (Weight)	Provider Points Earned
Early EPSDT Medical Visits		Not Eligible	2	
Early EPSDT Dental Visits		Not Eligible	2	
Permanency Contacts		None Planned	5	
Additional Academic Supports		Not Eligible	2	
Active Agency Accreditation		50%	4	2.00
Staff Clinical Licensure		0%	5	0.00
Behavior Management (threshold = 0)		0%	4	0.00
Incentives Total	7.31		24	2.00
Maximum total combined incentive credit allowed is 10 points.			Incentives Awarded	2.00

*Performance calculation descriptions can be found in the FY 2017 RBWO PBP Measurements and Standards Guide.

Child Protective Services Investigations and Dispositions	
The following investigations data, which is not used for scoring but is considered significant to a provider's performance, is from Georgia SHINES and is not considered final or complete until the end of the fiscal year.	
Total Reports:	0
Number Screened In:	0
Number Screened Out:	0
Number Substantiated:	0
Number Unsubstantiated:	0
Number Active CPS Investigations:	0