




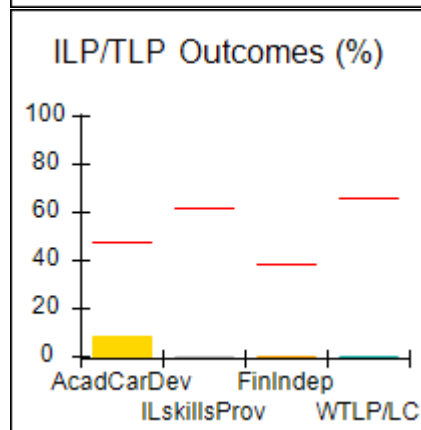
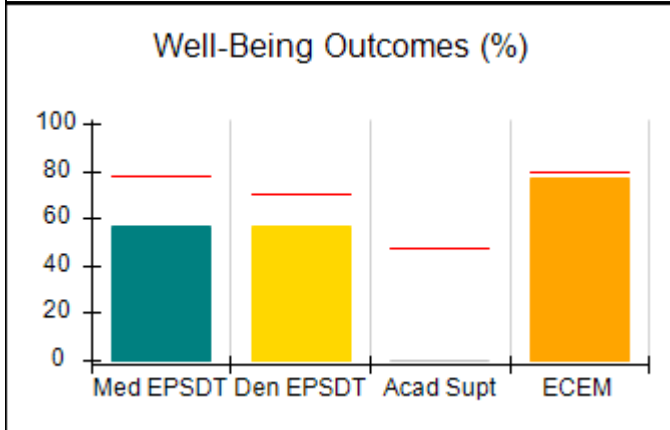
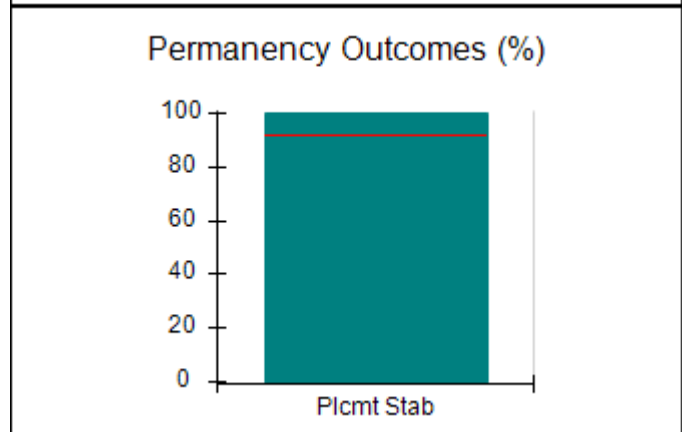
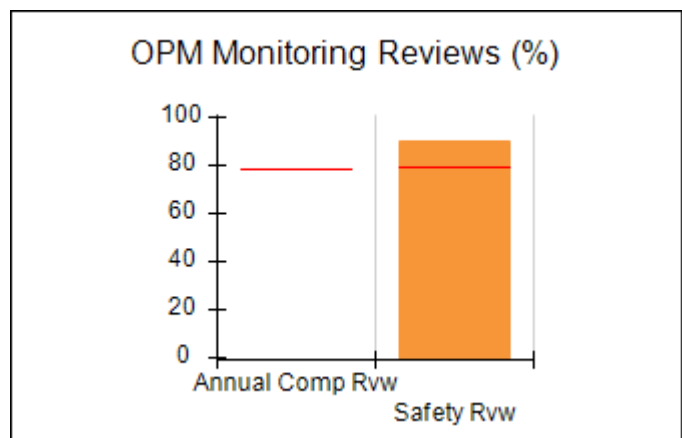
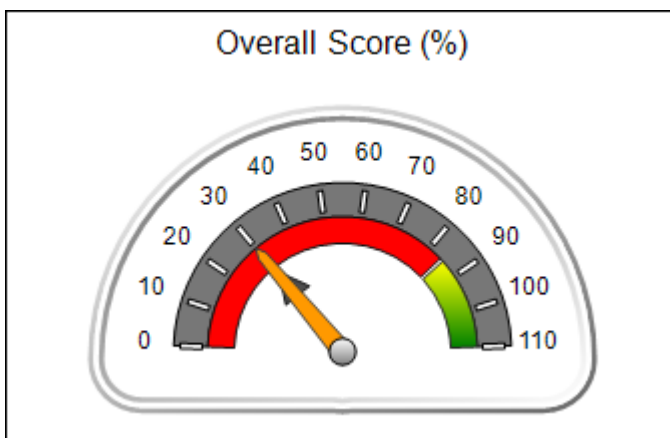
Performance-Based Placement Measures RBWO Provider GA+SCORECARD - ILP/TLP

Report Quarter: Q1 FY2021

Provider/Program Name: Atlanta Children's Foundation dba THE Village - (5344) - TLP			
127 Gulley Trail, Toccoa, GA 30577	Quarterly Scores (Grades)		Current Quarter Score (Grade)
Phone: 404-824-2044	Q1: 30.02 (F)	Q2: (N/A)	30.02% (F)
Vendor ID# 159953	Q3: (N/A)	Q4: (N/A)	
Program Census Information:	# Children in Care During Quarter: 7	# Placements During Quarter: 7	# Children in Care On Last Day: 6

Quarterly Provider Comparisons to All ILP/TLPs

▼ — indicates average for all ILP/TLPs





Performance-Based Placement Measures RBWO Provider GA+SCORECARD - ILP/TLP

Report Quarter: Q1 FY2021

Provider/Program Name: Atlanta Children's Foundation dba THE Village - (5344) - TLP				
127 Gulley Trail, Toccoa, GA 30577		Quarterly Scores (Grades)		Current Quarter Score (Grade)
Phone: 404-824-2044		Q1: 30.02 (F)	Q2: (N/A)	30.02% (F)
Vendor ID# 159953		Q3: (N/A)	Q4: (N/A)	
Program Census Information:		# Children in Care During Quarter: 7	# Placements During Quarter: 7	# Children in Care On Last Day: 6
	Avg Performance All ILP/TLPs (%)	Provider Performance (%)*	Possible Points (Weight)	Provider Points Earned
OPM Monitoring Reviews				
Annual Comprehensive Reviews	79%	Not Yet Conducted		
Safety Reviews	79%	90%	10	9.00
Monitoring Sub-Total			10	9.00
ILP/TLP Safety Outcomes				
Incidence of Maltreatment	0.00%	No Substantiated Reports	3	3.00
Staff Training/Foundations	95%	33%	5	1.65
Staff Safety Checks	73%	0%	5	0.00
Safety Sub-Total			13	4.65
ILP/TLP Permanency Outcomes				
Placement Stability	92%	100%	3	3.00
Permanency Sub-Total			3	3.00
ILP/TLP Well-Being Outcomes				
EPSDT Medical Visits	78%	57%	4	2.28
EPSDT Dental Visits	70%	57%	4	2.28
Academic Supports	47%	0%	2	0.00
Provider ECEM Visits	79%	77%	4	3.08
Placements with Siblings	12%	Not Eligible	Not Scored	Not Scored
Placements within Legal County	23%	0%	Not Scored	Not Scored
Well-Being Sub-Total			14	7.64
ILP/TLP Specialty Outcomes				
Academic/Career Development	47%	8%	10	0.80
Ind Living Skills Provision	62%	0%	15	0.00
Financial Independence	39%	0%	5	0.00
WTLP/Life Coach	66%	0%	15	0.00
Specialty Sub-Total			45	0.80
*Performance calculation descriptions can be found in the FY 2019 RBWO PBP Measurements and Standards Guide.				

Monitoring & Outcomes: Possible Points = 85	Points Earned = 25.09
--	------------------------------



Performance-Based Placement Measures RBWO Provider GA+SCORECARD - ILP/TLP

Report Quarter: Q1 FY2021

Score Before Incentives Credit	29.52%
Incentives Awarded	00.50 pts
PBP Verification	N/A pts
Total Score	30.02%

Provider/Program Name: Atlanta Children's Foundation dba THE Village - (5344) - TLP

Program Census Information:		# Children in Care During Quarter: 7	# Placements During Quarter: 7	# Children in Care On Last Day: 6
ILP/TLP Incentive Credits	Avg Performance All ILP/TLPs (Points)	Provider Performance (%)*	Possible Points (Weight)	Provider Points Earned
No DOC Involvement		0%	5	0.00
Community Connections		0%	4	0.00
Positive Permanency Connections		0%	5	0.00
HS Grad/GED/Prof or Trade Certificate/College		N/A	10/5/5/1	
Part-Time Employment with Medical Benefits		0%	10	0.00
Living Arrangements at Discharge		0%	10	0.00
Additional Academic Supports		0%	2	0.00
Additional IL Skills Provision		0%	5	0.00
Active Agency Accreditation		0%	4	0.00
Staff Clinical Licensure		10%	5	0.50
Incentives Total	7.45			0.50

*Performance calculation descriptions can be found in the FY 2019 RBWO PBP Measurements and Standards Guide.

Child Protective Services Investigations and Dispositions

The following investigations data, which is not used for scoring but is considered significant to a provider's performance, is from Georgia SHINES and is not considered final or complete until the end of the fiscal year.

Total Reports:	0	
Number Screened In:	0	
Number Screened Out:	0	
Number Substantiated:	0	
Number Unsubstantiated:	0	
Number Active CPS Investigations:	0	



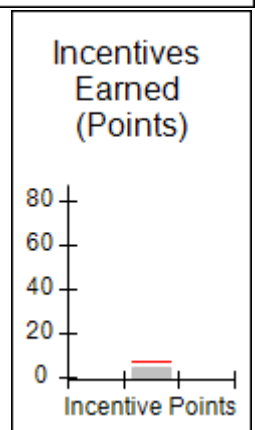
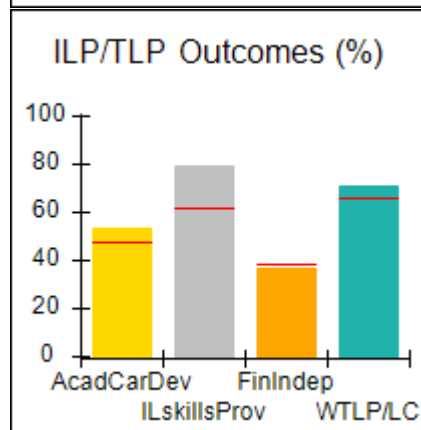
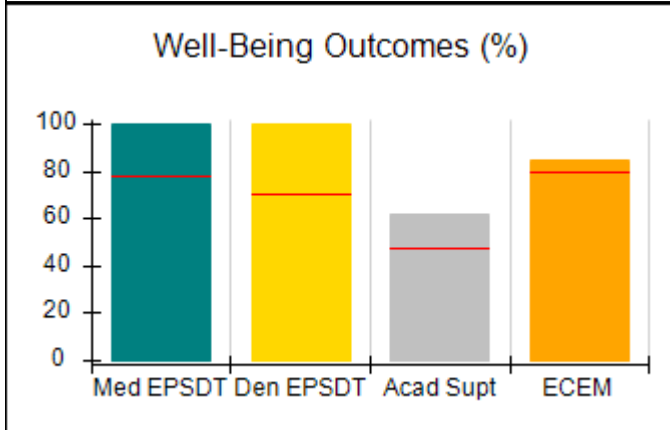
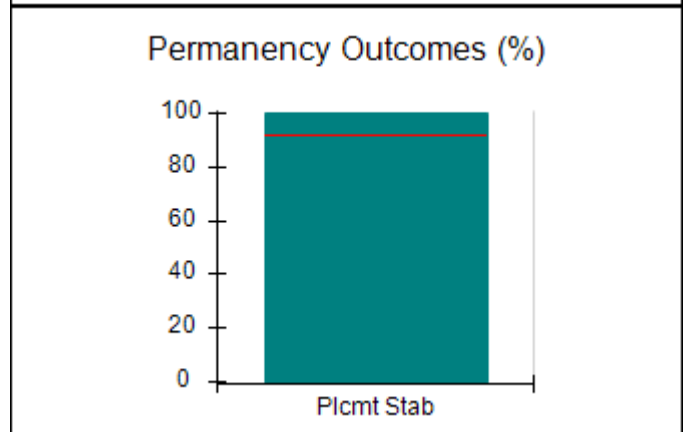
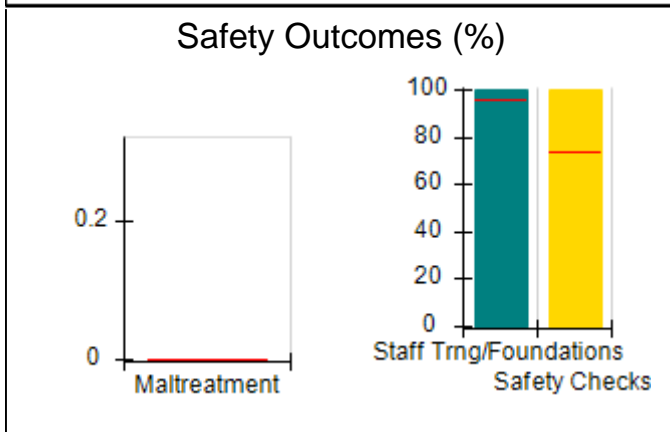
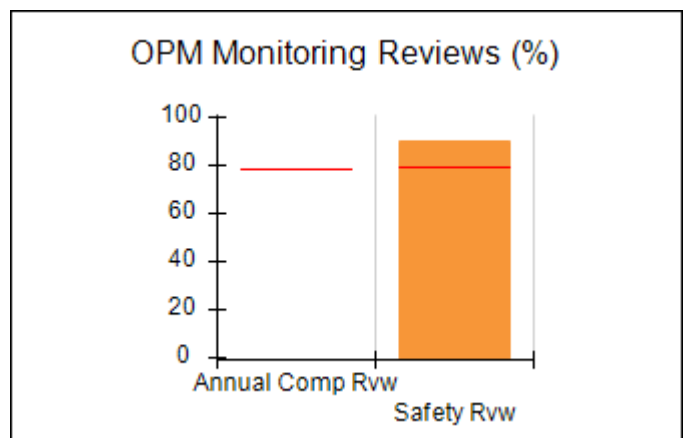
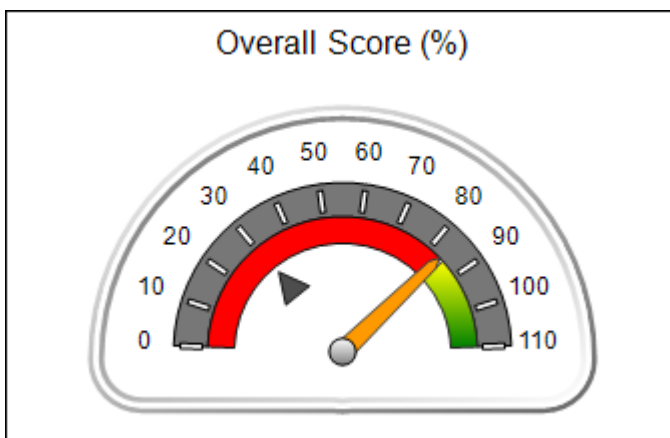
Performance-Based Placement Measures RBWO Provider GA+SCORECARD - ILP/TLP

Report Quarter: Q1 FY2021

Provider/Program Name: B&B Academy Homes, Inc. - ILP (5371) - ILP			
2400 Herodian Way, Smyrna, GA 30080	Quarterly Scores (Grades)		Current Quarter Score (Grade)
Phone: 7703768867	Q1: 83.76 (B-)	Q2: (N/A)	83.76% (B-)
Vendor ID# 161827	Q3: (N/A)	Q4: (N/A)	
Program Census Information:	# Children in Care During Quarter: 14	# Placements During Quarter: 14	# Children in Care On Last Day: 16

Quarterly Provider Comparisons to All ILP/TLPs

▼ — indicates average for all ILP/TLPs





Performance-Based Placement Measures RBWO Provider GA+SCORECARD - ILP/TLP

Report Quarter: Q1 FY2021

Provider/Program Name: B&B Academy Homes, Inc. - ILP (5371) - ILP				
2400 Herodian Way, Smyrna, GA 30080		Quarterly Scores (Grades)		Current Quarter Score (Grade)
Phone: 7703768867		Q1: 83.76 (B-)	Q2: (N/A)	83.76% (B-)
Vendor ID# 161827		Q3: (N/A)	Q4: (N/A)	
Program Census Information:		# Children in Care During Quarter: 14	# Placements During Quarter: 14	# Children in Care On Last Day: 16
	Avg Performance All ILP/TLPs (%)	Provider Performance (%)*	Possible Points (Weight)	Provider Points Earned
OPM Monitoring Reviews				
Annual Comprehensive Reviews	79%	Not Yet Conducted		
Safety Reviews	79%	90%	10	9.00
Monitoring Sub-Total			10	9.00
ILP/TLP Safety Outcomes				
Incidence of Maltreatment	0.00%	Not Eligible		
Staff Training/Foundations	95%	100%	6.5	6.50
Staff Safety Checks	73%	100%	6.5	6.50
Safety Sub-Total			13	13.00
ILP/TLP Permanency Outcomes				
Placement Stability	92%	100%	3	3.00
Permanency Sub-Total			3	3.00
ILP/TLP Well-Being Outcomes				
EPSDT Medical Visits	78%	100%	4	4.00
EPSDT Dental Visits	70%	100%	4	4.00
Academic Supports	47%	62%	2	1.24
Provider ECEM Visits	79%	85%	4	3.40
Placements with Siblings	12%	Not Eligible	Not Scored	Not Scored
Placements within Legal County	23%	0%	Not Scored	Not Scored
Well-Being Sub-Total			14	12.64
ILP/TLP Specialty Outcomes				
Academic/Career Development	47%	53%	10	5.30
Ind Living Skills Provision	62%	79%	15	11.85
Financial Independence	39%	37%	5	1.85
WTLP/Life Coach	66%	71%	15	10.65
Specialty Sub-Total			45	29.65
*Performance calculation descriptions can be found in the FY 2019 RBWO PBP Measurements and Standards Guide.				

Monitoring & Outcomes: Possible Points = 85	Points Earned = 67.29
Score Before Incentives Credit	79.16%



Performance-Based Placement Measures
RBWO Provider GA+SCORECARD - ILP/TLP

Report Quarter: Q1 FY2021

Incentives Awarded	04.60 pts
PBP Verification	N/A pts
Total Score	83.76%

Provider/Program Name: B&B Academy Homes, Inc. - ILP (5371) - ILP

Program Census Information:		# Children in Care During Quarter: 14	# Placements During Quarter: 14	# Children in Care On Last Day: 16
ILP/TLP Incentive Credits	Avg Performance All ILP/TLPs (Points)	Provider Performance (%)*	Possible Points (Weight)	Provider Points Earned
No DOC Involvement		92%	5	4.60
Community Connections		0%	4	0.00
Positive Permanency Connections		0%	5	0.00
HS Grad/GED/Prof or Trade Certificate/College		N/A	10/5/5/1	
Part-Time Employment with Medical Benefits		Not Eligible	10	
Living Arrangements at Discharge		Not Eligible	10	
Additional Academic Supports		0%	2	0.00
Additional IL Skills Provision		0%	5	0.00
Active Agency Accreditation		0%	4	0.00
Staff Clinical Licensure		0%	5	0.00
Incentives Total	7.45			4.60

*Performance calculation descriptions can be found in the FY 2019 RBWO PBP Measurements and Standards Guide.

Child Protective Services Investigations and Dispositions

The following investigations data, which is not used for scoring but is considered significant to a provider's performance, is from Georgia SHINES and is not considered final or complete until the end of the fiscal year.

Total Reports:	0
Number Screened In:	0
Number Screened Out:	0
Number Substantiated:	0
Number Unsubstantiated:	0
Number Active CPS Investigations:	0



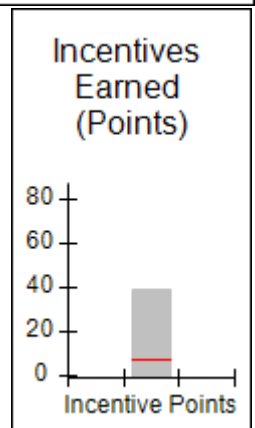
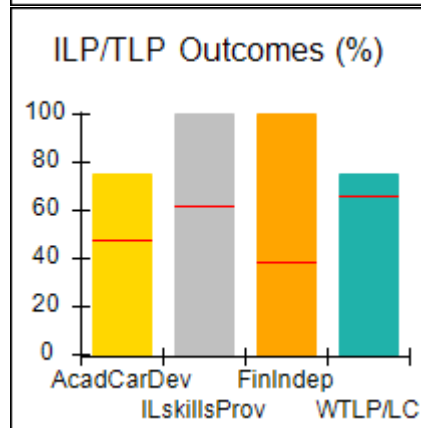
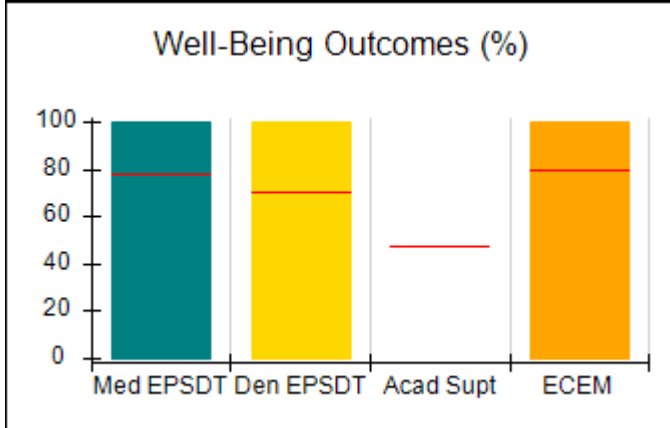
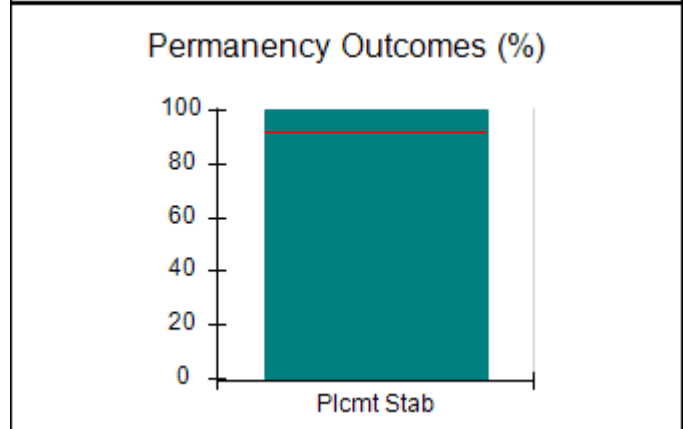
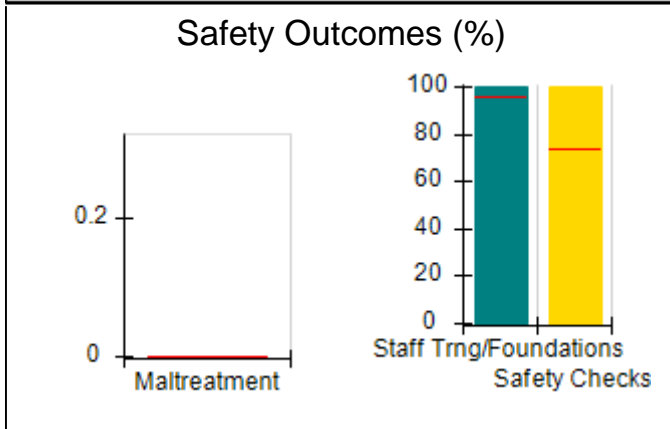
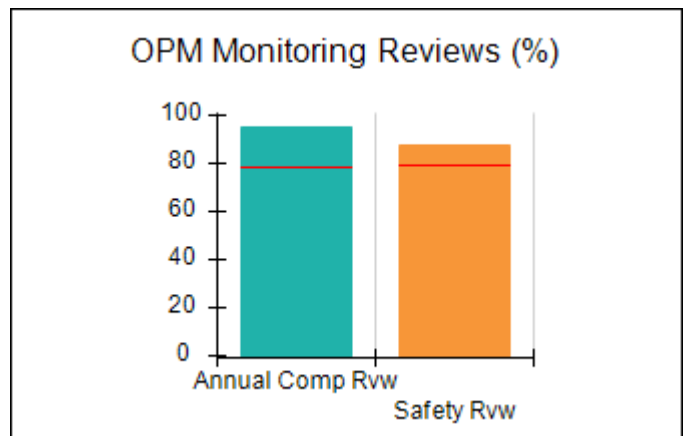
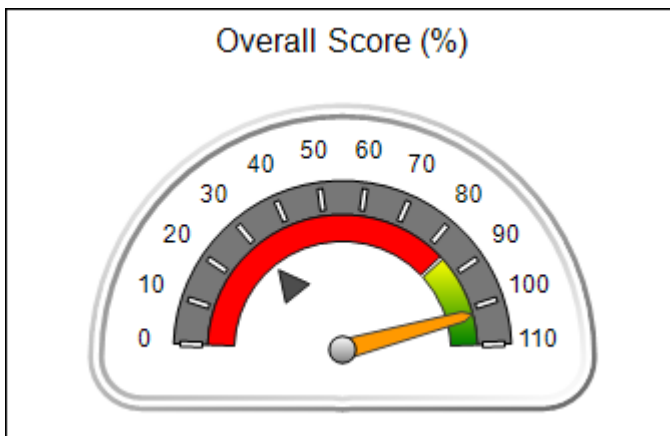
Performance-Based Placement Measures RBWO Provider GA+SCORECARD - ILP/TLP

Report Quarter: Q1 FY2021

Provider/Program Name: Carl Malone Foundation, Inc. - Mercy's Door IV (5142) - ILP			
805 Happy St, Dalton, GA 30721	Quarterly Scores (Grades)		Current Quarter Score (Grade)
Phone: 706-277-4883	Q1: 101.73 (A+)	Q2: (N/A)	101.73% (A+)
Vendor ID# 115539	Q3: (N/A)	Q4: (N/A)	
Program Census Information:	# Children in Care During Quarter: 2	# Placements During Quarter: 2	# Children in Care On Last Day: 1

Quarterly Provider Comparisons to All ILP/TLPs

▼ — indicates average for all ILP/TLPs





Performance-Based Placement Measures RBWO Provider GA+SCORECARD - ILP/TLP

Report Quarter: Q1 FY2021

Provider/Program Name: Carl Malone Foundation, Inc. - Mercy's Door IV (5142) - ILP				
805 Happy St, Dalton, GA 30721		Quarterly Scores (Grades)		Current Quarter Score (Grade)
Phone: 706-277-4883		Q1: 101.73 (A+)	Q2: (N/A)	101.73% (A+)
Vendor ID# 115539		Q3: (N/A)	Q4: (N/A)	
Program Census Information:		# Children in Care During Quarter: 2	# Placements During Quarter: 2	# Children in Care On Last Day: 1
	Avg Performance All ILP/TLPs (%)	Provider Performance (%)*	Possible Points (Weight)	Provider Points Earned
OPM Monitoring Reviews				
Annual Comprehensive Reviews	79%	95%	15	14.23
Safety Reviews	79%	88%	10	8.75
Monitoring Sub-Total			25	22.98
ILP/TLP Safety Outcomes				
Incidence of Maltreatment	0.00%	Not Eligible		
Staff Training/Foundations	95%	100%	6.5	6.50
Staff Safety Checks	73%	100%	6.5	6.50
Safety Sub-Total			13	13.00
ILP/TLP Permanency Outcomes				
Placement Stability	92%	100%	3	3.00
Permanency Sub-Total			3	3.00
ILP/TLP Well-Being Outcomes				
EPSDT Medical Visits	78%	100%	4.7	4.67
EPSDT Dental Visits	70%	100%	4.7	4.67
Academic Supports	47%	Not Eligible		
Provider ECEM Visits	79%	100%	4.7	4.67
Placements with Siblings	12%	100%	Not Scored	Not Scored
Placements within Legal County	23%	Not Eligible	Not Scored	Not Scored
Well-Being Sub-Total			14	14.00
ILP/TLP Specialty Outcomes				
Academic/Career Development	47%	75%	10	7.50
Ind Living Skills Provision	62%	100%	15	15.00
Financial Independence	39%	100%	5	5.00
WTLP/Life Coach	66%	75%	15	11.25
Specialty Sub-Total			45	38.75
*Performance calculation descriptions can be found in the FY 2019 RBWO PBP Measurements and Standards Guide.				

Monitoring & Outcomes: Possible Points = 100	Points Earned = 91.73
Score Before Incentives Credit	91.73%



Performance-Based Placement Measures
RBWO Provider GA+SCORECARD - ILP/TLP

Report Quarter: Q1 FY2021

Incentives Awarded	10.00 pts
PBP Verification	0.00 pts
Total Score	101.73%

Provider/Program Name: Carl Malone Foundation, Inc. - Mercy's Door IV (5142) - ILP

Program Census Information:		# Children in Care During Quarter: 2	# Placements During Quarter: 2	# Children in Care On Last Day: 1
ILP/TLP Incentive Credits	Avg Performance All ILP/TLPs (Points)	Provider Performance (%)*	Possible Points (Weight)	Provider Points Earned
No DOC Involvement		100%	5	5.00
Community Connections		100%	4	4.00
Positive Permanency Connections		100%	5	5.00
HS Grad/GED/Prof or Trade Certificate/College		N/A	10/5/5/1	
Part-Time Employment with Medical Benefits		100%	10	10.00
Living Arrangements at Discharge		100%	10	10.00
Additional Academic Supports		Not Eligible	2	
Additional IL Skills Provision		100%	5	5.00
Active Agency Accreditation		0%	4	0.00
Staff Clinical Licensure		0%	5	0.00
Incentives Total	7.45			39.00

*Performance calculation descriptions can be found in the FY 2019 RBWO PBP Measurements and Standards Guide.

Child Protective Services Investigations and Dispositions

The following investigations data, which is not used for scoring but is considered significant to a provider's performance, is from Georgia SHINES and is not considered final or complete until the end of the fiscal year.

Total Reports:	0
Number Screened In:	0
Number Screened Out:	0
Number Substantiated:	0
Number Unsubstantiated:	0
Number Active CPS Investigations:	0




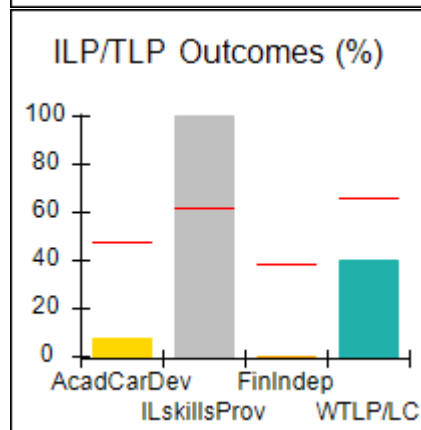
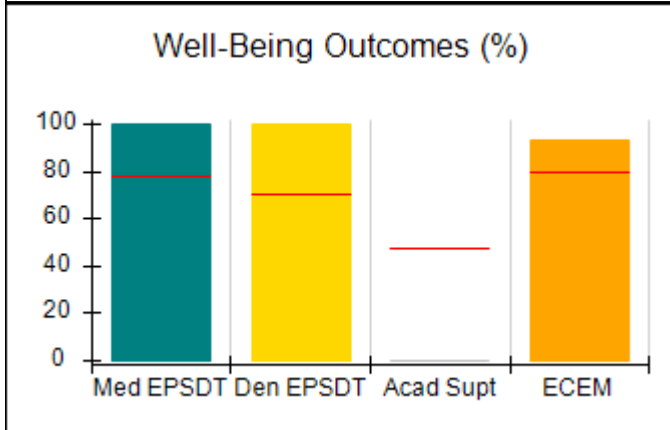
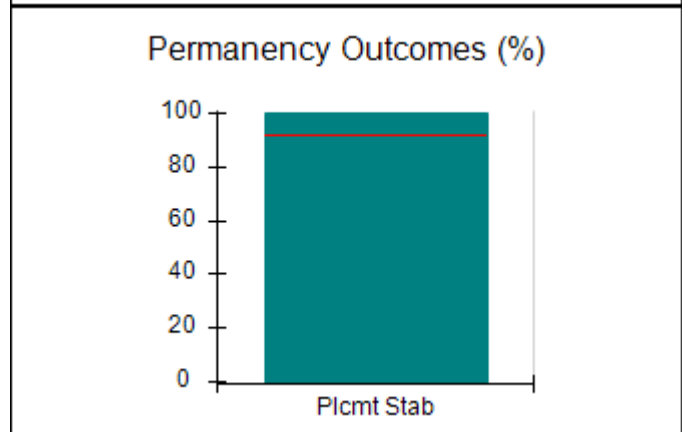
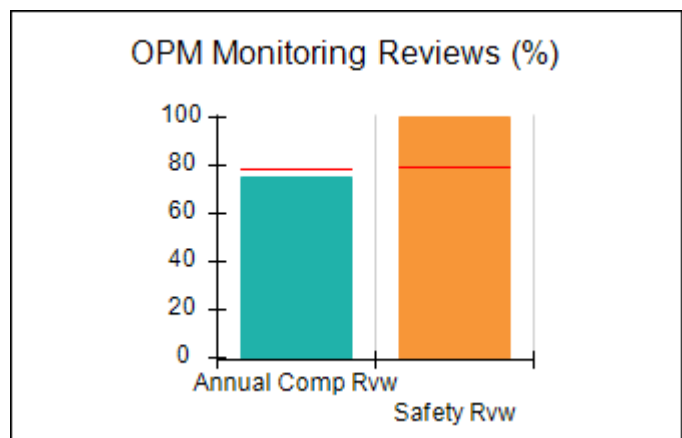
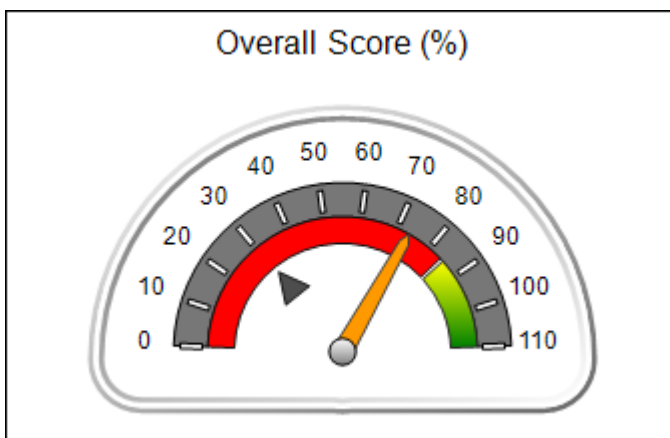
Performance-Based Placement Measures RBWO Provider GA+SCORECARD - ILP/TLP

Report Quarter: Q1 FY2021

Provider/Program Name: Carrie Steele-Pitts Home, Inc. - TLP (5129) - ILP			
667 Fairburn Rd., NW, Atlanta, GA 30331	Quarterly Scores (Grades)		Current Quarter Score (Grade)
Phone: 404-691-5187	Q1: 73.47 (C-)	Q2: (N/A)	73.47% (C-)
Vendor ID# 109513	Q3: (N/A)	Q4: (N/A)	
Program Census Information:	# Children in Care During Quarter: 5	# Placements During Quarter: 5	# Children in Care On Last Day: 5

Quarterly Provider Comparisons to All ILP/TLPs

▼ — indicates average for all ILP/TLPs





Performance-Based Placement Measures RBWO Provider GA+SCORECARD - ILP/TLP

Report Quarter: Q1 FY2021

Provider/Program Name: Carrie Steele-Pitts Home, Inc. - TLP (5129) - ILP				
667 Fairburn Rd., NW, Atlanta, GA 30331		Quarterly Scores (Grades)		Current Quarter Score (Grade)
Phone: 404-691-5187		Q1: 73.47 (C-)	Q2: (N/A)	73.47% (C-)
Vendor ID# 109513		Q3: (N/A)	Q4: (N/A)	
Program Census Information:		# Children in Care During Quarter: 5	# Placements During Quarter: 5	# Children in Care On Last Day: 5
	Avg Performance All ILP/TLPs (%)	Provider Performance (%)*	Possible Points (Weight)	Provider Points Earned
OPM Monitoring Reviews				
Annual Comprehensive Reviews	79%	75%	15	11.30
Safety Reviews	79%	100%	10	10.00
Monitoring Sub-Total			25	21.30
ILP/TLP Safety Outcomes				
Incidence of Maltreatment	0.00%	Not Eligible		
Staff Training/Foundations	95%	100%	6.5	6.50
Staff Safety Checks	73%	60%	6.5	3.90
Safety Sub-Total			13	10.40
ILP/TLP Permanency Outcomes				
Placement Stability	92%	100%	3	3.00
Permanency Sub-Total			3	3.00
ILP/TLP Well-Being Outcomes				
EPSDT Medical Visits	78%	100%	4	4.00
EPSDT Dental Visits	70%	100%	4	4.00
Academic Supports	47%	0%	2	0.00
Provider ECEM Visits	79%	93%	4	3.72
Placements with Siblings	12%	50%	Not Scored	Not Scored
Placements within Legal County	23%	Not Eligible	Not Scored	Not Scored
Well-Being Sub-Total			14	11.72
ILP/TLP Specialty Outcomes				
Academic/Career Development	47%	7%	10	0.70
Ind Living Skills Provision	62%	100%	15	15.00
Financial Independence	39%	0%	5	0.00
WTLP/Life Coach	66%	40%	15	6.00
Specialty Sub-Total			45	21.70
*Performance calculation descriptions can be found in the FY 2019 RBWO PBP Measurements and Standards Guide.				

Monitoring & Outcomes: Possible Points = 100	Points Earned = 68.12
Score Before Incentives Credit	68.12%



Performance-Based Placement Measures
RBWO Provider GA+SCORECARD - ILP/TLP

Report Quarter: Q1 FY2021

Incentives Awarded	05.35 pts
PBP Verification	N/A pts
Total Score	73.47%

Provider/Program Name: Carrie Steele-Pitts Home, Inc. - TLP (5129) - ILP

Program Census Information:		# Children in Care During Quarter: 5	# Placements During Quarter: 5	# Children in Care On Last Day: 5
ILP/TLP Incentive Credits	Avg Performance All ILP/TLPs (Points)	Provider Performance (%)*	Possible Points (Weight)	Provider Points Earned
No DOC Involvement		67%	5	3.35
Community Connections		0%	4	0.00
Positive Permanency Connections		20%	5	1.00
HS Grad/GED/Prof or Trade Certificate/College		N/A	10/5/5/1	
Part-Time Employment with Medical Benefits		Not Eligible	10	
Living Arrangements at Discharge		Not Eligible	10	
Additional Academic Supports		0%	2	0.00
Additional IL Skills Provision		0%	5	0.00
Active Agency Accreditation		0%	4	0.00
Staff Clinical Licensure		20%	5	1.00
Incentives Total	7.45			5.35

*Performance calculation descriptions can be found in the FY 2019 RBWO PBP Measurements and Standards Guide.

Child Protective Services Investigations and Dispositions

The following investigations data, which is not used for scoring but is considered significant to a provider's performance, is from Georgia SHINES and is not considered final or complete until the end of the fiscal year.

Total Reports:	0
Number Screened In:	0
Number Screened Out:	0
Number Substantiated:	0
Number Unsubstantiated:	0
Number Active CPS Investigations:	0




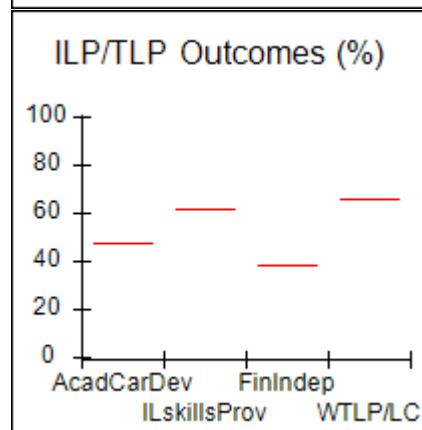
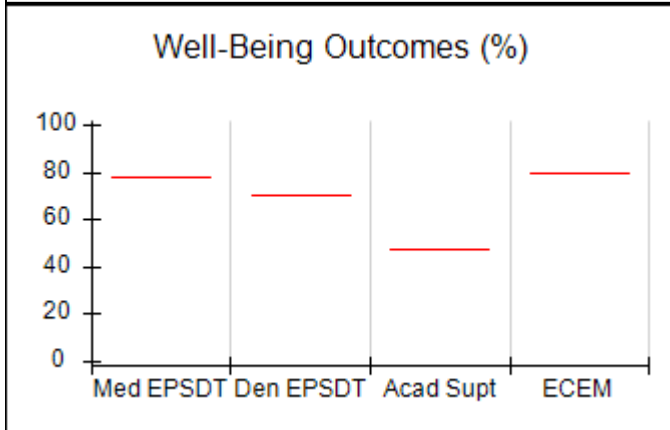
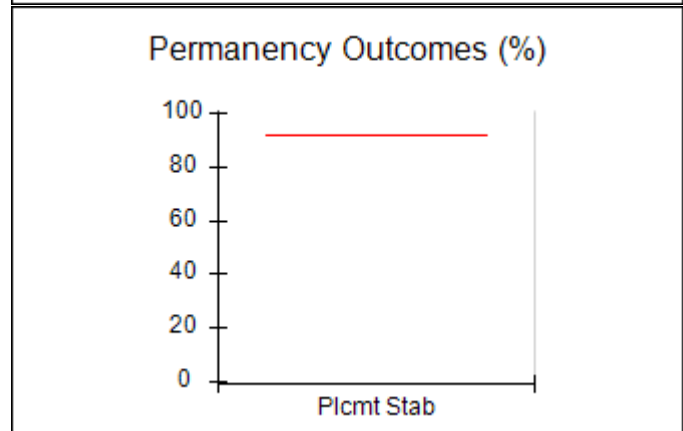
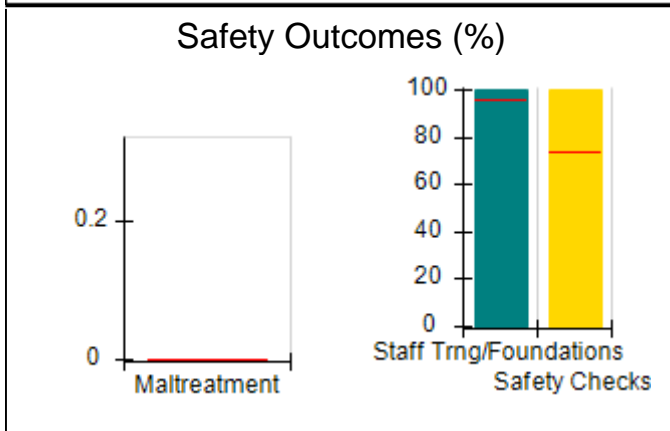
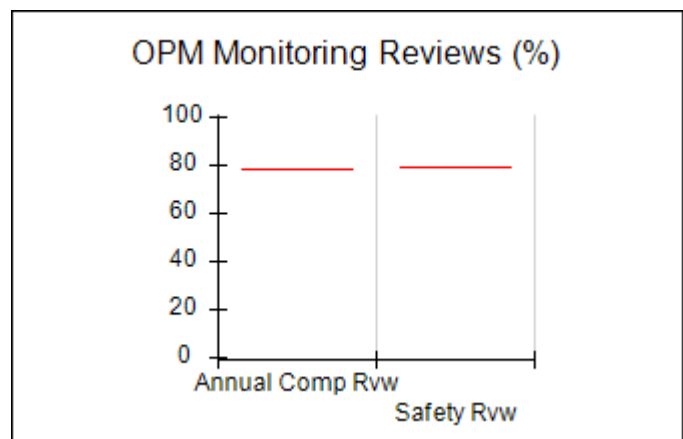
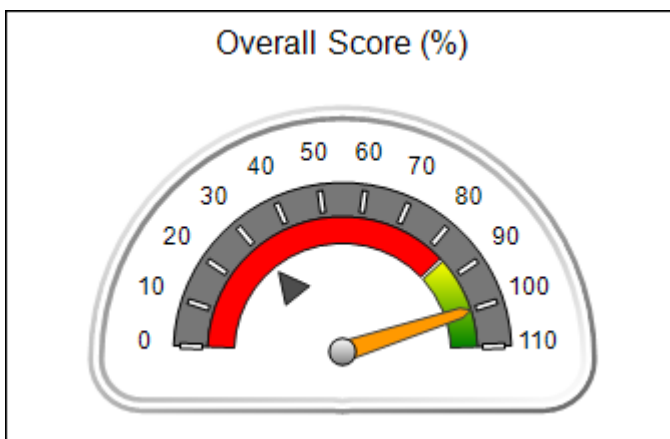
Performance-Based Placement Measures RBWO Provider GA+SCORECARD - ILP/TLP

Report Quarter: Q1 FY2021

Provider/Program Name: Center for Children and Young Adults, The - Connections ILP (5220) - ILP			
2121 Windy Hill Rd., Marietta, GA 30060	Quarterly Scores (Grades)		Current Quarter Score (Grade)
Phone: 770-485-1625	Q1: 100.00 (A+)	Q2: (N/A)	100.00% (A+)
Vendor ID# 138975	Q3: (N/A)	Q4: (N/A)	
Program Census Information:	# Children in Care During Quarter: 0	# Placements During Quarter: 0	# Children in Care On Last Day: 0

Quarterly Provider Comparisons to All ILP/TLPs

▼ — indicates average for all ILP/TLPs





Performance-Based Placement Measures RBWO Provider GA+SCORECARD - ILP/TLP

Report Quarter: Q1 FY2021

Provider/Program Name: Center for Children and Young Adults, The - Connections ILP (5220) - ILP				
2121 Windy Hill Rd., Marietta, GA 30060		Quarterly Scores (Grades)		Current Quarter Score (Grade)
Phone: 770-485-1625		Q1: 100.00 (A+)	Q2: (N/A)	100.00% (A+)
Vendor ID# 138975		Q3: (N/A)	Q4: (N/A)	
Program Census Information:		# Children in Care During Quarter: 0	# Placements During Quarter: 0	# Children in Care On Last Day: 0
	Avg Performance All ILP/TLPs (%)	Provider Performance (%)*	Possible Points (Weight)	Provider Points Earned
OPM Monitoring Reviews				
Annual Comprehensive Reviews	79%	Not Yet Conducted		
Safety Reviews	79%	Not Yet Conducted		
Monitoring Sub-Total				0.00
ILP/TLP Safety Outcomes				
Incidence of Maltreatment	0.00%	Not Eligible		
Staff Training/Foundations	95%	100%	6.5	6.50
Staff Safety Checks	73%	100%	6.5	6.50
Safety Sub-Total			13	13.00
ILP/TLP Permanency Outcomes				
Placement Stability	92%	Not Eligible		
Permanency Sub-Total			N/A	
ILP/TLP Well-Being Outcomes				
EPSDT Medical Visits	78%	Not Eligible		
EPSDT Dental Visits	70%	Not Eligible		
Academic Supports	47%	Not Eligible		
Provider ECEM Visits	79%	Not Eligible		
Placements with Siblings	12%	Not Eligible	Not Scored	Not Scored
Placements within Legal County	23%	Not Eligible	Not Scored	Not Scored
Well-Being Sub-Total			N/A	
ILP/TLP Specialty Outcomes				
Academic/Career Development	47%	Not Eligible		
Ind Living Skills Provision	62%	Not Eligible		
Financial Independence	39%	Not Eligible		
WTLP/Life Coach	66%	Not Eligible		
Specialty Sub-Total			N/A	

*Performance calculation descriptions can be found in the FY 2019 RBWO PBP Measurements and Standards Guide.

Monitoring & Outcomes: Possible Points = 13	Points Earned = 13.00
--	------------------------------



Performance-Based Placement Measures
RBWO Provider GA+SCORECARD - ILP/TLP

Report Quarter: Q1 FY2021

Score Before Incentives Credit	100.00%
Incentives Awarded	00.00 pts
PBP Verification	N/A pts
Total Score	100.00%

Provider/Program Name: Center for Children and Young Adults, The - Connections ILP (5220) - ILP

Program Census Information:		# Children in Care During Quarter: 0	# Placements During Quarter: 0	# Children in Care On Last Day: 0
ILP/TLP Incentive Credits	Avg Performance All ILP/TLPs (Points)	Provider Performance (%)*	Possible Points (Weight)	Provider Points Earned
No DOC Involvement		Not Eligible	5	
Community Connections		Not Eligible	4	
Positive Permanency Connections		Not Eligible	5	
HS Grad/GED/Prof or Trade Certificate/College		N/A	10/5/5/1	
Part-Time Employment with Medical Benefits		Not Eligible	10	
Living Arrangements at Discharge		Not Eligible	10	
Additional Academic Supports		Not Eligible	2	
Additional IL Skills Provision		Not Eligible	5	
Active Agency Accreditation		0%	4	0.00
Staff Clinical Licensure		0%	5	0.00
Incentives Total	7.45			0.00

*Performance calculation descriptions can be found in the FY 2019 RBWO PBP Measurements and Standards Guide.

Child Protective Services Investigations and Dispositions

The following investigations data, which is not used for scoring but is considered significant to a provider's performance, is from Georgia SHINES and is not considered final or complete until the end of the fiscal year.

Total Reports:	0
Number Screened In:	0
Number Screened Out:	0
Number Substantiated:	0
Number Unsubstantiated:	0
Number Active CPS Investigations:	0




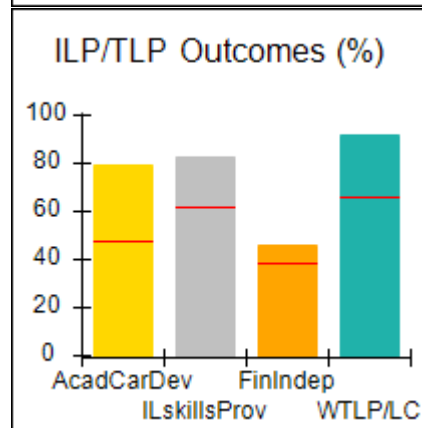
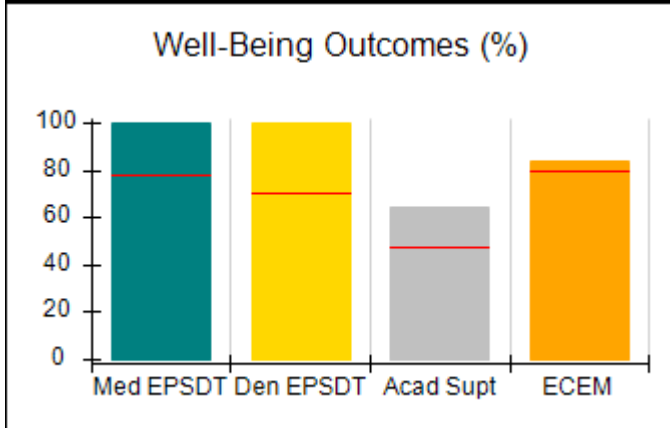
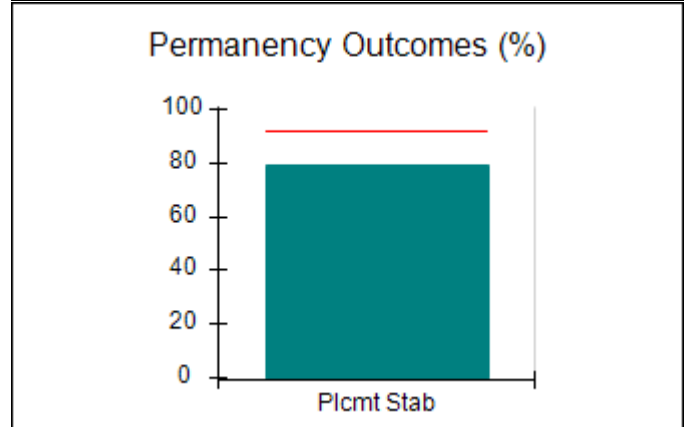
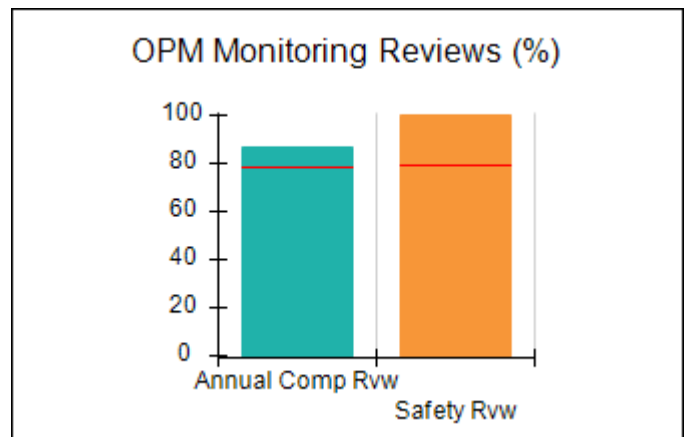
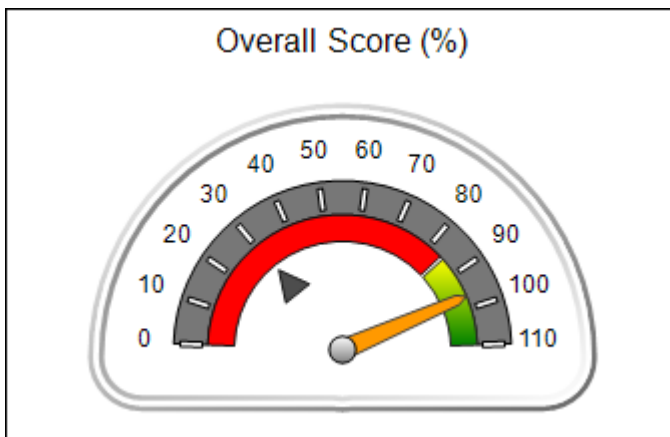
Performance-Based Placement Measures RBWO Provider GA+SCORECARD - ILP/TLP

Report Quarter: Q1 FY2021

Provider/Program Name: Center for Children and Young Adults, The - Life Works (580) - TLP			
2221 Austell Rd., Marietta, GA 30008	Quarterly Scores (Grades)		Current Quarter Score (Grade)
Phone: 770-485-1625	Q1: 96.69 (A)	Q2: (N/A)	96.69% (A)
Vendor ID# 35263	Q3: (N/A)	Q4: (N/A)	
Program Census Information:	# Children in Care During Quarter: 34	# Placements During Quarter: 35	# Children in Care On Last Day: 17

Quarterly Provider Comparisons to All ILP/TLPs

▼ — indicates average for all ILP/TLPs





Performance-Based Placement Measures RBWO Provider GA+SCORECARD - ILP/TLP

Report Quarter: Q1 FY2021

Provider/Program Name: Center for Children and Young Adults, The - Life Works (580) - TLP				
2221 Austell Rd., Marietta, GA 30008		Quarterly Scores (Grades)		Current Quarter Score (Grade)
Phone: 770-485-1625		Q1: 96.69 (A)	Q2: (N/A)	96.69% (A)
Vendor ID# 35263		Q3: (N/A)	Q4: (N/A)	
Program Census Information:		# Children in Care During Quarter: 34	# Placements During Quarter: 35	# Children in Care On Last Day: 17
	Avg Performance All ILP/TLPs (%)	Provider Performance (%)*	Possible Points (Weight)	Provider Points Earned
OPM Monitoring Reviews				
Annual Comprehensive Reviews	79%	87%	15	12.98
Safety Reviews	79%	100%	10	10.00
Monitoring Sub-Total			25	22.98
ILP/TLP Safety Outcomes				
Incidence of Maltreatment	0.00%	No Substantiated Reports	3	3.00
Staff Training/Foundations	95%	100%	5	5.00
Staff Safety Checks	73%	85%	5	4.25
Safety Sub-Total			13	12.25
ILP/TLP Permanency Outcomes				
Placement Stability	92%	79%	3	2.37
Permanency Sub-Total			3	2.37
ILP/TLP Well-Being Outcomes				
EPSDT Medical Visits	78%	100%	4	4.00
EPSDT Dental Visits	70%	100%	4	4.00
Academic Supports	47%	64%	2	1.28
Provider ECEM Visits	79%	84%	4	3.36
Placements with Siblings	12%	64%	Not Scored	Not Scored
Placements within Legal County	23%	11%	Not Scored	Not Scored
Well-Being Sub-Total			14	12.64
ILP/TLP Specialty Outcomes				
Academic/Career Development	47%	79%	10	7.90
Ind Living Skills Provision	62%	83%	15	12.45
Financial Independence	39%	46%	5	2.30
WTLP/Life Coach	66%	92%	15	13.80
Specialty Sub-Total			45	36.45
*Performance calculation descriptions can be found in the FY 2019 RBWO PBP Measurements and Standards Guide.				

Monitoring & Outcomes: Possible Points = 100	Points Earned = 86.69
---	------------------------------



Performance-Based Placement Measures
RBWO Provider GA+SCORECARD - ILP/TLP

Report Quarter: Q1 FY2021

Score Before Incentives Credit	86.69%
Incentives Awarded	10.00 pts
PBP Verification	N/A pts
Total Score	96.69%

Provider/Program Name: Center for Children and Young Adults, The - Life Works (580) - TLP

Program Census Information:		# Children in Care During Quarter: 34	# Placements During Quarter: 35	# Children in Care On Last Day: 17
ILP/TLP Incentive Credits	Avg Performance All ILP/TLPs (Points)	Provider Performance (%)*	Possible Points (Weight)	Provider Points Earned
No DOC Involvement		100%	5	5.00
Community Connections		40%	4	1.60
Positive Permanency Connections		0%	5	0.00
HS Grad/GED/Prof or Trade Certificate/College		N/A	10/5/5/1	5.00
Part-Time Employment with Medical Benefits		0%	10	0.00
Living Arrangements at Discharge		0%	10	0.00
Additional Academic Supports		46%	2	0.92
Additional IL Skills Provision		0%	5	0.00
Active Agency Accreditation		0%	4	0.00
Staff Clinical Licensure		0%	5	0.00
Incentives Total	7.45			12.52

*Performance calculation descriptions can be found in the FY 2019 RBWO PBP Measurements and Standards Guide.

Child Protective Services Investigations and Dispositions

The following investigations data, which is not used for scoring but is considered significant to a provider's performance, is from Georgia SHINES and is not considered final or complete until the end of the fiscal year.

Total Reports:	0
Number Screened In:	0
Number Screened Out:	0
Number Substantiated:	0
Number Unsubstantiated:	0
Number Active CPS Investigations:	0



Performance-Based Placement Measures RBWO Provider GA+SCORECARD - ILP/TLP


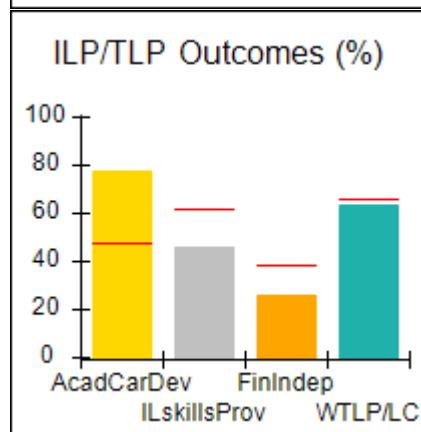
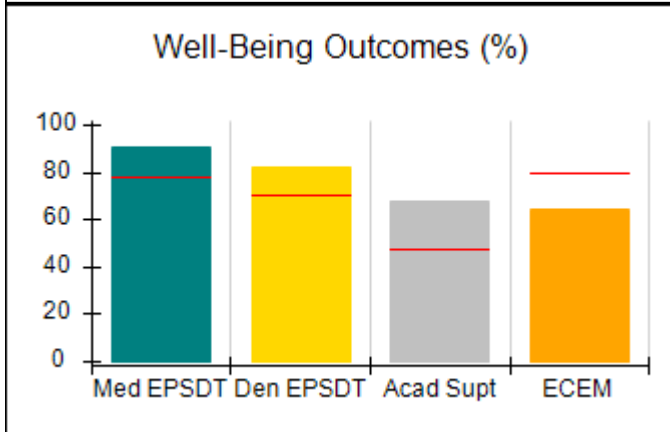
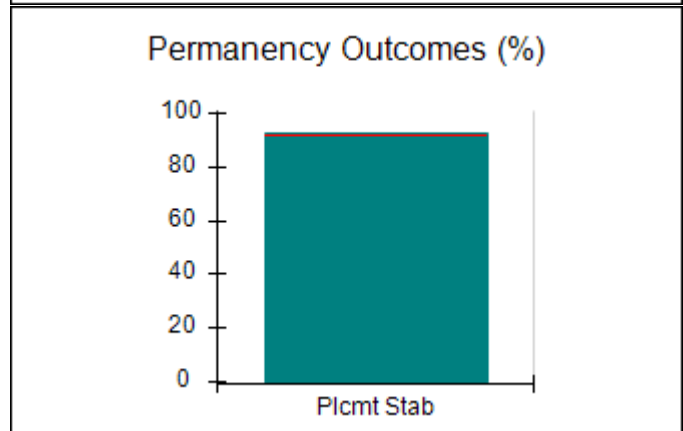
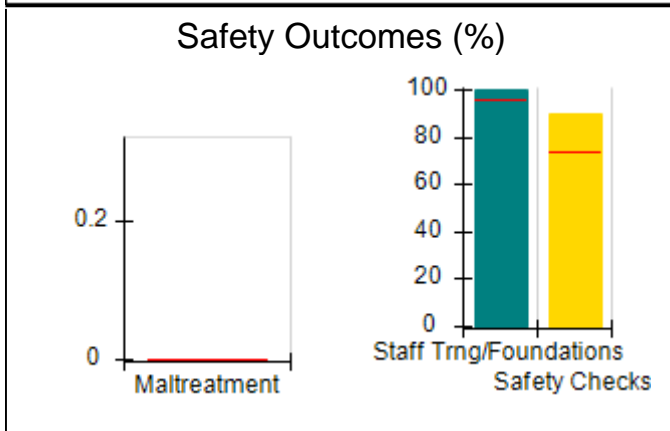
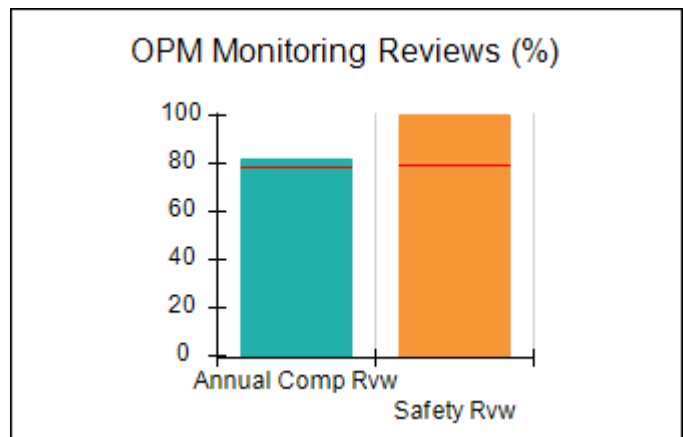
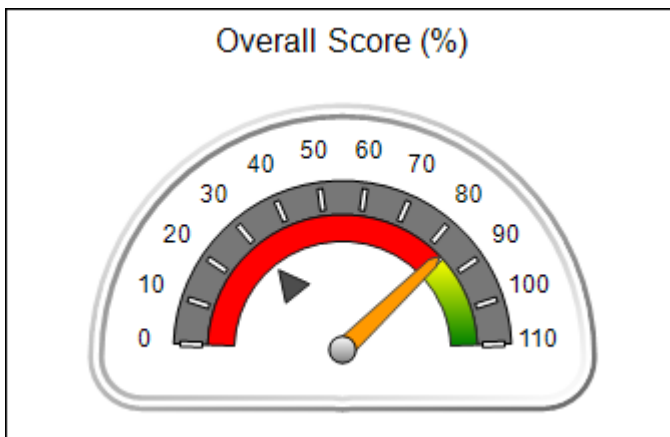
Report Quarter: Q1 FY2021

Provider/Program Name: Center for Children and Young Adults, The - Rise Up Academy (578) - TLP

2221 Austell Rd., Marietta, GA 30008	Quarterly Scores (Grades)		Current Quarter Score (Grade)
Phone: 770-485-1625	Q1: 83.86 (B-)	Q2: (N/A)	83.86% (B-)
Vendor ID# 35264	Q3: (N/A)	Q4: (N/A)	
Program Census Information:	# Children in Care During Quarter: 15	# Placements During Quarter: 16	# Children in Care On Last Day: 10

Quarterly Provider Comparisons to All ILP/TLPs

▼ — indicates average for all ILP/TLPs





Performance-Based Placement Measures RBWO Provider GA+SCORECARD - ILP/TLP

Report Quarter: Q1 FY2021

Provider/Program Name: Center for Children and Young Adults, The - Rise Up Academy (578) - TLP				
2221 Austell Rd., Marietta, GA 30008		Quarterly Scores (Grades)		Current Quarter Score (Grade)
Phone: 770-485-1625		Q1: 83.86 (B-)	Q2: (N/A)	83.86% (B-)
Vendor ID# 35264		Q3: (N/A)	Q4: (N/A)	
Program Census Information:		# Children in Care During Quarter: 15	# Placements During Quarter: 16	# Children in Care On Last Day: 10
	Avg Performance All ILP/TLPs (%)	Provider Performance (%)*	Possible Points (Weight)	Provider Points Earned
OPM Monitoring Reviews				
Annual Comprehensive Reviews	79%	82%	15	12.28
Safety Reviews	79%	100%	10	10.00
Monitoring Sub-Total			25	22.28
ILP/TLP Safety Outcomes				
Incidence of Maltreatment	0.00%	No Substantiated Reports	3	3.00
Staff Training/Foundations	95%	100%	5	5.00
Staff Safety Checks	73%	90%	5	4.50
Safety Sub-Total			13	12.50
ILP/TLP Permanency Outcomes				
Placement Stability	92%	93%	3	2.79
Permanency Sub-Total			3	2.79
ILP/TLP Well-Being Outcomes				
EPSDT Medical Visits	78%	91%	4	3.64
EPSDT Dental Visits	70%	82%	4	3.28
Academic Supports	47%	68%	2	1.36
Provider ECEM Visits	79%	64%	4	2.56
Placements with Siblings	12%	17%	Not Scored	Not Scored
Placements within Legal County	23%	57%	Not Scored	Not Scored
Well-Being Sub-Total			14	10.84
ILP/TLP Specialty Outcomes				
Academic/Career Development	47%	78%	10	7.80
Ind Living Skills Provision	62%	46%	15	6.90
Financial Independence	39%	26%	5	1.30
WTLP/Life Coach	66%	63%	15	9.45
Specialty Sub-Total			45	25.45
*Performance calculation descriptions can be found in the FY 2019 RBWO PBP Measurements and Standards Guide.				

Monitoring & Outcomes: Possible Points = 100	Points Earned = 73.86
---	------------------------------



Performance-Based Placement Measures
RBWO Provider GA+SCORECARD - ILP/TLP

Report Quarter: Q1 FY2021

Score Before Incentives Credit	73.86%
Incentives Awarded	10.00 pts
PBP Verification	N/A pts
Total Score	83.86%

Provider/Program Name: Center for Children and Young Adults, The - Rise Up Academy (578) - TLP

Program Census Information:		# Children in Care During Quarter: 15	# Placements During Quarter: 16	# Children in Care On Last Day: 10
ILP/TLP Incentive Credits	Avg Performance All ILP/TLPs (Points)	Provider Performance (%)*	Possible Points (Weight)	Provider Points Earned
No DOC Involvement		100%	5	5.00
Community Connections		0%	4	0.00
Positive Permanency Connections		0%	5	0.00
HS Grad/GED/Prof or Trade Certificate/College		N/A	10/5/5/1	5.00
Part-Time Employment with Medical Benefits		0%	10	0.00
Living Arrangements at Discharge		0%	10	0.00
Additional Academic Supports		26%	2	0.52
Additional IL Skills Provision		0%	5	0.00
Active Agency Accreditation		0%	4	0.00
Staff Clinical Licensure		0%	5	0.00
Incentives Total	7.45			10.52

*Performance calculation descriptions can be found in the FY 2019 RBWO PBP Measurements and Standards Guide.

Child Protective Services Investigations and Dispositions

The following investigations data, which is not used for scoring but is considered significant to a provider's performance, is from Georgia SHINES and is not considered final or complete until the end of the fiscal year.

Total Reports:	0
Number Screened In:	0
Number Screened Out:	0
Number Substantiated:	0
Number Unsubstantiated:	0
Number Active CPS Investigations:	0




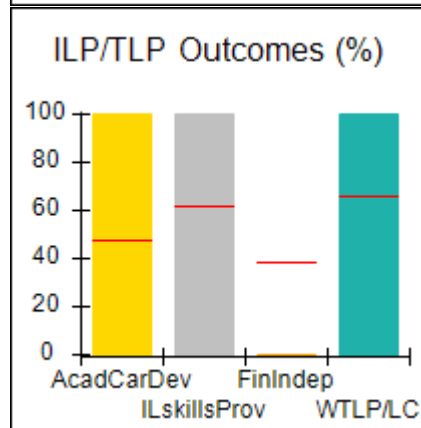
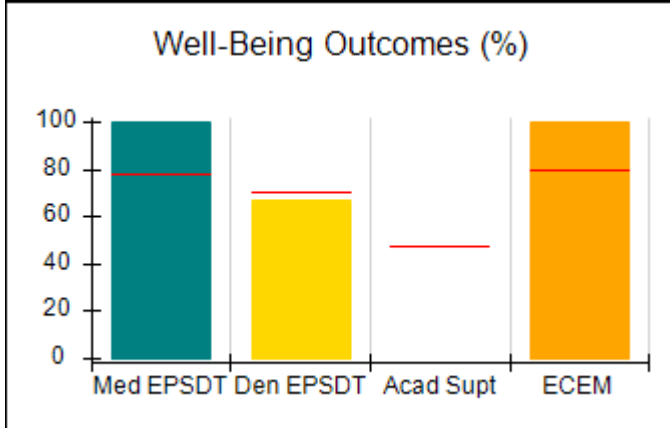
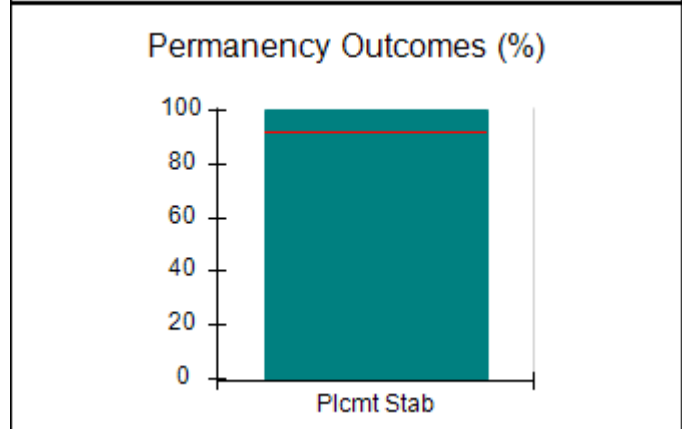
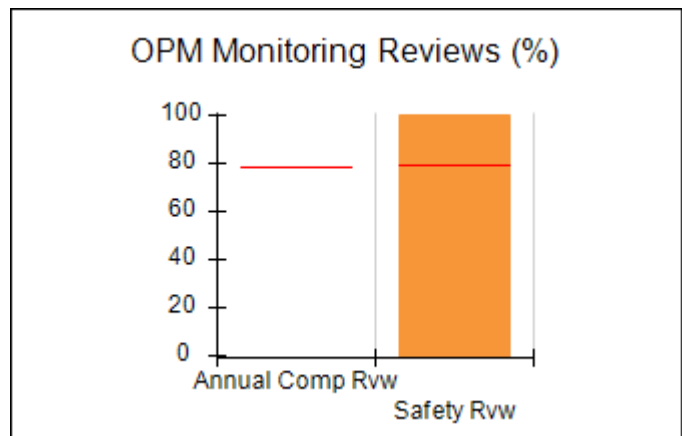
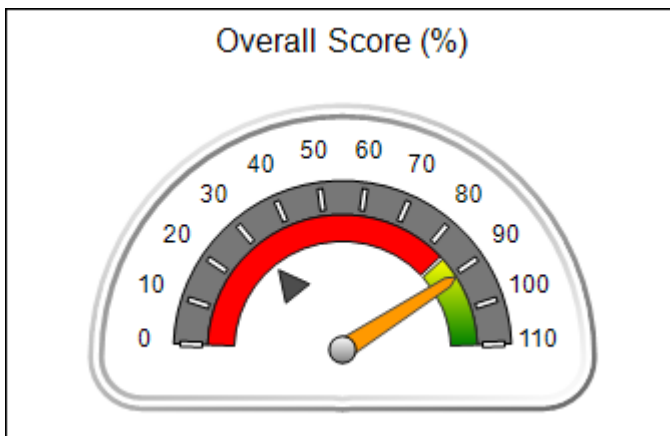
Performance-Based Placement Measures RBWO Provider GA+SCORECARD - ILP/TLP

Report Quarter: Q1 FY2021

Provider/Program Name: Chenault Youth Services - (5410) - ILP			
497 Oakwood Manor Dr., Stockbridge, GA 30281	Quarterly Scores (Grades)		Current Quarter Score (Grade)
Phone: 770-315-3703	Q1: 90.88 (A-)	Q2: (N/A)	90.88% (A-)
Vendor ID# 166524	Q3: (N/A)	Q4: (N/A)	
Program Census Information:	# Children in Care During Quarter: 3	# Placements During Quarter: 3	# Children in Care On Last Day: 3

Quarterly Provider Comparisons to All ILP/TLPs

▼ — indicates average for all ILP/TLPs





Performance-Based Placement Measures RBWO Provider GA+SCORECARD - ILP/TLP

Report Quarter: Q1 FY2021

Provider/Program Name: Chenault Youth Services - (5410) - ILP				
497 Oakwood Manor Dr., Stockbridge, GA 30281		Quarterly Scores (Grades)		Current Quarter Score (Grade)
Phone: 770-315-3703		Q1: 90.88 (A-)	Q2: (N/A)	90.88% (A-)
Vendor ID# 166524		Q3: (N/A)	Q4: (N/A)	
Program Census Information:		# Children in Care During Quarter: 3	# Placements During Quarter: 3	# Children in Care On Last Day: 3
	Avg Performance All ILP/TLPs (%)	Provider Performance (%)*	Possible Points (Weight)	Provider Points Earned
OPM Monitoring Reviews				
Annual Comprehensive Reviews	79%	Not Yet Conducted		
Safety Reviews	79%	100%	10	10.00
Monitoring Sub-Total			10	10.00
ILP/TLP Safety Outcomes				
Incidence of Maltreatment	0.00%	Not Eligible		
Staff Training/Foundations	95%	100%	6.5	6.50
Staff Safety Checks	73%	67%	6.5	4.36
Safety Sub-Total			13	10.86
ILP/TLP Permanency Outcomes				
Placement Stability	92%	100%	3	3.00
Permanency Sub-Total			3	3.00
ILP/TLP Well-Being Outcomes				
EPSDT Medical Visits	78%	100%	4.7	4.67
EPSDT Dental Visits	70%	67%	4.7	3.13
Academic Supports	47%	Not Eligible		
Provider ECEM Visits	79%	100%	4.7	4.67
Placements with Siblings	12%	0%	Not Scored	Not Scored
Placements within Legal County	23%	Not Eligible	Not Scored	Not Scored
Well-Being Sub-Total			14	12.46
ILP/TLP Specialty Outcomes				
Academic/Career Development	47%	100%	10	10.00
Ind Living Skills Provision	62%	100%	15	15.00
Financial Independence	39%	0%	5	0.00
WTLP/Life Coach	66%	100%	15	15.00
Specialty Sub-Total			45	40.00
*Performance calculation descriptions can be found in the FY 2019 RBWO PBP Measurements and Standards Guide.				

Monitoring & Outcomes: Possible Points = 85	Points Earned = 76.32
Score Before Incentives Credit	89.78%



Performance-Based Placement Measures
RBWO Provider GA+SCORECARD - ILP/TLP

Report Quarter: Q1 FY2021

Incentives Awarded	01.10 pts
PBP Verification	N/A pts
Total Score	90.88%

Provider/Program Name: Chenault Youth Services - (5410) - ILP

Program Census Information:		# Children in Care During Quarter: 3	# Placements During Quarter: 3	# Children in Care On Last Day: 3
ILP/TLP Incentive Credits	Avg Performance All ILP/TLPs (Points)	Provider Performance (%)*	Possible Points (Weight)	Provider Points Earned
No DOC Involvement		0%	5	0.00
Community Connections		0%	4	0.00
Positive Permanency Connections		0%	5	0.00
HS Grad/GED/Prof or Trade Certificate/College		N/A	10/5/5/1	
Part-Time Employment with Medical Benefits		Not Eligible	10	
Living Arrangements at Discharge		Not Eligible	10	
Additional Academic Supports		Not Eligible	2	
Additional IL Skills Provision		22%	5	1.10
Active Agency Accreditation		0%	4	0.00
Staff Clinical Licensure		0%	5	0.00
Incentives Total	7.45			1.10

*Performance calculation descriptions can be found in the FY 2019 RBWO PBP Measurements and Standards Guide.

Child Protective Services Investigations and Dispositions

The following investigations data, which is not used for scoring but is considered significant to a provider's performance, is from Georgia SHINES and is not considered final or complete until the end of the fiscal year.

Total Reports:	0
Number Screened In:	0
Number Screened Out:	0
Number Substantiated:	0
Number Unsubstantiated:	0
Number Active CPS Investigations:	0



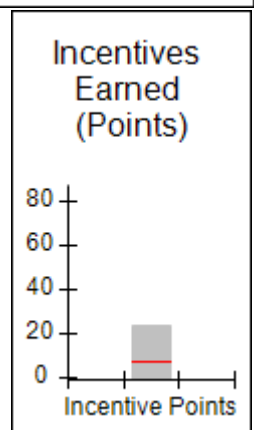
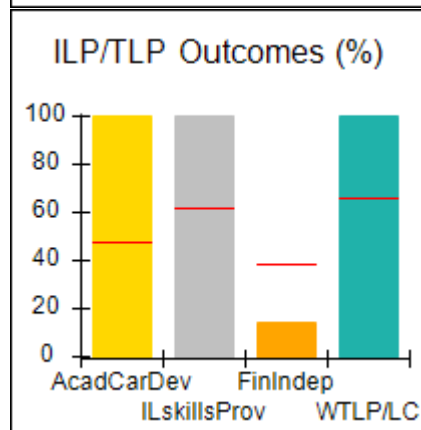
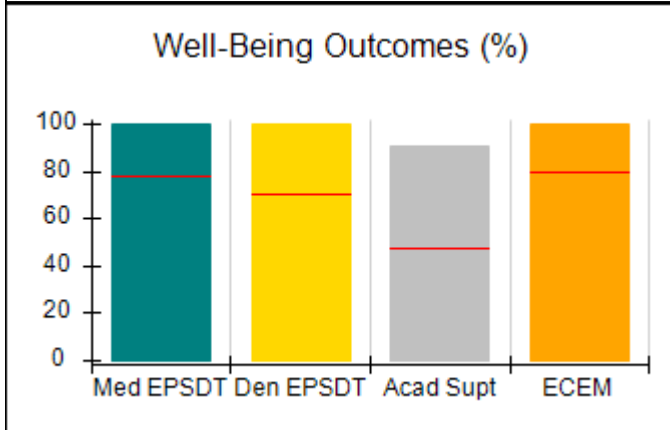
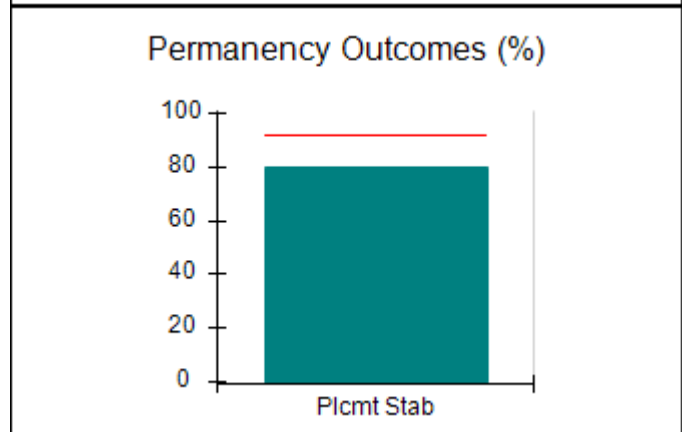
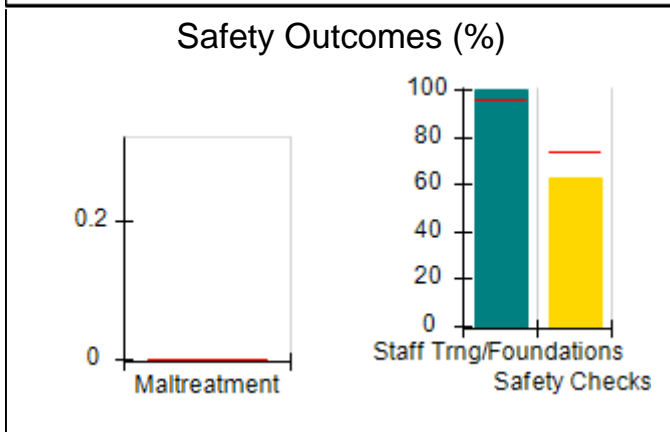
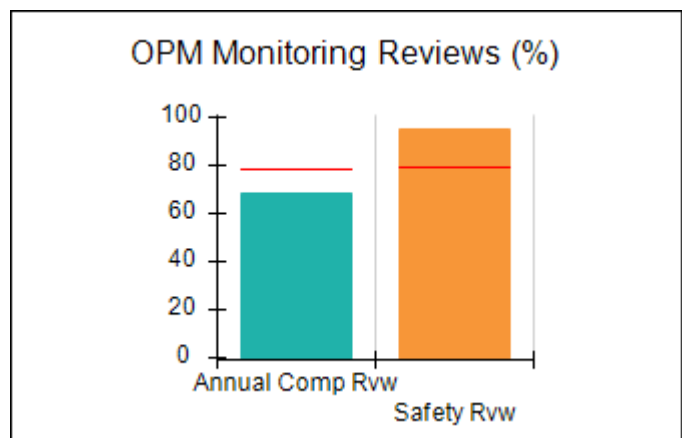
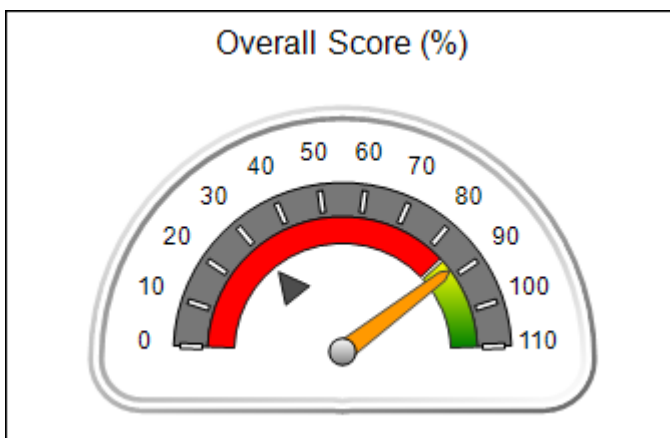
Performance-Based Placement Measures RBWO Provider GA+SCORECARD - ILP/TLP

Report Quarter: Q1 FY2021

Provider/Program Name: CHRIS 180 Inc. - Summit Trail Boys ILP (4675) - ILP			
2045 Graham Circle, Atlanta, GA 30316	Quarterly Scores (Grades)		Current Quarter Score (Grade)
Phone: 404-486-9034	Q1: 88.11 (B+)	Q2: (N/A)	88.11% (B+)
Vendor ID# 35283	Q3: (N/A)	Q4: (N/A)	
Program Census Information:	# Children in Care During Quarter: 10	# Placements During Quarter: 10	# Children in Care On Last Day: 7

Quarterly Provider Comparisons to All ILP/TLPs

▼ — indicates average for all ILP/TLPs





Performance-Based Placement Measures
RBWO Provider GA+SCORECARD - ILP/TLP

Report Quarter: Q1 FY2021

Provider/Program Name: CHRIS 180 Inc. - Summit Trail Boys ILP (4675) - ILP				
2045 Graham Circle, Atlanta, GA 30316		Quarterly Scores (Grades)		Current Quarter Score (Grade)
Phone: 404-486-9034		Q1: 88.11 (B+)	Q2: (N/A)	88.11% (B+)
Vendor ID# 35283		Q3: (N/A)	Q4: (N/A)	
Program Census Information:		# Children in Care During Quarter: 10	# Placements During Quarter: 10	# Children in Care On Last Day: 7
	Avg Performance All ILP/TLPs (%)	Provider Performance (%)*	Possible Points (Weight)	Provider Points Earned
OPM Monitoring Reviews				
Annual Comprehensive Reviews	79%	69%	15	10.28
Safety Reviews	79%	95%	10	9.50
Monitoring Sub-Total			25	19.78
ILP/TLP Safety Outcomes				
Incidence of Maltreatment	0.00%	Not Eligible		
Staff Training/Foundations	95%	100%	6.5	6.50
Staff Safety Checks	73%	63%	6.5	4.10
Safety Sub-Total			13	10.60
ILP/TLP Permanency Outcomes				
Placement Stability	92%	80%	3	2.40
Permanency Sub-Total			3	2.40
ILP/TLP Well-Being Outcomes				
EPSDT Medical Visits	78%	100%	4	4.00
EPSDT Dental Visits	70%	100%	4	4.00
Academic Supports	47%	91%	2	1.82
Provider ECEM Visits	79%	100%	4	4.00
Placements with Siblings	12%	0%	Not Scored	Not Scored
Placements within Legal County	23%	50%	Not Scored	Not Scored
Well-Being Sub-Total			14	13.82
ILP/TLP Specialty Outcomes				
Academic/Career Development	47%	100%	10	10.00
Ind Living Skills Provision	62%	100%	15	15.00
Financial Independence	39%	14%	5	0.70
WTLP/Life Coach	66%	100%	15	15.00
Specialty Sub-Total			45	40.70
*Performance calculation descriptions can be found in the FY 2019 RBWO PBP Measurements and Standards Guide.				

Monitoring & Outcomes: Possible Points = 100	Points Earned = 87.29
Score Before Incentives Credit	87.29%



Performance-Based Placement Measures
RBWO Provider GA+SCORECARD - ILP/TLP

Report Quarter: Q1 FY2021

Incentives Awarded	10.00 pts
PBP Verification	-9.18 pts
Total Score	88.11%

Provider/Program Name: CHRIS 180 Inc. - Summit Trail Boys ILP (4675) - ILP

Program Census Information:		# Children in Care During Quarter: 10	# Placements During Quarter: 10	# Children in Care On Last Day: 7
ILP/TLP Incentive Credits	Avg Performance All ILP/TLPs (Points)	Provider Performance (%)*	Possible Points (Weight)	Provider Points Earned
No DOC Involvement		89%	5	4.45
Community Connections		67%	4	2.68
Positive Permanency Connections		90%	5	4.50
HS Grad/GED/Prof or Trade Certificate/College		N/A	10/5/5/1	
Part-Time Employment with Medical Benefits		33%	10	3.30
Living Arrangements at Discharge		0%	10	0.00
Additional Academic Supports		0%	2	0.00
Additional IL Skills Provision		100%	5	5.00
Active Agency Accreditation		50%	4	2.00
Staff Clinical Licensure		30%	5	1.50
Incentives Total	7.45			23.43

*Performance calculation descriptions can be found in the FY 2019 RBWO PBP Measurements and Standards Guide.

Child Protective Services Investigations and Dispositions

The following investigations data, which is not used for scoring but is considered significant to a provider's performance, is from Georgia SHINES and is not considered final or complete until the end of the fiscal year.

Total Reports:	0
Number Screened In:	0
Number Screened Out:	0
Number Substantiated:	0
Number Unsubstantiated:	0
Number Active CPS Investigations:	0




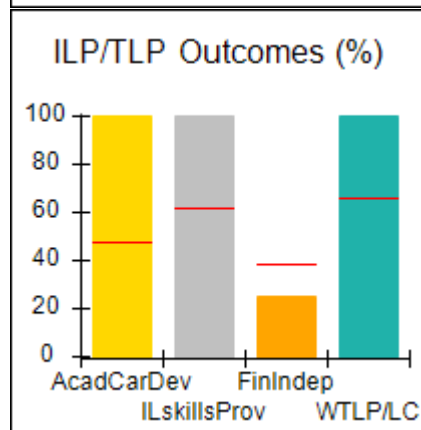
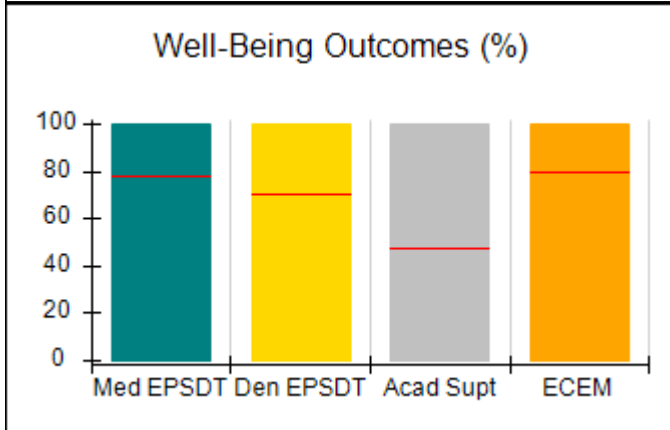
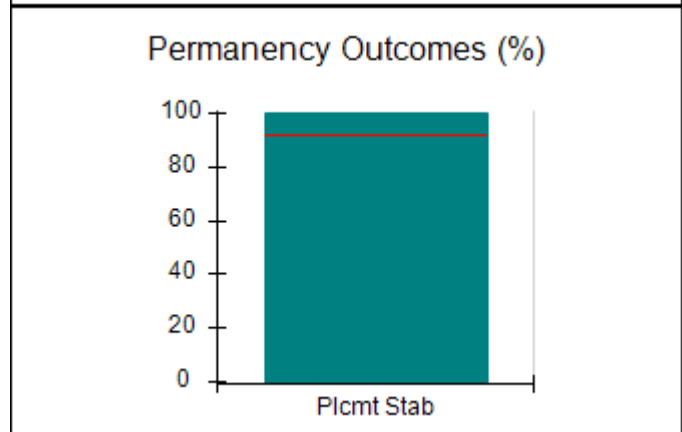
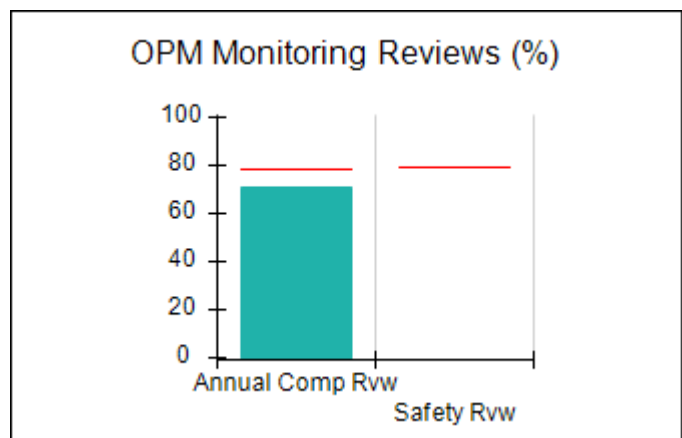
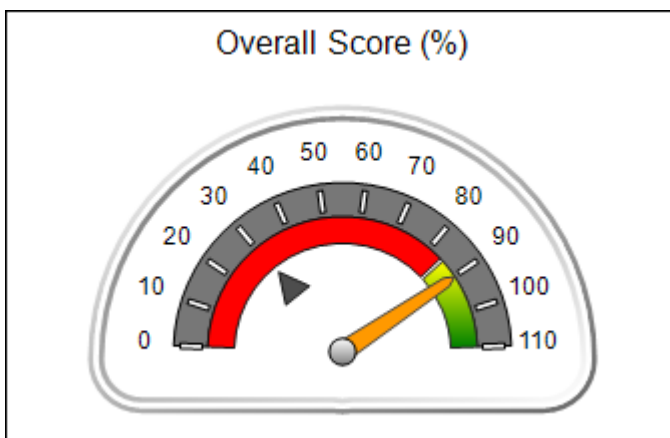
Performance-Based Placement Measures RBWO Provider GA+SCORECARD - ILP/TLP

Report Quarter: Q1 FY2021

Provider/Program Name: CHRIS 180 Inc. - Summit Trail Girls ILP (4674) - ILP			
2045 Graham Circle, Atlanta, GA 30316	Quarterly Scores (Grades)		Current Quarter Score (Grade)
Phone: 4044869034	Q1: 90.18 (A-)	Q2: (N/A)	90.18% (A-)
Vendor ID# 35279	Q3: (N/A)	Q4: (N/A)	
Program Census Information:	# Children in Care During Quarter: 4	# Placements During Quarter: 4	# Children in Care On Last Day: 4

Quarterly Provider Comparisons to All ILP/TLPs

▼ — indicates average for all ILP/TLPs





Performance-Based Placement Measures RBWO Provider GA+SCORECARD - ILP/TLP

Report Quarter: Q1 FY2021

Provider/Program Name: CHRIS 180 Inc. - Summit Trail Girls ILP (4674) - ILP				
2045 Graham Circle, Atlanta, GA 30316		Quarterly Scores (Grades)		Current Quarter Score (Grade)
Phone: 4044869034		Q1: 90.18 (A-)	Q2: (N/A)	90.18% (A-)
Vendor ID# 35279		Q3: (N/A)	Q4: (N/A)	
Program Census Information:		# Children in Care During Quarter: 4	# Placements During Quarter: 4	# Children in Care On Last Day: 4
	Avg Performance All ILP/TLPs (%)	Provider Performance (%)*	Possible Points (Weight)	Provider Points Earned
OPM Monitoring Reviews				
Annual Comprehensive Reviews	79%	71%	15	10.62
Safety Reviews	79%	Not Yet Conducted		
Monitoring Sub-Total			15	10.62
ILP/TLP Safety Outcomes				
Incidence of Maltreatment	0.00%	No Substantiated Reports	3	3.00
Staff Training/Foundations	95%	100%	5	5.00
Staff Safety Checks	73%	71%	5	3.55
Safety Sub-Total			13	11.55
ILP/TLP Permanency Outcomes				
Placement Stability	92%	100%	3	3.00
Permanency Sub-Total			3	3.00
ILP/TLP Well-Being Outcomes				
EPSDT Medical Visits	78%	100%	4	4.00
EPSDT Dental Visits	70%	100%	4	4.00
Academic Supports	47%	100%	2	2.00
Provider ECEM Visits	79%	100%	4	4.00
Placements with Siblings	12%	Not Eligible	Not Scored	Not Scored
Placements within Legal County	23%	0%	Not Scored	Not Scored
Well-Being Sub-Total			14	14.00
ILP/TLP Specialty Outcomes				
Academic/Career Development	47%	100%	10	10.00
Ind Living Skills Provision	62%	100%	15	15.00
Financial Independence	39%	25%	5	1.25
WTLP/Life Coach	66%	100%	15	15.00
Specialty Sub-Total			45	41.25
*Performance calculation descriptions can be found in the FY 2019 RBWO PBP Measurements and Standards Guide.				

Monitoring & Outcomes: Possible Points = 95	Points Earned = 80.42
--	------------------------------



Performance-Based Placement Measures RBWO Provider GA+SCORECARD - ILP/TLP

Report Quarter: Q1 FY2021

Score Before Incentives Credit	89.36%
Incentives Awarded	10.00 pts
PBP Verification	-9.18 pts
Total Score	90.18%

Provider/Program Name: CHRIS 180 Inc. - Summit Trail Girls ILP (4674) - ILP

Program Census Information:		# Children in Care During Quarter: 4	# Placements During Quarter: 4	# Children in Care On Last Day: 4
ILP/TLP Incentive Credits	Avg Performance All ILP/TLPs (Points)	Provider Performance (%)*	Possible Points (Weight)	Provider Points Earned
No DOC Involvement		100%	5	5.00
Community Connections		0%	4	0.00
Positive Permanency Connections		75%	5	3.75
HS Grad/GED/Prof or Trade Certificate/College		N/A	10/5/5/1	
Part-Time Employment with Medical Benefits		Not Eligible	10	
Living Arrangements at Discharge		Not Eligible	10	
Additional Academic Supports		0%	2	0.00
Additional IL Skills Provision		100%	5	5.00
Active Agency Accreditation		50%	4	2.00
Staff Clinical Licensure		30%	5	1.50
Incentives Total	7.45			17.25

*Performance calculation descriptions can be found in the FY 2019 RBWO PBP Measurements and Standards Guide.

Child Protective Services Investigations and Dispositions

The following investigations data, which is not used for scoring but is considered significant to a provider's performance, is from Georgia SHINES and is not considered final or complete until the end of the fiscal year.

Total Reports:	0	
Number Screened In:	0	
Number Screened Out:	0	
Number Substantiated:	0	
Number Unsubstantiated:	0	
Number Active CPS Investigations:	0	



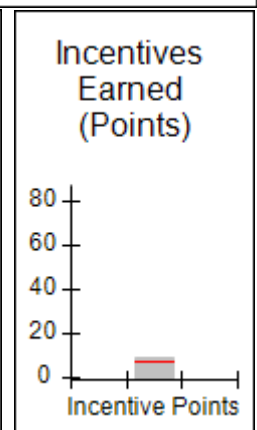
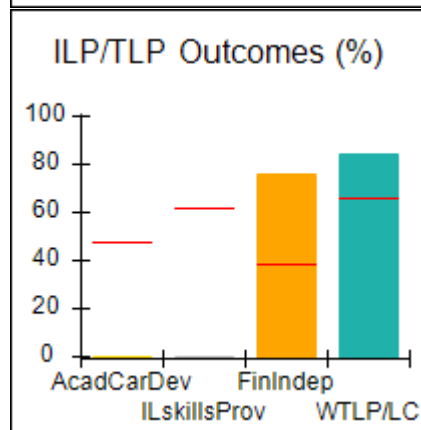
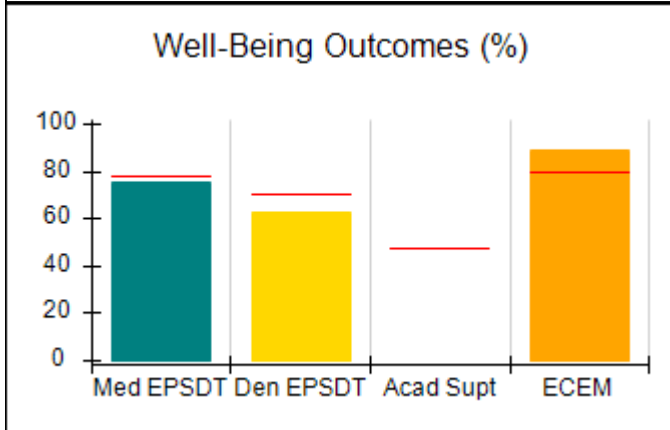
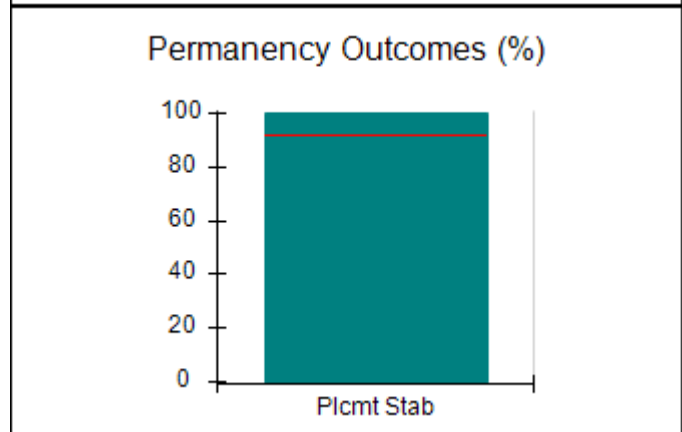
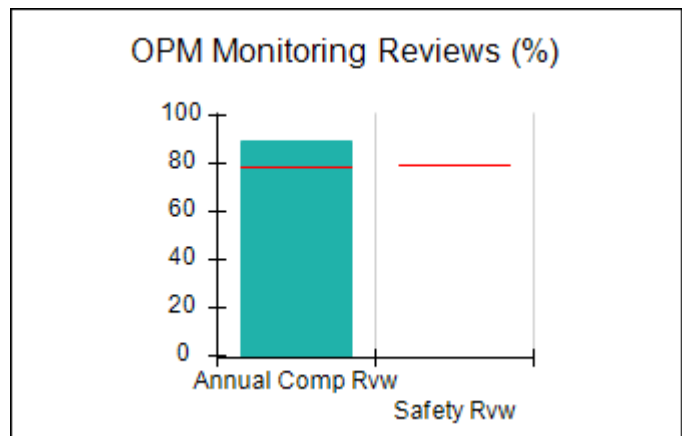
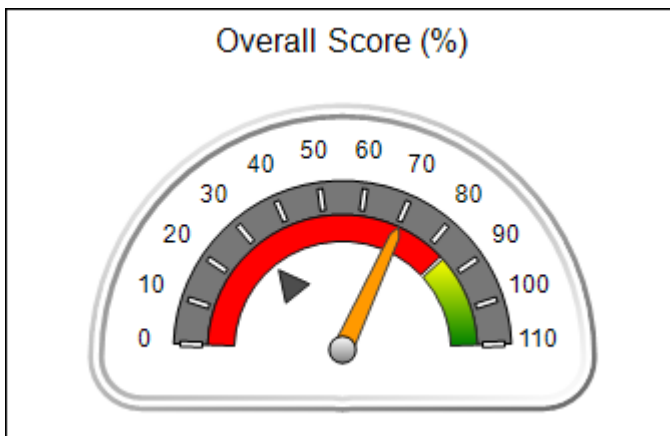
Performance-Based Placement Measures RBWO Provider GA+SCORECARD - ILP/TLP

Report Quarter: Q1 FY2021

Provider/Program Name: Elks Aidmore Children's Center - ILP (5233) - ILP			
1105 Lake Point Ln., Stone Mountain, GA 30088	Quarterly Scores (Grades)		Current Quarter Score (Grade)
Phone: 770-483-3535	Q1: 70.43 (C-)	Q2: (N/A)	70.43% (C-)
Vendor ID# 144120	Q3: (N/A)	Q4: (N/A)	
Program Census Information:	# Children in Care During Quarter: 8	# Placements During Quarter: 8	# Children in Care On Last Day: 7

Quarterly Provider Comparisons to All ILP/TLPs

▼ — indicates average for all ILP/TLPs





Performance-Based Placement Measures RBWO Provider GA+SCORECARD - ILP/TLP

Report Quarter: Q1 FY2021

Provider/Program Name: Elks Aidmore Children's Center - ILP (5233) - ILP				
1105 Lake Point Ln., Stone Mountain, GA 30088		Quarterly Scores (Grades)		Current Quarter Score (Grade)
Phone: 770-483-3535		Q1: 70.43 (C-)	Q2: (N/A)	70.43% (C-)
Vendor ID# 144120		Q3: (N/A)	Q4: (N/A)	
Program Census Information:		# Children in Care During Quarter: 8	# Placements During Quarter: 8	# Children in Care On Last Day: 7
	Avg Performance All ILP/TLPs (%)	Provider Performance (%)*	Possible Points (Weight)	Provider Points Earned
OPM Monitoring Reviews				
Annual Comprehensive Reviews	79%	90%	15	13.46
Safety Reviews	79%	Not Yet Conducted		
Monitoring Sub-Total			15	13.46
ILP/TLP Safety Outcomes				
Incidence of Maltreatment	0.00%	Not Eligible		
Staff Training/Foundations	95%	100%	6.5	6.50
Staff Safety Checks	73%	100%	6.5	6.50
Safety Sub-Total			13	13.00
ILP/TLP Permanency Outcomes				
Placement Stability	92%	100%	3	3.00
Permanency Sub-Total			3	3.00
ILP/TLP Well-Being Outcomes				
EPSDT Medical Visits	78%	75%	4.7	3.50
EPSDT Dental Visits	70%	63%	4.7	2.94
Academic Supports	47%	Not Eligible		
Provider ECEM Visits	79%	89%	4.7	4.15
Placements with Siblings	12%	0%	Not Scored	Not Scored
Placements within Legal County	23%	0%	Not Scored	Not Scored
Well-Being Sub-Total			14	10.59
ILP/TLP Specialty Outcomes				
Academic/Career Development	47%	0%	10	0.00
Ind Living Skills Provision	62%	0%	15	0.00
Financial Independence	39%	76%	5	3.80
WTLP/Life Coach	66%	84%	15	12.60
Specialty Sub-Total			45	16.40
*Performance calculation descriptions can be found in the FY 2019 RBWO PBP Measurements and Standards Guide.				

Monitoring & Outcomes: Possible Points = 95	Points Earned = 56.45
Score Before Incentives Credit	62.73%



Performance-Based Placement Measures
RBWO Provider GA+SCORECARD - ILP/TLP

Report Quarter: Q1 FY2021

Incentives Awarded	09.00 pts
PBP Verification	-1.30 pts
Total Score	70.43%

Provider/Program Name: Elks Aidmore Children's Center - ILP (5233) - ILP

Program Census Information:		# Children in Care During Quarter: 8	# Placements During Quarter: 8	# Children in Care On Last Day: 7
ILP/TLP Incentive Credits	Avg Performance All ILP/TLPs (Points)	Provider Performance (%)*	Possible Points (Weight)	Provider Points Earned
No DOC Involvement		100%	5	5.00
Community Connections		100%	4	4.00
Positive Permanency Connections		0%	5	0.00
HS Grad/GED/Prof or Trade Certificate/College		N/A	10/5/5/1	
Part-Time Employment with Medical Benefits		0%	10	0.00
Living Arrangements at Discharge		0%	10	0.00
Additional Academic Supports		Not Eligible	2	
Additional IL Skills Provision		0%	5	0.00
Active Agency Accreditation		0%	4	0.00
Staff Clinical Licensure		0%	5	0.00
Incentives Total	7.45			9.00

*Performance calculation descriptions can be found in the FY 2019 RBWO PBP Measurements and Standards Guide.

Child Protective Services Investigations and Dispositions

The following investigations data, which is not used for scoring but is considered significant to a provider's performance, is from Georgia SHINES and is not considered final or complete until the end of the fiscal year.

Total Reports:	0
Number Screened In:	0
Number Screened Out:	0
Number Substantiated:	0
Number Unsubstantiated:	0
Number Active CPS Investigations:	0




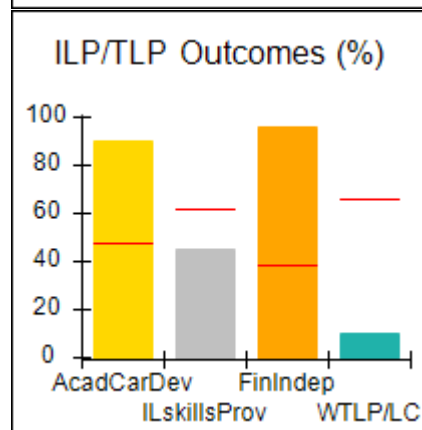
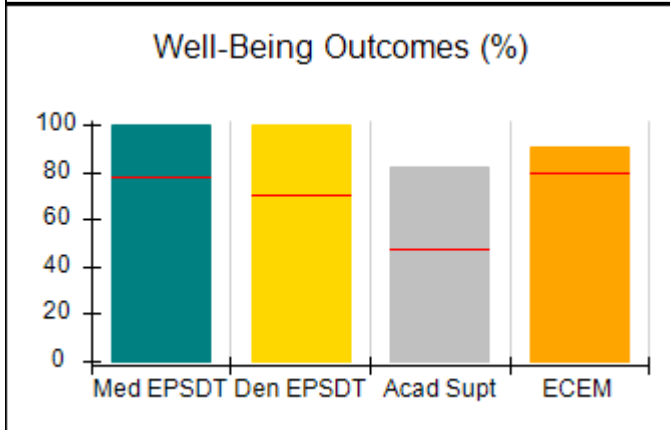
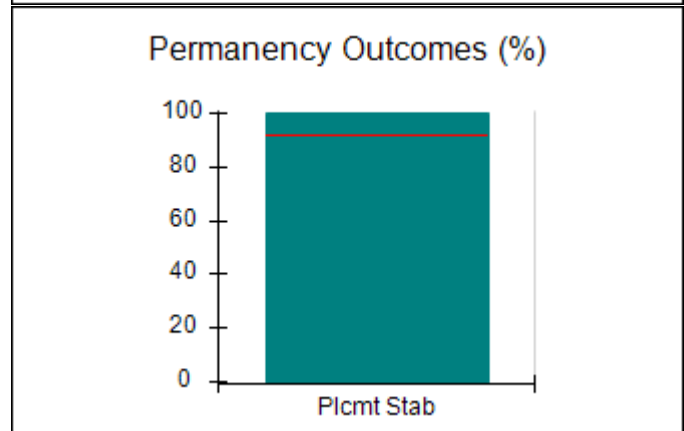
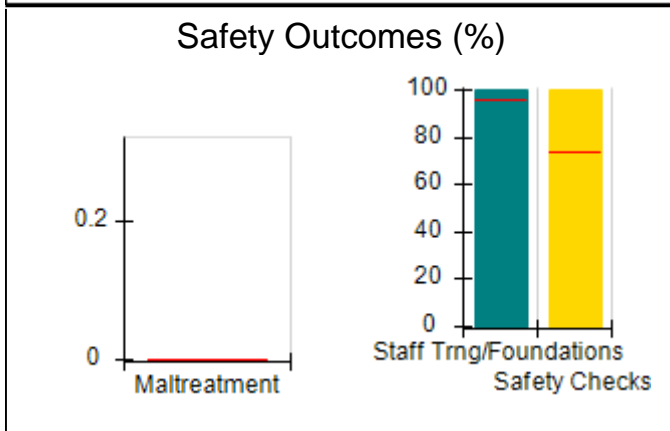
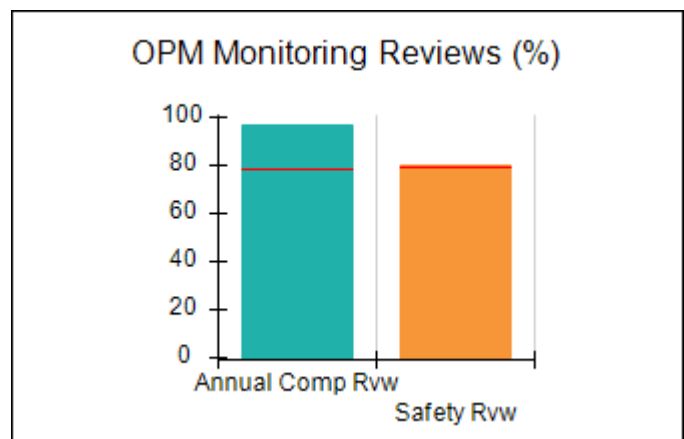
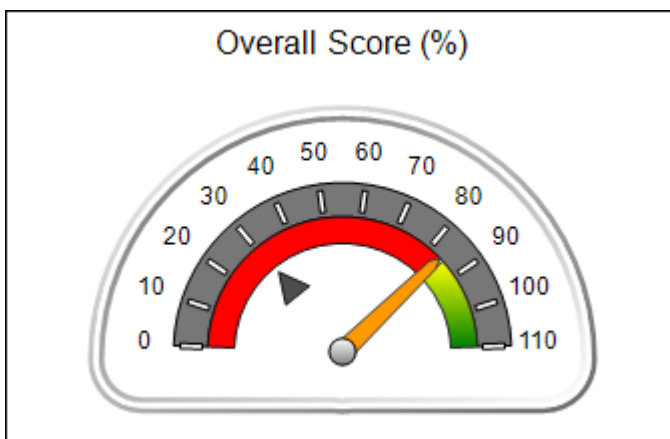
Performance-Based Placement Measures RBWO Provider GA+SCORECARD - ILP/TLP

Report Quarter: Q1 FY2021

Provider/Program Name: Elks Aidmore Children's Center - Transitional Living Program (629) - TLP			
2394 Morrison Rd., Conyers, GA 30094	Quarterly Scores (Grades)		Current Quarter Score (Grade)
Phone: 770-483-3535	Q1: 83.81 (B-)	Q2: (N/A)	83.81% (B-)
Vendor ID# 53063	Q3: (N/A)	Q4: (N/A)	
Program Census Information:	# Children in Care During Quarter: 13	# Placements During Quarter: 13	# Children in Care On Last Day: 10

Quarterly Provider Comparisons to All ILP/TLPs

▼ — indicates average for all ILP/TLPs





Performance-Based Placement Measures RBWO Provider GA+SCORECARD - ILP/TLP

Report Quarter: Q1 FY2021

Provider/Program Name: Elks Aidmore Children's Center - Transitional Living Program (629) - TLP				
2394 Morrison Rd., Conyers, GA 30094		Quarterly Scores (Grades)		Current Quarter Score (Grade)
Phone: 770-483-3535		Q1: 83.81 (B-)	Q2: (N/A)	83.81% (B-)
Vendor ID# 53063		Q3: (N/A)	Q4: (N/A)	
Program Census Information:		# Children in Care During Quarter: 13	# Placements During Quarter: 13	# Children in Care On Last Day: 10
	Avg Performance All ILP/TLPs (%)	Provider Performance (%)*	Possible Points (Weight)	Provider Points Earned
OPM Monitoring Reviews				
Annual Comprehensive Reviews	79%	97%	15	14.48
Safety Reviews	79%	80%	10	8.00
Monitoring Sub-Total			25	22.48
ILP/TLP Safety Outcomes				
Incidence of Maltreatment	0.00%	No Substantiated Reports	3	3.00
Staff Training/Foundations	95%	100%	5	5.00
Staff Safety Checks	73%	100%	5	5.00
Safety Sub-Total			13	13.00
ILP/TLP Permanency Outcomes				
Placement Stability	92%	100%	3	3.00
Permanency Sub-Total			3	3.00
ILP/TLP Well-Being Outcomes				
EPSDT Medical Visits	78%	100%	4	4.00
EPSDT Dental Visits	70%	100%	4	4.00
Academic Supports	47%	82%	2	1.64
Provider ECEM Visits	79%	91%	4	3.64
Placements with Siblings	12%	0%	Not Scored	Not Scored
Placements within Legal County	23%	20%	Not Scored	Not Scored
Well-Being Sub-Total			14	13.28
ILP/TLP Specialty Outcomes				
Academic/Career Development	47%	90%	10	9.00
Ind Living Skills Provision	62%	45%	15	6.75
Financial Independence	39%	96%	5	4.80
WTLP/Life Coach	66%	10%	15	1.50
Specialty Sub-Total			45	22.05
*Performance calculation descriptions can be found in the FY 2019 RBWO PBP Measurements and Standards Guide.				

Monitoring & Outcomes: Possible Points = 100	Points Earned = 73.81
---	------------------------------



Performance-Based Placement Measures
RBWO Provider GA+SCORECARD - ILP/TLP

Report Quarter: Q1 FY2021

Score Before Incentives Credit	73.81%
Incentives Awarded	10.00 pts
PBP Verification	N/A pts
Total Score	83.81%

Provider/Program Name: Elks Aidmore Children's Center - Transitional Living Program (629) - TLP

Program Census Information:		# Children in Care During Quarter: 13	# Placements During Quarter: 13	# Children in Care On Last Day: 10
ILP/TLP Incentive Credits	Avg Performance All ILP/TLPs (Points)	Provider Performance (%)*	Possible Points (Weight)	Provider Points Earned
No DOC Involvement		86%	5	4.30
Community Connections		83%	4	3.32
Positive Permanency Connections		86%	5	4.30
HS Grad/GED/Prof or Trade Certificate/College		N/A	10/5/5/1	
Part-Time Employment with Medical Benefits		0%	10	0.00
Living Arrangements at Discharge		0%	10	0.00
Additional Academic Supports		70%	2	1.40
Additional IL Skills Provision		19%	5	0.95
Active Agency Accreditation		0%	4	0.00
Staff Clinical Licensure		0%	5	0.00
Incentives Total	7.45			14.27

*Performance calculation descriptions can be found in the FY 2019 RBWO PBP Measurements and Standards Guide.

Child Protective Services Investigations and Dispositions

The following investigations data, which is not used for scoring but is considered significant to a provider's performance, is from Georgia SHINES and is not considered final or complete until the end of the fiscal year.

Total Reports:	0
Number Screened In:	0
Number Screened Out:	0
Number Substantiated:	0
Number Unsubstantiated:	0
Number Active CPS Investigations:	0



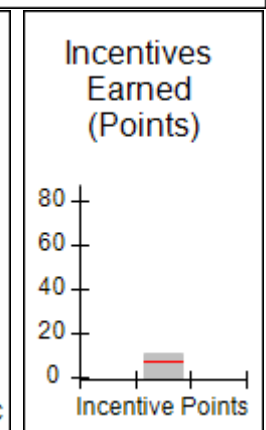
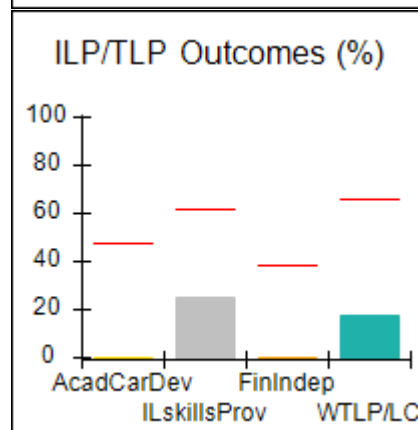
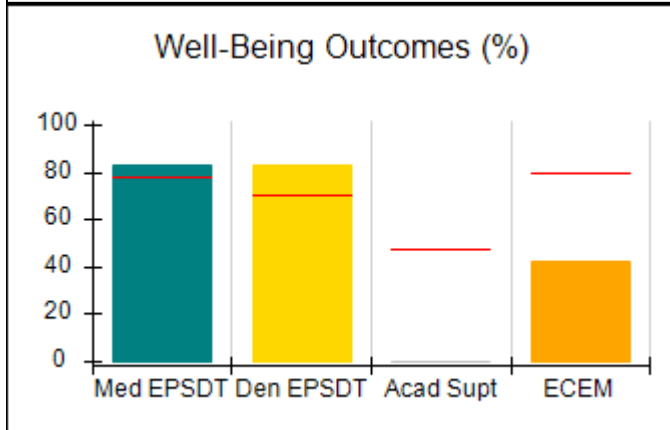
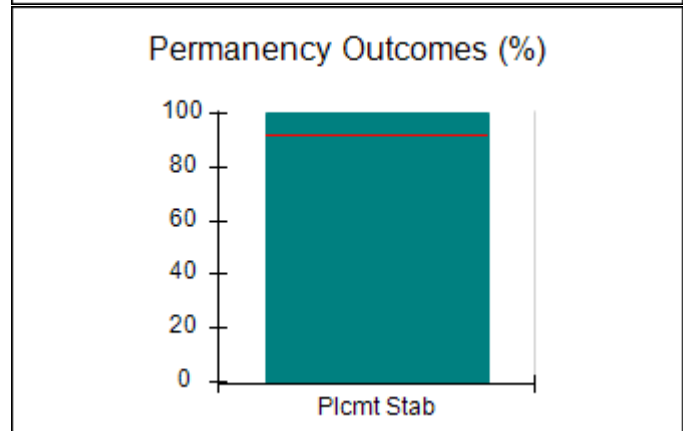
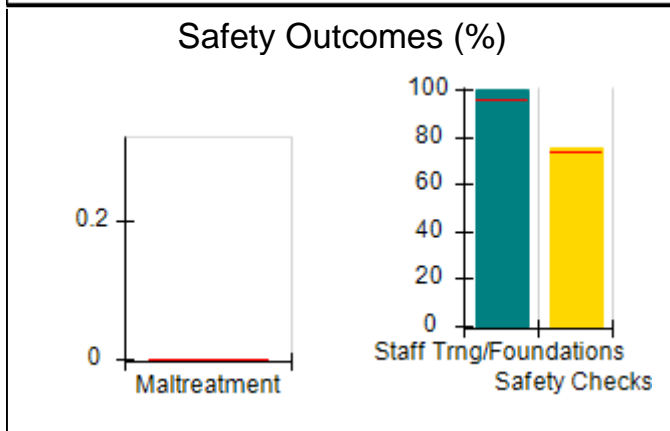
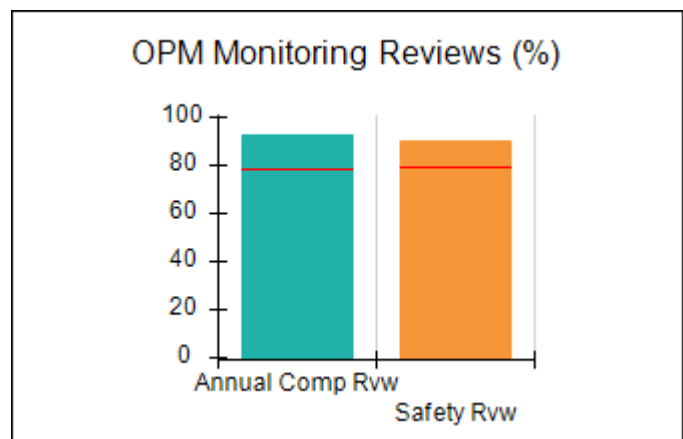
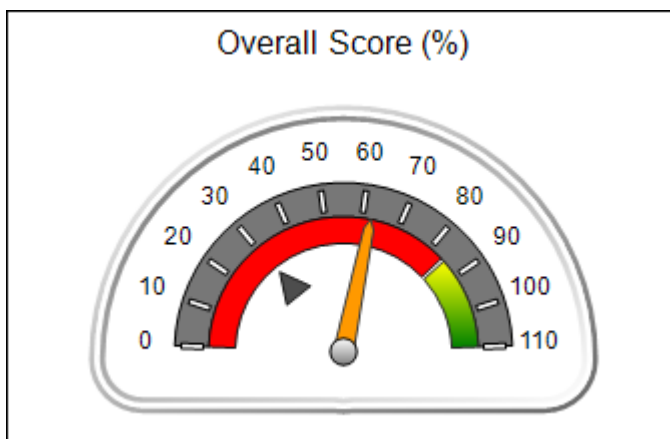
Performance-Based Placement Measures RBWO Provider GA+SCORECARD - ILP/TLP

Report Quarter: Q1 FY2021

Provider/Program Name: ENA, Inc., dba NECCO (formerly GA SAFE) - Albany ILP (5171) - ILP			
2516 Dawson Road, Albany, GA 31707	Quarterly Scores (Grades)		Current Quarter Score (Grade)
Phone: 229-299-5095	Q1: 62.24 (D-)	Q2: (N/A)	62.24% (D-)
Vendor ID# 119959	Q3: (N/A)	Q4: (N/A)	
Program Census Information:	# Children in Care During Quarter: 6	# Placements During Quarter: 6	# Children in Care On Last Day: 6

Quarterly Provider Comparisons to All ILP/TLPs

▼ — indicates average for all ILP/TLPs





Performance-Based Placement Measures

RBWO Provider GA+SCORECARD - ILP/TLP

Report Quarter: Q1 FY2021

Provider/Program Name: ENA, Inc., dba NECCO (formerly GA SAFE) - Albany ILP (5171) - ILP				
2516 Dawson Road, Albany, GA 31707		Quarterly Scores (Grades)		Current Quarter Score (Grade)
Phone: 229-299-5095		Q1: 62.24 (D-)	Q2: (N/A)	62.24% (D-)
Vendor ID# 119959		Q3: (N/A)	Q4: (N/A)	
Program Census Information:		# Children in Care During Quarter: 6	# Placements During Quarter: 6	# Children in Care On Last Day: 6
	Avg Performance All ILP/TLPs (%)	Provider Performance (%)*	Possible Points (Weight)	Provider Points Earned
OPM Monitoring Reviews				
Annual Comprehensive Reviews	79%	92%	15	13.87
Safety Reviews	79%	90%	10	9.00
Monitoring Sub-Total			25	22.87
ILP/TLP Safety Outcomes				
Incidence of Maltreatment	0.00%	No Substantiated Reports	3	3.00
Staff Training/Foundations	95%	100%	5	5.00
Staff Safety Checks	73%	75%	5	3.75
Safety Sub-Total			13	11.75
ILP/TLP Permanency Outcomes				
Placement Stability	92%	100%	3	3.00
Permanency Sub-Total			3	3.00
ILP/TLP Well-Being Outcomes				
EPSDT Medical Visits	78%	83%	4	3.32
EPSDT Dental Visits	70%	83%	4	3.32
Academic Supports	47%	0%	2	0.00
Provider ECEM Visits	79%	42%	4	1.68
Placements with Siblings	12%	0%	Not Scored	Not Scored
Placements within Legal County	23%	0%	Not Scored	Not Scored
Well-Being Sub-Total			14	8.32
ILP/TLP Specialty Outcomes				
Academic/Career Development	47%	0%	10	0.00
Ind Living Skills Provision	62%	25%	15	3.75
Financial Independence	39%	0%	5	0.00
WTLP/Life Coach	66%	17%	15	2.55
Specialty Sub-Total			45	6.30
*Performance calculation descriptions can be found in the FY 2019 RBWO PBP Measurements and Standards Guide.				

Monitoring & Outcomes: Possible Points = 100	Points Earned = 52.24
---	------------------------------



Performance-Based Placement Measures
RBWO Provider GA+SCORECARD - ILP/TLP

Report Quarter: Q1 FY2021

Score Before Incentives Credit	52.24%
Incentives Awarded	10.00 pts
PBP Verification	N/A pts
Total Score	62.24%

Provider/Program Name: ENA, Inc., dba NECCO (formerly GA SAFE) - Albany ILP (5171) - ILP

Program Census Information:		# Children in Care During Quarter: 6	# Placements During Quarter: 6	# Children in Care On Last Day: 6
ILP/TLP Incentive Credits	Avg Performance All ILP/TLPs (Points)	Provider Performance (%)*	Possible Points (Weight)	Provider Points Earned
No DOC Involvement		100%	5	5.00
Community Connections		0%	4	0.00
Positive Permanency Connections		83%	5	4.15
HS Grad/GED/Prof or Trade Certificate/College		N/A	10/5/5/1	
Part-Time Employment with Medical Benefits		Not Eligible	10	
Living Arrangements at Discharge		Not Eligible	10	
Additional Academic Supports		0%	2	0.00
Additional IL Skills Provision		0%	5	0.00
Active Agency Accreditation		50%	4	2.00
Staff Clinical Licensure		0%	5	0.00
Incentives Total	7.45			11.15

*Performance calculation descriptions can be found in the FY 2019 RBWO PBP Measurements and Standards Guide.

Child Protective Services Investigations and Dispositions

The following investigations data, which is not used for scoring but is considered significant to a provider's performance, is from Georgia SHINES and is not considered final or complete until the end of the fiscal year.

Total Reports:	0
Number Screened In:	0
Number Screened Out:	0
Number Substantiated:	0
Number Unsubstantiated:	0
Number Active CPS Investigations:	0




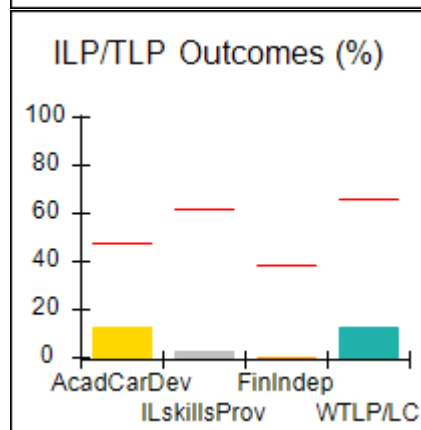
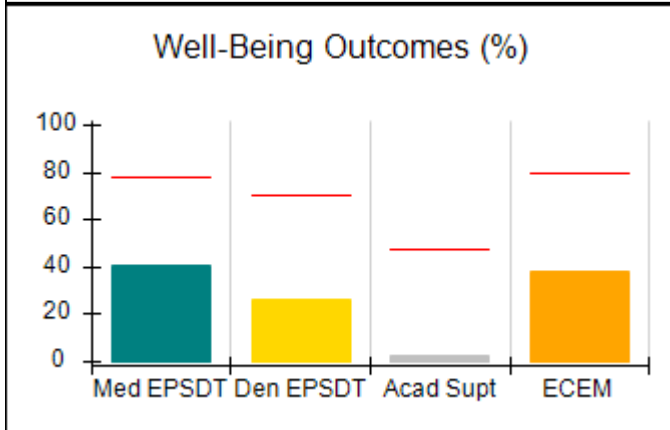
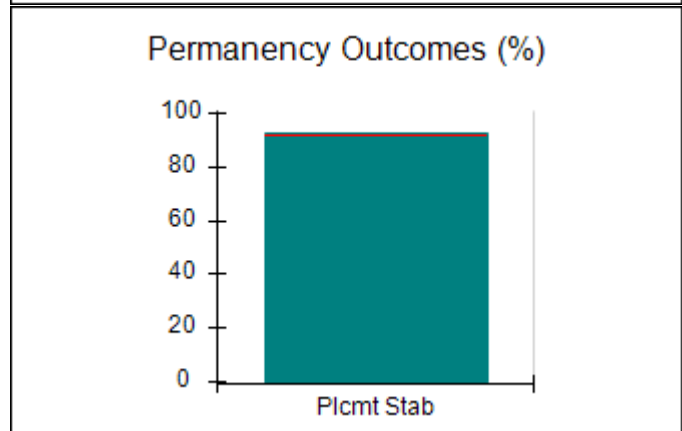
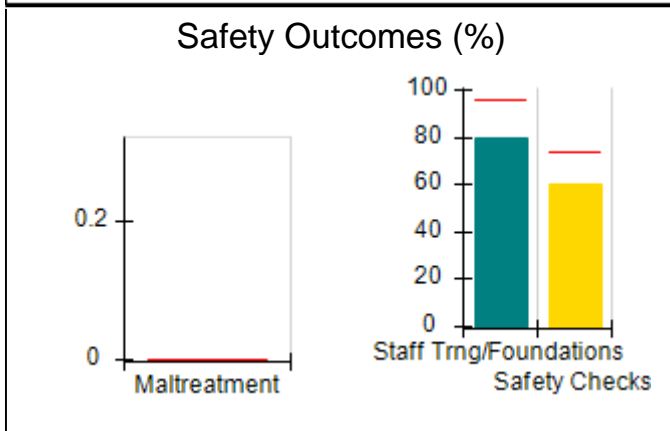
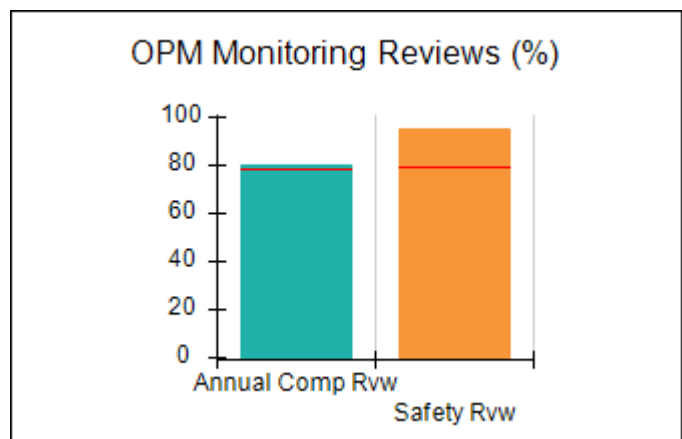
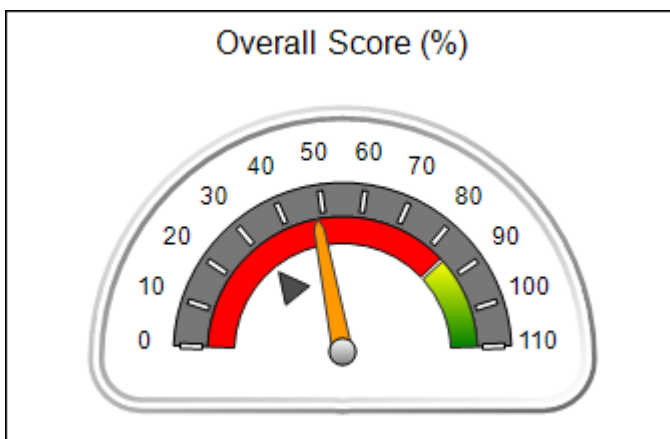
Performance-Based Placement Measures RBWO Provider GA+SCORECARD - ILP/TLP

Report Quarter: Q1 FY2021

Provider/Program Name: ENA, Inc., dba NECCO (formerly GA SAFE) - Jonesboro ILP (5136) - ILP			
2262 Mt. Zion Rd, Jonesboro, GA 30236	Quarterly Scores (Grades)		Current Quarter Score (Grade)
Phone: 678-610-1933	Q1: 48.21 (F)	Q2: (N/A)	48.21% (F)
Vendor ID# 114043	Q3: (N/A)	Q4: (N/A)	
Program Census Information:	# Children in Care During Quarter: 44	# Placements During Quarter: 44	# Children in Care On Last Day: 38

Quarterly Provider Comparisons to All ILP/TLPs

▼ — indicates average for all ILP/TLPs





Performance-Based Placement Measures RBWO Provider GA+SCORECARD - ILP/TLP

Report Quarter: Q1 FY2021

Provider/Program Name: ENA, Inc., dba NECCO (formerly GA SAFE) - Jonesboro ILP (5136) - ILP				
2262 Mt. Zion Rd, Jonesboro, GA 30236		Quarterly Scores (Grades)		Current Quarter Score (Grade)
Phone: 678-610-1933		Q1: 48.21 (F)	Q2: (N/A)	48.21% (F)
Vendor ID# 114043		Q3: (N/A)	Q4: (N/A)	
Program Census Information:		# Children in Care During Quarter: 44	# Placements During Quarter: 44	# Children in Care On Last Day: 38
	Avg Performance All ILP/TLPs (%)	Provider Performance (%)*	Possible Points (Weight)	Provider Points Earned
OPM Monitoring Reviews				
Annual Comprehensive Reviews	79%	80%	15	12.06
Safety Reviews	79%	95%	10	9.50
Monitoring Sub-Total			25	21.56
ILP/TLP Safety Outcomes				
Incidence of Maltreatment	0.00%	No Substantiated Reports	3	3.00
Staff Training/Foundations	95%	80%	5	4.00
Staff Safety Checks	73%	60%	5	3.00
Safety Sub-Total			13	10.00
ILP/TLP Permanency Outcomes				
Placement Stability	92%	93%	3	2.79
Permanency Sub-Total			3	2.79
ILP/TLP Well-Being Outcomes				
EPSDT Medical Visits	78%	41%	4	1.64
EPSDT Dental Visits	70%	26%	4	1.04
Academic Supports	47%	3%	2	0.06
Provider ECEM Visits	79%	38%	4	1.52
Placements with Siblings	12%	0%	Not Scored	Not Scored
Placements within Legal County	23%	0%	Not Scored	Not Scored
Well-Being Sub-Total			14	4.26
ILP/TLP Specialty Outcomes				
Academic/Career Development	47%	12%	10	1.20
Ind Living Skills Provision	62%	2%	15	0.30
Financial Independence	39%	0%	5	0.00
WTLP/Life Coach	66%	12%	15	1.80
Specialty Sub-Total			45	3.30
*Performance calculation descriptions can be found in the FY 2019 RBWO PBP Measurements and Standards Guide.				

Monitoring & Outcomes: Possible Points = 100	Points Earned = 41.91
---	------------------------------



**Performance-Based Placement Measures
RBWO Provider GA+SCORECARD - ILP/TLP**

Report Quarter: Q1 FY2021

Score Before Incentives Credit	41.91%
Incentives Awarded	06.30 pts
PBP Verification	N/A pts
Total Score	48.21%

Provider/Program Name: ENA, Inc., dba NECCO (formerly GA SAFE) - Jonesboro ILP (5136) - ILP

Program Census Information:		# Children in Care During Quarter: 44	# Placements During Quarter: 44	# Children in Care On Last Day: 38
ILP/TLP Incentive Credits	Avg Performance All ILP/TLPs (Points)	Provider Performance (%)*	Possible Points (Weight)	Provider Points Earned
No DOC Involvement		69%	5	3.45
Community Connections		0%	4	0.00
Positive Permanency Connections		23%	5	1.15
HS Grad/GED/Prof or Trade Certificate/College		N/A	10/5/5/1	
Part-Time Employment with Medical Benefits		17%	10	1.70
Living Arrangements at Discharge		0%	10	0.00
Additional Academic Supports		0%	2	0.00
Additional IL Skills Provision		0%	5	0.00
Active Agency Accreditation		0%	4	0.00
Staff Clinical Licensure		0%	5	0.00
Incentives Total	7.45			6.30

*Performance calculation descriptions can be found in the FY 2019 RBWO PBP Measurements and Standards Guide.

Child Protective Services Investigations and Dispositions

The following investigations data, which is not used for scoring but is considered significant to a provider's performance, is from Georgia SHINES and is not considered final or complete until the end of the fiscal year.

Total Reports:	0
Number Screened In:	0
Number Screened Out:	0
Number Substantiated:	0
Number Unsubstantiated:	0
Number Active CPS Investigations:	0




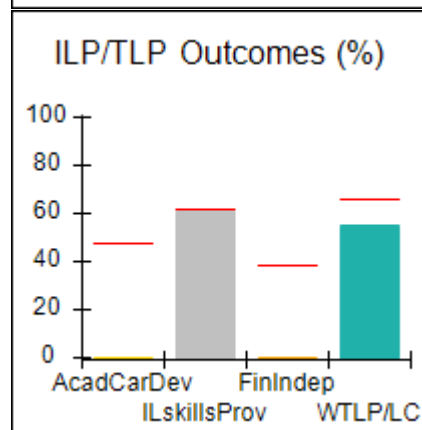
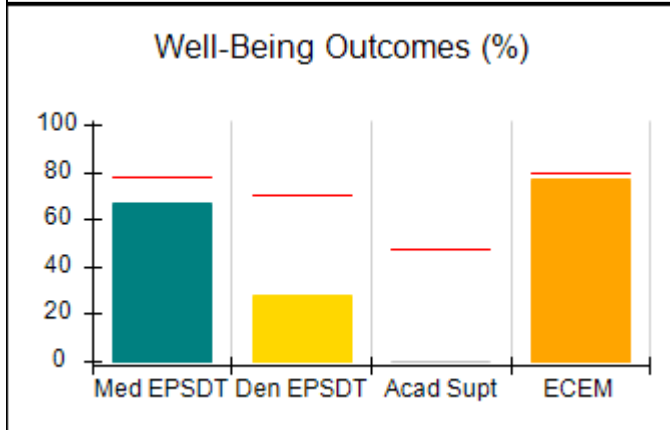
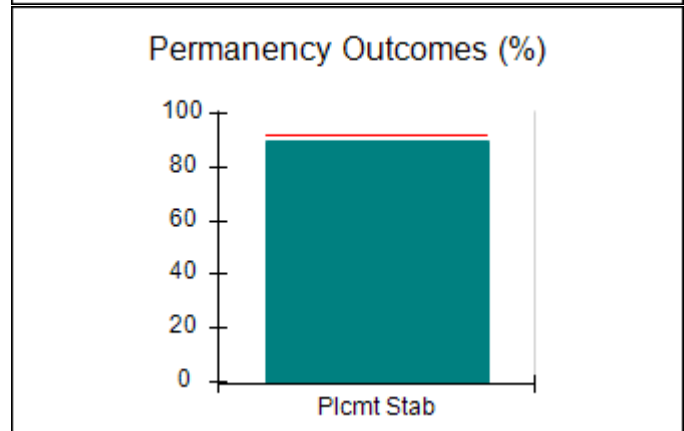
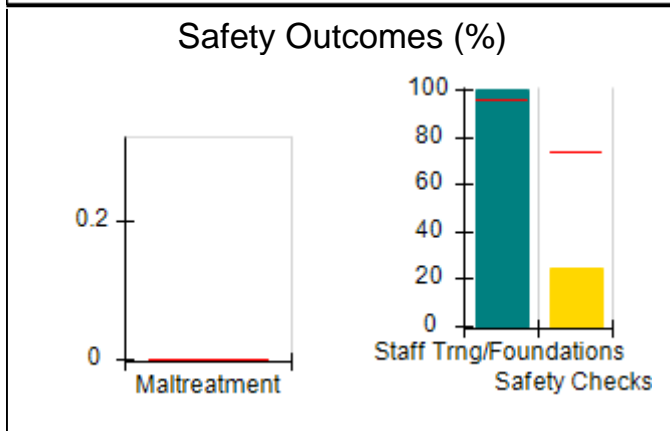
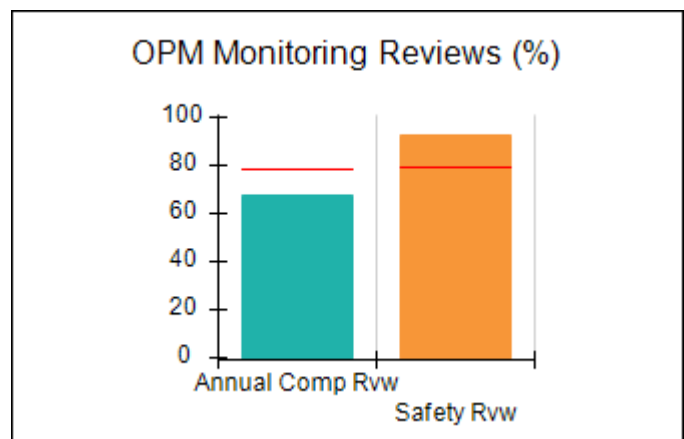
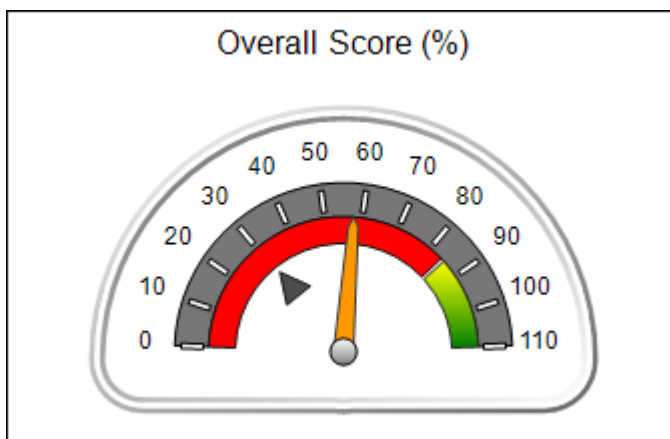
Performance-Based Placement Measures RBWO Provider GA+SCORECARD - ILP/TLP

Report Quarter: Q1 FY2021

Provider/Program Name: ENA, Inc., dba NECCO (formerly GA SAFE) - Macon ILP (5172) - ILP			
150 North Crest Blvd, Macon, GA 31210	Quarterly Scores (Grades)		Current Quarter Score (Grade)
Phone: 478-254-2902	Q1: 57.79 (F)	Q2: (N/A)	57.79% (F)
Vendor ID# 92617	Q3: (N/A)	Q4: (N/A)	
Program Census Information:	# Children in Care During Quarter: 20	# Placements During Quarter: 20	# Children in Care On Last Day: 17

Quarterly Provider Comparisons to All ILP/TLPs

▼ — indicates average for all ILP/TLPs





Performance-Based Placement Measures RBWO Provider GA+SCORECARD - ILP/TLP

Report Quarter: Q1 FY2021

Provider/Program Name: ENA, Inc., dba NECCO (formerly GA SAFE) - Macon ILP (5172) - ILP				
150 North Crest Blvd, Macon, GA 31210		Quarterly Scores (Grades)		Current Quarter Score (Grade)
Phone: 478-254-2902		Q1: 57.79 (F)	Q2: (N/A)	57.79% (F)
Vendor ID# 92617		Q3: (N/A)	Q4: (N/A)	
Program Census Information:		# Children in Care During Quarter: 20	# Placements During Quarter: 20	# Children in Care On Last Day: 17
	Avg Performance All ILP/TLPs (%)	Provider Performance (%)*	Possible Points (Weight)	Provider Points Earned
OPM Monitoring Reviews				
Annual Comprehensive Reviews	79%	68%	15	10.19
Safety Reviews	79%	93%	10	9.25
Monitoring Sub-Total			25	19.44
ILP/TLP Safety Outcomes				
Incidence of Maltreatment	0.00%	No Substantiated Reports	3	3.00
Staff Training/Foundations	95%	100%	5	5.00
Staff Safety Checks	73%	25%	5	1.25
Safety Sub-Total			13	9.25
ILP/TLP Permanency Outcomes				
Placement Stability	92%	90%	3	2.70
Permanency Sub-Total			3	2.70
ILP/TLP Well-Being Outcomes				
EPSDT Medical Visits	78%	67%	4	2.68
EPSDT Dental Visits	70%	28%	4	1.12
Academic Supports	47%	0%	2	0.00
Provider ECEM Visits	79%	77%	4	3.08
Placements with Siblings	12%	0%	Not Scored	Not Scored
Placements within Legal County	23%	0%	Not Scored	Not Scored
Well-Being Sub-Total			14	6.88
ILP/TLP Specialty Outcomes				
Academic/Career Development	47%	0%	10	0.00
Ind Living Skills Provision	62%	61%	15	9.15
Financial Independence	39%	0%	5	0.00
WTLP/Life Coach	66%	55%	15	8.25
Specialty Sub-Total			45	17.40
*Performance calculation descriptions can be found in the FY 2019 RBWO PBP Measurements and Standards Guide.				

Monitoring & Outcomes: Possible Points = 100	Points Earned = 55.67
---	------------------------------



Performance-Based Placement Measures
RBWO Provider GA+SCORECARD - ILP/TLP

Report Quarter: Q1 FY2021

Score Before Incentives Credit	55.67%
Incentives Awarded	10.00 pts
PBP Verification	-7.88 pts
Total Score	57.79%

Provider/Program Name: ENA, Inc., dba NECCO (formerly GA SAFE) - Macon ILP (5172) - ILP

Program Census Information:		# Children in Care During Quarter: 20	# Placements During Quarter: 20	# Children in Care On Last Day: 17
ILP/TLP Incentive Credits	Avg Performance All ILP/TLPs (Points)	Provider Performance (%)*	Possible Points (Weight)	Provider Points Earned
No DOC Involvement		100%	5	5.00
Community Connections		0%	4	0.00
Positive Permanency Connections		88%	5	4.40
HS Grad/GED/Prof or Trade Certificate/College		N/A	10/5/5/1	
Part-Time Employment with Medical Benefits		33%	10	3.30
Living Arrangements at Discharge		0%	10	0.00
Additional Academic Supports		0%	2	0.00
Additional IL Skills Provision		4%	5	0.20
Active Agency Accreditation		0%	4	0.00
Staff Clinical Licensure		0%	5	0.00
Incentives Total	7.45			12.90

*Performance calculation descriptions can be found in the FY 2019 RBWO PBP Measurements and Standards Guide.

Child Protective Services Investigations and Dispositions

The following investigations data, which is not used for scoring but is considered significant to a provider's performance, is from Georgia SHINES and is not considered final or complete until the end of the fiscal year.

Total Reports:	0
Number Screened In:	0
Number Screened Out:	0
Number Substantiated:	0
Number Unsubstantiated:	0
Number Active CPS Investigations:	0




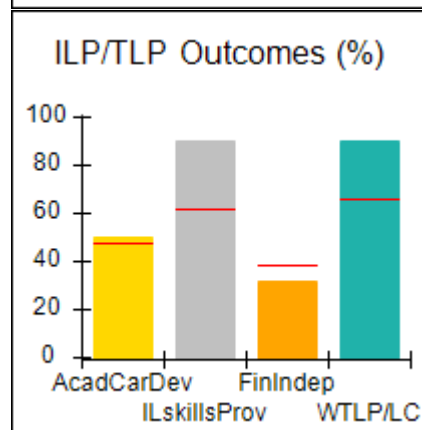
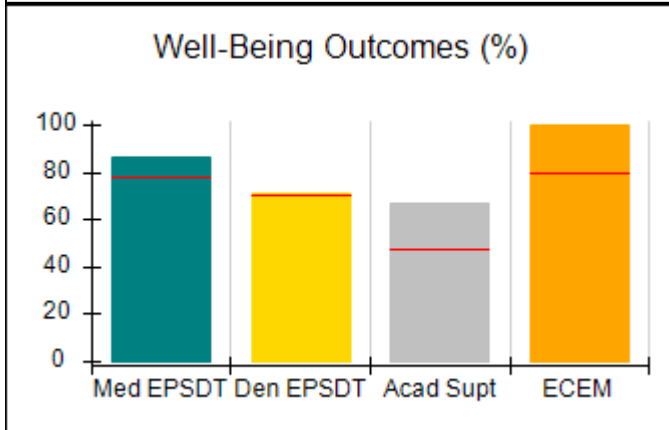
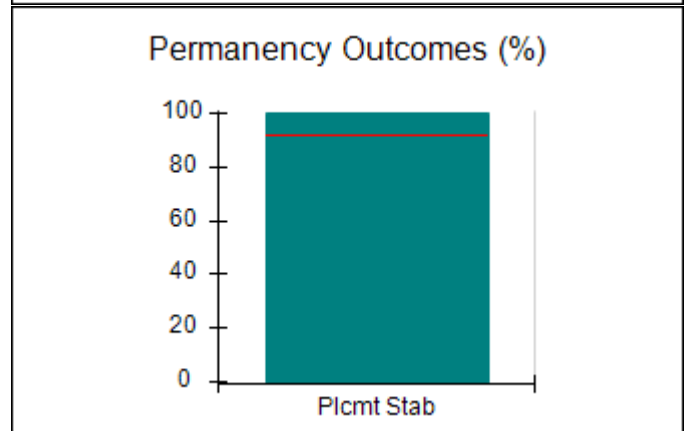
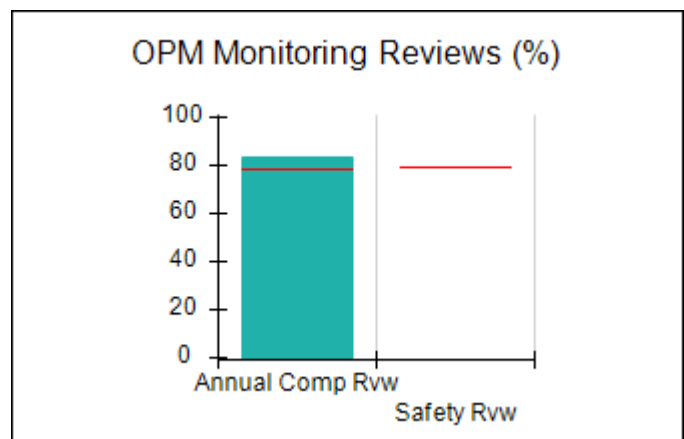
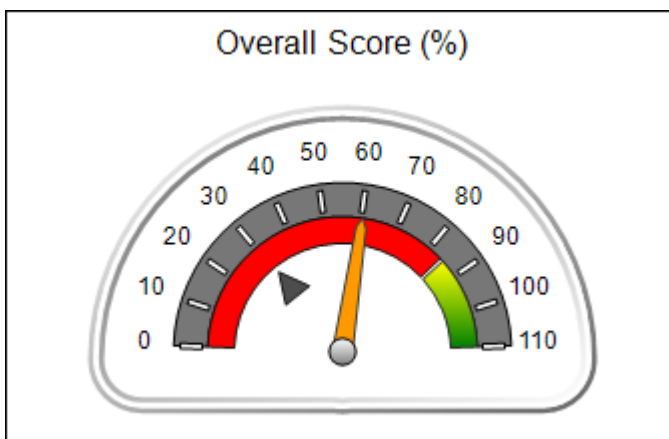
Performance-Based Placement Measures RBWO Provider GA+SCORECARD - ILP/TLP

Report Quarter: Q1 FY2021

Provider/Program Name: ENA, Inc., dba NECCO (formerly GA SAFE) - Martinez ILP (5137) - ILP			
4424 Columbia Rd., Martinez, GA 30907	Quarterly Scores (Grades)		Current Quarter Score (Grade)
Phone: 706-210-3435	Q1: 60.32 (D-)	Q2: (N/A)	60.32% (D-)
Vendor ID# 114072	Q3: (N/A)	Q4: (N/A)	
Program Census Information:	# Children in Care During Quarter: 9	# Placements During Quarter: 9	# Children in Care On Last Day: 7

Quarterly Provider Comparisons to All ILP/TLPs

▼ — indicates average for all ILP/TLPs





Performance-Based Placement Measures RBWO Provider GA+SCORECARD - ILP/TLP

Report Quarter: Q1 FY2021

Provider/Program Name: ENA, Inc., dba NECCO (formerly GA SAFE) - Martinez ILP (5137) - ILP

4424 Columbia Rd., Martinez, GA 30907	Quarterly Scores (Grades)		Current Quarter Score (Grade)
Phone: 706-210-3435	Q1: 60.32 (D-)	Q2: (N/A)	60.32% (D-)
Vendor ID# 114072	Q3: (N/A)	Q4: (N/A)	

Program Census Information:	# Children in Care During Quarter: 9	# Placements During Quarter: 9	# Children in Care On Last Day: 7
-----------------------------	--------------------------------------	--------------------------------	-----------------------------------

	Avg Performance All ILP/TLPs (%)	Provider Performance (%)*	Possible Points (Weight)	Provider Points Earned
--	----------------------------------	---------------------------	--------------------------	------------------------

OPM Monitoring Reviews

Annual Comprehensive Reviews	79%	84%	15	12.58
Safety Reviews	79%	Not Yet Conducted		
Monitoring Sub-Total			15	12.58

ILP/TLP Safety Outcomes

Incidence of Maltreatment	0.00%	Not Eligible		
Staff Training/Foundations	95%	100%	6.5	6.50
Staff Safety Checks	73%	67%	6.5	4.36
Safety Sub-Total			13	10.86

ILP/TLP Permanency Outcomes

Placement Stability	92%	100%	3	3.00
Permanency Sub-Total			3	3.00

ILP/TLP Well-Being Outcomes

EPSDT Medical Visits	78%	86%	4	3.44
EPSDT Dental Visits	70%	71%	4	2.84
Academic Supports	47%	67%	2	1.34
Provider ECEM Visits	79%	100%	4	4.00
Placements with Siblings	12%	Not Eligible	Not Scored	Not Scored
Placements within Legal County	23%	0%	Not Scored	Not Scored
Well-Being Sub-Total			14	11.62

ILP/TLP Specialty Outcomes

Academic/Career Development	47%	50%	10	5.00
Ind Living Skills Provision	62%	90%	15	13.50
Financial Independence	39%	32%	5	1.60
WTLP/Life Coach	66%	90%	15	13.50
Specialty Sub-Total			45	33.60

*Performance calculation descriptions can be found in the FY 2019 RBWO PBP Measurements and Standards Guide.

Monitoring & Outcomes: Possible Points = 95	Points Earned = 71.66
--	------------------------------



Performance-Based Placement Measures
RBWO Provider GA+SCORECARD - ILP/TLP

Report Quarter: Q1 FY2021

Score Before Incentives Credit	79.62%
Incentives Awarded	10.00 pts
PBP Verification	-29.30 pts
Total Score	60.32%

Provider/Program Name: ENA, Inc., dba NECCO (formerly GA SAFE) - Martinez ILP (5137) - ILP

Program Census Information:		# Children in Care During Quarter: 9	# Placements During Quarter: 9	# Children in Care On Last Day: 7
ILP/TLP Incentive Credits	Avg Performance All ILP/TLPs (Points)	Provider Performance (%)*	Possible Points (Weight)	Provider Points Earned
No DOC Involvement		100%	5	5.00
Community Connections		0%	4	0.00
Positive Permanency Connections		100%	5	5.00
HS Grad/GED/Prof or Trade Certificate/College		N/A	10/5/5/1	
Part-Time Employment with Medical Benefits		0%	10	0.00
Living Arrangements at Discharge		0%	10	0.00
Additional Academic Supports		0%	2	0.00
Additional IL Skills Provision		40%	5	2.00
Active Agency Accreditation		0%	4	0.00
Staff Clinical Licensure		10%	5	0.50
Incentives Total	7.45			12.50

*Performance calculation descriptions can be found in the FY 2019 RBWO PBP Measurements and Standards Guide.

Child Protective Services Investigations and Dispositions

The following investigations data, which is not used for scoring but is considered significant to a provider's performance, is from Georgia SHINES and is not considered final or complete until the end of the fiscal year.

Total Reports:	0
Number Screened In:	0
Number Screened Out:	0
Number Substantiated:	0
Number Unsubstantiated:	0
Number Active CPS Investigations:	0




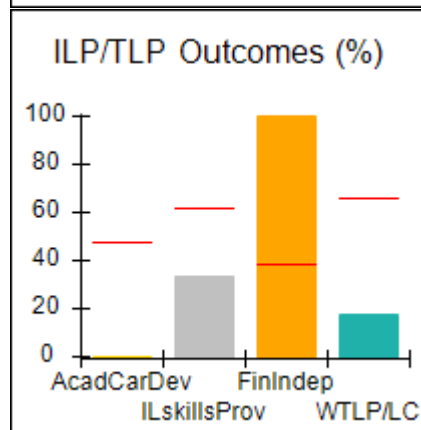
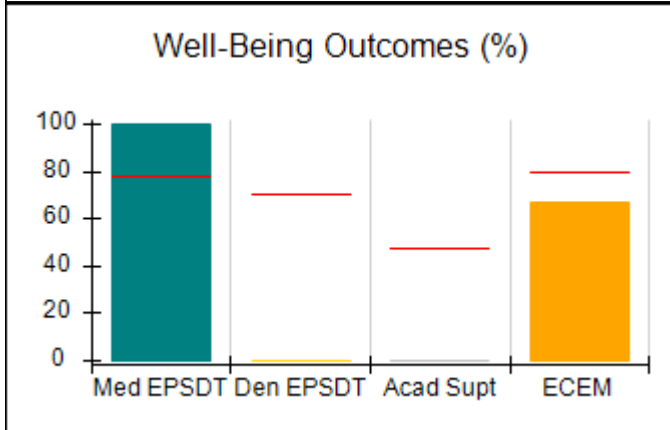
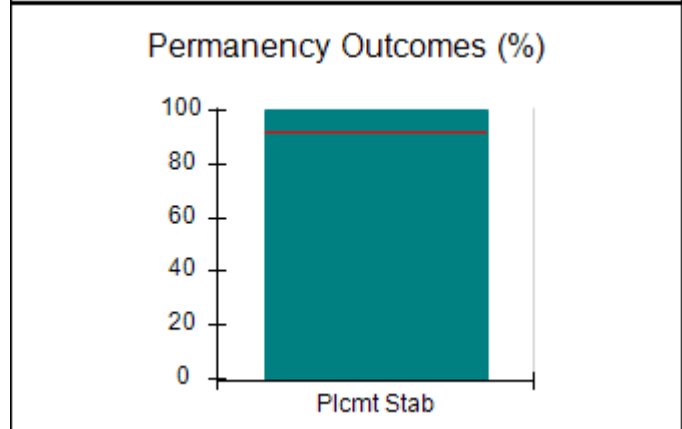
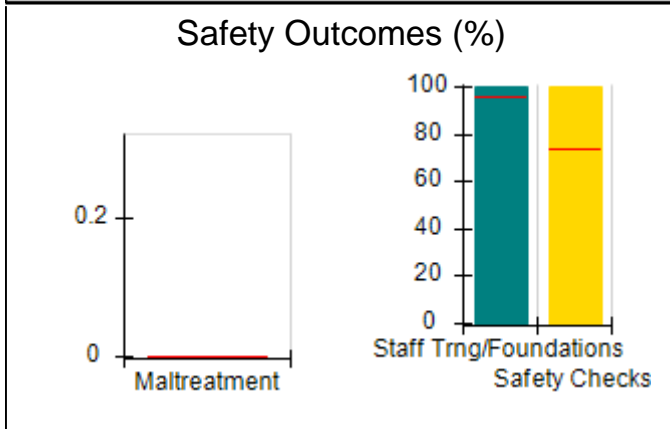
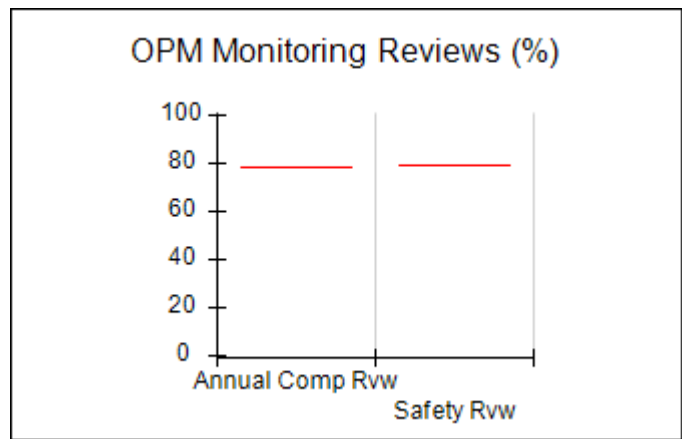
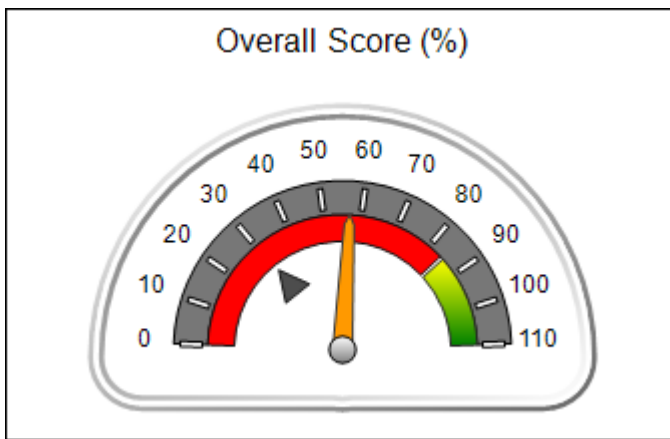
Performance-Based Placement Measures RBWO Provider GA+SCORECARD - ILP/TLP

Report Quarter: Q1 FY2021

Provider/Program Name: Exquisite Care - ILP #518 (5403) - ILP			
1000 Lake Ridge Pkwy, Riverdale, GA 30296	Quarterly Scores (Grades)		Current Quarter Score (Grade)
Phone: 678-304-9918	Q1: 56.91 (F)	Q2: (N/A)	56.91% (F)
Vendor ID# 166242	Q3: (N/A)	Q4: (N/A)	
Program Census Information:	# Children in Care During Quarter: 3	# Placements During Quarter: 3	# Children in Care On Last Day: 3

Quarterly Provider Comparisons to All ILP/TLPs

▼ — indicates average for all ILP/TLPs





Performance-Based Placement Measures RBWO Provider GA+SCORECARD - ILP/TLP

Report Quarter: Q1 FY2021

Provider/Program Name: Exquisite Care - ILP #518 (5403) - ILP				
1000 Lake Ridge Pkwy, Riverdale, GA 30296		Quarterly Scores (Grades)		Current Quarter Score (Grade)
Phone: 678-304-9918		Q1: 56.91 (F)	Q2: (N/A)	56.91% (F)
Vendor ID# 166242		Q3: (N/A)	Q4: (N/A)	
Program Census Information:		# Children in Care During Quarter: 3	# Placements During Quarter: 3	# Children in Care On Last Day: 3
	Avg Performance All ILP/TLPs (%)	Provider Performance (%)*	Possible Points (Weight)	Provider Points Earned
OPM Monitoring Reviews				
Annual Comprehensive Reviews	79%	Not Yet Conducted		
Safety Reviews	79%	Not Yet Conducted		
Monitoring Sub-Total				0.00
ILP/TLP Safety Outcomes				
Incidence of Maltreatment	0.00%	No Substantiated Reports	3	3.00
Staff Training/Foundations	95%	100%	5	5.00
Staff Safety Checks	73%	100%	5	5.00
Safety Sub-Total			13	13.00
ILP/TLP Permanency Outcomes				
Placement Stability	92%	100%	3	3.00
Permanency Sub-Total			3	3.00
ILP/TLP Well-Being Outcomes				
EPSDT Medical Visits	78%	100%	4	4.00
EPSDT Dental Visits	70%	0%	4	0.00
Academic Supports	47%	0%	2	0.00
Provider ECEM Visits	79%	67%	4	2.68
Placements with Siblings	12%	Not Eligible	Not Scored	Not Scored
Placements within Legal County	23%	0%	Not Scored	Not Scored
Well-Being Sub-Total			14	6.68
ILP/TLP Specialty Outcomes				
Academic/Career Development	47%	0%	10	0.00
Ind Living Skills Provision	62%	33%	15	4.95
Financial Independence	39%	100%	5	5.00
WTLP/Life Coach	66%	17%	15	2.55
Specialty Sub-Total			45	12.50
*Performance calculation descriptions can be found in the FY 2019 RBWO PBP Measurements and Standards Guide.				

Monitoring & Outcomes: Possible Points = 80	Points Earned = 35.18
--	------------------------------



Performance-Based Placement Measures
RBWO Provider GA+SCORECARD - ILP/TLP

Report Quarter: Q1 FY2021

Score Before Incentives Credit	46.91%
Incentives Awarded	10.00 pts
PBP Verification	N/A pts
Total Score	56.91%

Provider/Program Name: Exquisite Care - ILP #518 (5403) - ILP

Program Census Information:		# Children in Care During Quarter: 3	# Placements During Quarter: 3	# Children in Care On Last Day: 3
ILP/TLP Incentive Credits	Avg Performance All ILP/TLPs (Points)	Provider Performance (%)*	Possible Points (Weight)	Provider Points Earned
No DOC Involvement		100%	5	5.00
Community Connections		0%	4	0.00
Positive Permanency Connections		0%	5	0.00
HS Grad/GED/Prof or Trade Certificate/College		N/A	10/5/5/1	10.00
Part-Time Employment with Medical Benefits		Not Eligible	10	
Living Arrangements at Discharge		Not Eligible	10	
Additional Academic Supports		0%	2	0.00
Additional IL Skills Provision		17%	5	0.85
Active Agency Accreditation		0%	4	0.00
Staff Clinical Licensure		0%	5	0.00
Incentives Total	7.45			15.85

*Performance calculation descriptions can be found in the FY 2019 RBWO PBP Measurements and Standards Guide.

Child Protective Services Investigations and Dispositions

The following investigations data, which is not used for scoring but is considered significant to a provider's performance, is from Georgia SHINES and is not considered final or complete until the end of the fiscal year.

Total Reports:	0
Number Screened In:	0
Number Screened Out:	0
Number Substantiated:	0
Number Unsubstantiated:	0
Number Active CPS Investigations:	0




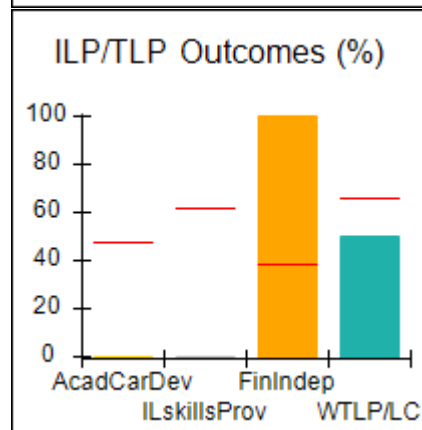
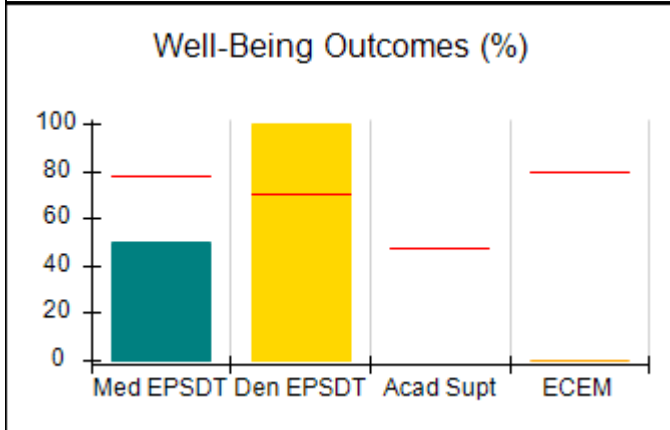
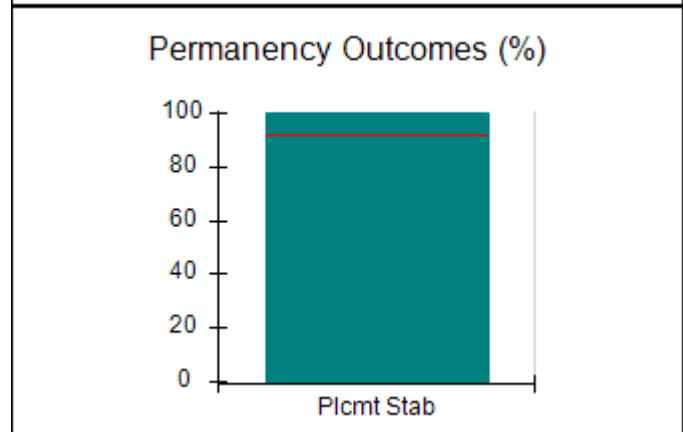
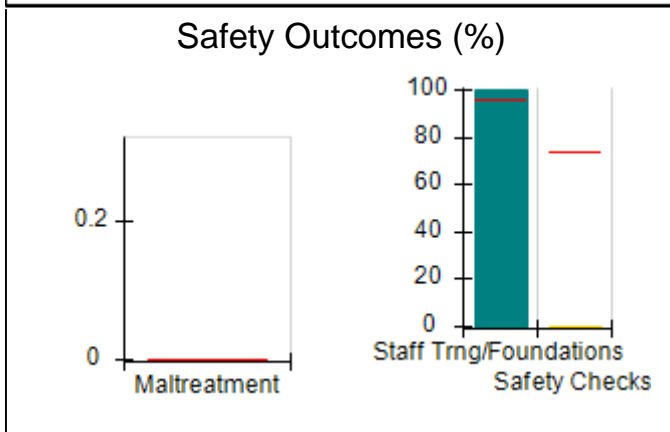
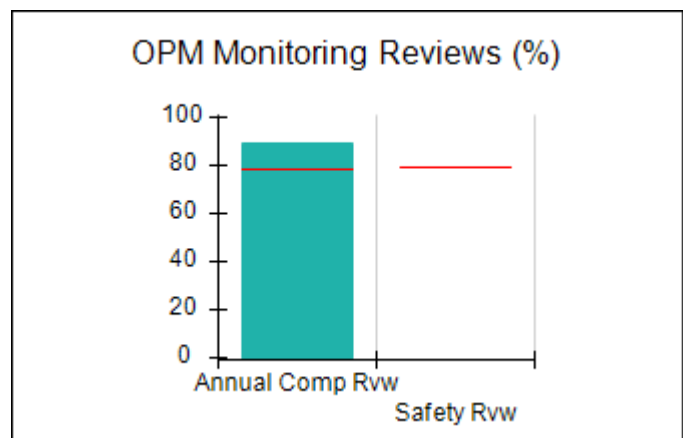
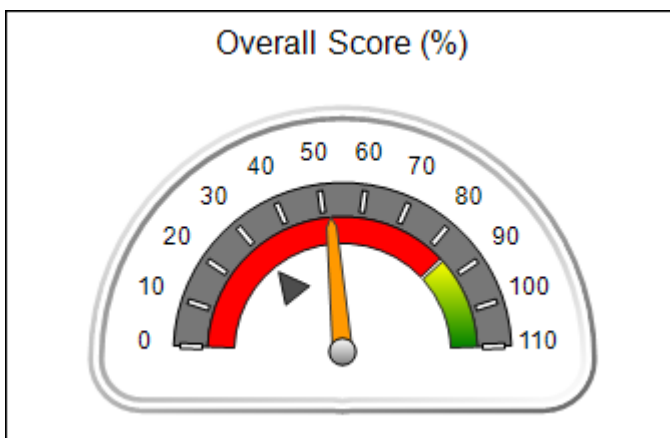
Performance-Based Placement Measures RBWO Provider GA+SCORECARD - ILP/TLP

Report Quarter: Q1 FY2021

Provider/Program Name: Families First - Atlanta: J. E. Lowery Blvd. (643) - ILP			
80 Joseph E. Lowery Blvd NW, Atlanta, GA 30314	Quarterly Scores (Grades)		Current Quarter Score (Grade)
Phone: 404-853-2800	Q1: 51.89 (F)	Q2: (N/A)	51.89% (F)
Vendor ID# 35338	Q3: (N/A)	Q4: (N/A)	
Program Census Information:	# Children in Care During Quarter: 2	# Placements During Quarter: 2	# Children in Care On Last Day: 1

Quarterly Provider Comparisons to All ILP/TLPs

▼ — indicates average for all ILP/TLPs





Performance-Based Placement Measures RBWO Provider GA+SCORECARD - ILP/TLP

Report Quarter: Q1 FY2021

Provider/Program Name: Families First - Atlanta: J. E. Lowery Blvd. (643) - ILP				
80 Joseph E. Lowery Blvd NW, Atlanta, GA 30314		Quarterly Scores (Grades)		Current Quarter Score (Grade)
Phone: 404-853-2800		Q1: 51.89 (F)	Q2: (N/A)	51.89% (F)
Vendor ID# 35338		Q3: (N/A)	Q4: (N/A)	
Program Census Information:		# Children in Care During Quarter: 2	# Placements During Quarter: 2	# Children in Care On Last Day: 1
	Avg Performance All ILP/TLPs (%)	Provider Performance (%)*	Possible Points (Weight)	Provider Points Earned
OPM Monitoring Reviews				
Annual Comprehensive Reviews	79%	90%	15	13.43
Safety Reviews	79%	Not Yet Conducted		
Monitoring Sub-Total			15	13.43
ILP/TLP Safety Outcomes				
Incidence of Maltreatment	0.00%	Not Eligible		
Staff Training/Foundations	95%	100%	6.5	6.50
Staff Safety Checks	73%	0%	6.5	0.00
Safety Sub-Total			13	6.50
ILP/TLP Permanency Outcomes				
Placement Stability	92%	100%	3	3.00
Permanency Sub-Total			3	3.00
ILP/TLP Well-Being Outcomes				
EPSDT Medical Visits	78%	50%	4.7	2.33
EPSDT Dental Visits	70%	100%	4.7	4.67
Academic Supports	47%	Not Eligible		
Provider ECEM Visits	79%	0%	4.7	0.00
Placements with Siblings	12%	Not Eligible	Not Scored	Not Scored
Placements within Legal County	23%	Not Eligible	Not Scored	Not Scored
Well-Being Sub-Total			14	7.00
ILP/TLP Specialty Outcomes				
Academic/Career Development	47%	0%	10	0.00
Ind Living Skills Provision	62%	0%	15	0.00
Financial Independence	39%	100%	5	5.00
WTLP/Life Coach	66%	50%	15	7.50
Specialty Sub-Total			45	12.50
*Performance calculation descriptions can be found in the FY 2019 RBWO PBP Measurements and Standards Guide.				

Monitoring & Outcomes: Possible Points = 95	Points Earned = 42.43
Score Before Incentives Credit	47.14%



Performance-Based Placement Measures
RBWO Provider GA+SCORECARD - ILP/TLP

Report Quarter: Q1 FY2021

Incentives Awarded	04.75 pts
PBP Verification	N/A pts
Total Score	51.89%

Provider/Program Name: Families First - Atlanta: J. E. Lowery Blvd. (643) - ILP

Program Census Information:		# Children in Care During Quarter: 2	# Placements During Quarter: 2	# Children in Care On Last Day: 1
ILP/TLP Incentive Credits	Avg Performance All ILP/TLPs (Points)	Provider Performance (%)*	Possible Points (Weight)	Provider Points Earned
No DOC Involvement		75%	5	3.75
Community Connections		0%	4	0.00
Positive Permanency Connections		0%	5	0.00
HS Grad/GED/Prof or Trade Certificate/College		N/A	10/5/5/1	
Part-Time Employment with Medical Benefits		0%	10	0.00
Living Arrangements at Discharge		0%	10	0.00
Additional Academic Supports		Not Eligible	2	
Additional IL Skills Provision		0%	5	0.00
Active Agency Accreditation		0%	4	0.00
Staff Clinical Licensure		20%	5	1.00
Incentives Total	7.45			4.75

*Performance calculation descriptions can be found in the FY 2019 RBWO PBP Measurements and Standards Guide.

Child Protective Services Investigations and Dispositions

The following investigations data, which is not used for scoring but is considered significant to a provider's performance, is from Georgia SHINES and is not considered final or complete until the end of the fiscal year.

Total Reports:	0
Number Screened In:	0
Number Screened Out:	0
Number Substantiated:	0
Number Unsubstantiated:	0
Number Active CPS Investigations:	0




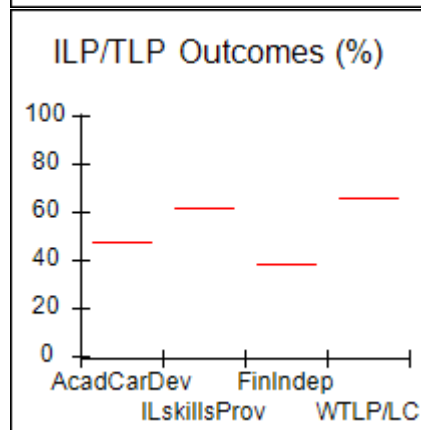
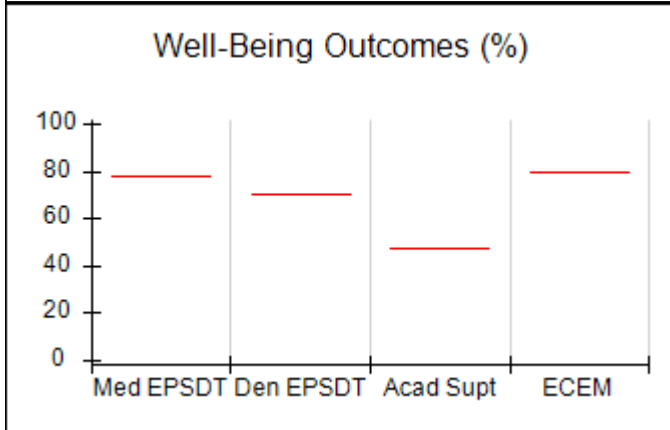
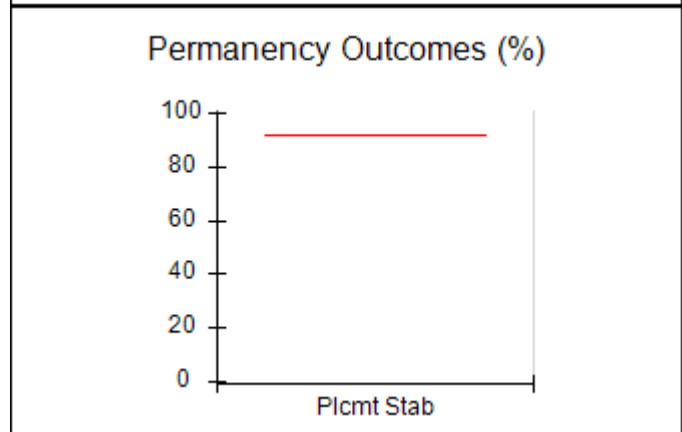
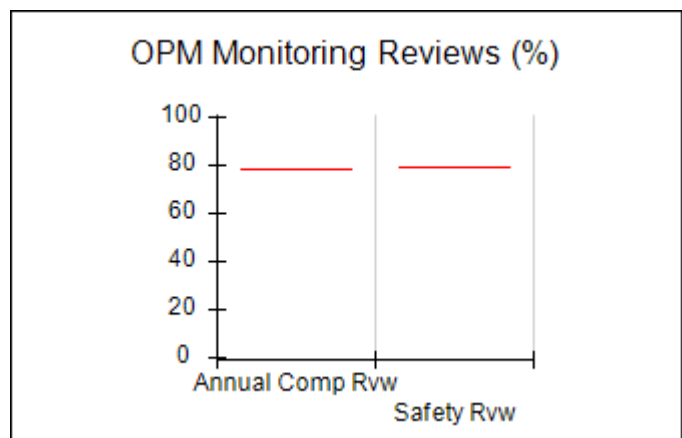
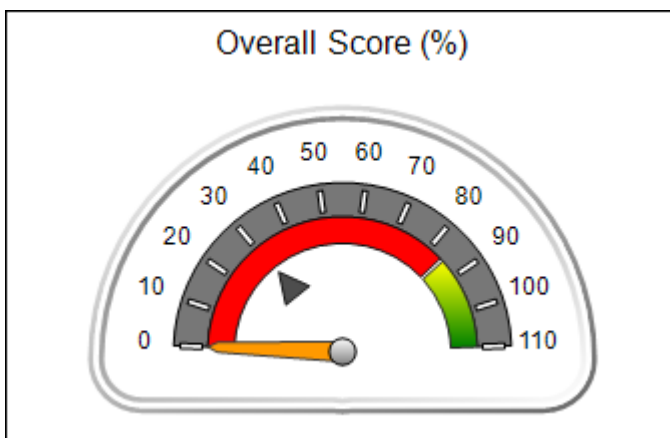
Performance-Based Placement Measures RBWO Provider GA+SCORECARD - ILP/TLP

Report Quarter: Q1 FY2021

Provider/Program Name: Families First - Atlanta: Riverdale Rd. (5422) - ILP			
5724 Riverdale Rd., Atlanta, GA 30349	Quarterly Scores (Grades)		Current Quarter Score (Grade)
Phone: 404-853-2867	Q1: 00.00 (F)	Q2: (N/A)	00.00% (F)
Vendor ID# 167723	Q3: (N/A)	Q4: (N/A)	
Program Census Information:	# Children in Care During Quarter: 0	# Placements During Quarter: 0	# Children in Care On Last Day: 0

Quarterly Provider Comparisons to All ILP/TLPs

▼ — indicates average for all ILP/TLPs





Performance-Based Placement Measures RBWO Provider GA+SCORECARD - ILP/TLP

Report Quarter: Q1 FY2021

Provider/Program Name: Families First - Atlanta: Riverdale Rd. (5422) - ILP				
5724 Riverdale Rd., Atlanta, GA 30349		Quarterly Scores (Grades)		Current Quarter Score (Grade)
Phone: 404-853-2867		Q1: 00.00 (F)	Q2: (N/A)	00.00% (F)
Vendor ID# 167723		Q3: (N/A)	Q4: (N/A)	
Program Census Information:		# Children in Care During Quarter: 0	# Placements During Quarter: 0	# Children in Care On Last Day: 0
	Avg Performance All ILP/TLPs (%)	Provider Performance (%)*	Possible Points (Weight)	Provider Points Earned
OPM Monitoring Reviews				
Annual Comprehensive Reviews	79%	Not Yet Conducted		
Safety Reviews	79%	Not Yet Conducted		
Monitoring Sub-Total				0.00
ILP/TLP Safety Outcomes				
Incidence of Maltreatment	0.00%	Not Eligible		
Staff Training/Foundations	95%	Not Eligible		
Staff Safety Checks	73%	Not Eligible		
Safety Sub-Total			N/A	
ILP/TLP Permanency Outcomes				
Placement Stability	92%	Not Eligible		
Permanency Sub-Total			N/A	
ILP/TLP Well-Being Outcomes				
EPSDT Medical Visits	78%	Not Eligible		
EPSDT Dental Visits	70%	Not Eligible		
Academic Supports	47%	Not Eligible		
Provider ECEM Visits	79%	Not Eligible		
Placements with Siblings	12%	Not Eligible	Not Scored	Not Scored
Placements within Legal County	23%	Not Eligible	Not Scored	Not Scored
Well-Being Sub-Total			N/A	
ILP/TLP Specialty Outcomes				
Academic/Career Development	47%	Not Eligible		
Ind Living Skills Provision	62%	Not Eligible		
Financial Independence	39%	Not Eligible		
WTLP/Life Coach	66%	Not Eligible		
Specialty Sub-Total			N/A	

*Performance calculation descriptions can be found in the FY 2019 RBWO PBP Measurements and Standards Guide.

Monitoring & Outcomes: Possible Points = 0	Points Earned = N/A
Score Before Incentives Credit	#Error



**Performance-Based Placement Measures
RBWO Provider GA+SCORECARD - ILP/TLP**

Report Quarter: Q1 FY2021

Incentives Awarded	00.00 pts
PBP Verification	N/A pts
Total Score	00.00%

Provider/Program Name: Families First - Atlanta: Riverdale Rd. (5422) - ILP

Program Census Information:		# Children in Care During Quarter: 0	# Placements During Quarter: 0	# Children in Care On Last Day: 0
ILP/TLP Incentive Credits	Avg Performance All ILP/TLPs (Points)	Provider Performance (%)*	Possible Points (Weight)	Provider Points Earned
No DOC Involvement		Not Eligible	5	
Community Connections		Not Eligible	4	
Positive Permanency Connections		Not Eligible	5	
HS Grad/GED/Prof or Trade Certificate/College		N/A	10/5/5/1	
Part-Time Employment with Medical Benefits		Not Eligible	10	
Living Arrangements at Discharge		Not Eligible	10	
Additional Academic Supports		Not Eligible	2	
Additional IL Skills Provision		Not Eligible	5	
Active Agency Accreditation		0%	4	0.00
Staff Clinical Licensure		0%	5	0.00
Incentives Total	7.45			0.00

*Performance calculation descriptions can be found in the FY 2019 RBWO PBP Measurements and Standards Guide.

Child Protective Services Investigations and Dispositions

The following investigations data, which is not used for scoring but is considered significant to a provider's performance, is from Georgia SHINES and is not considered final or complete until the end of the fiscal year.

Total Reports:	0	
Number Screened In:	0	
Number Screened Out:	0	
Number Substantiated:	0	
Number Unsubstantiated:	0	
Number Active CPS Investigations:	0	



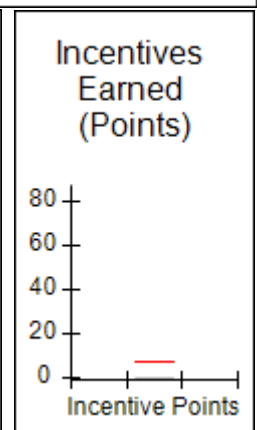
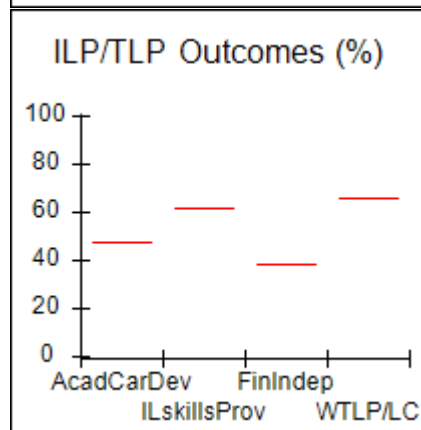
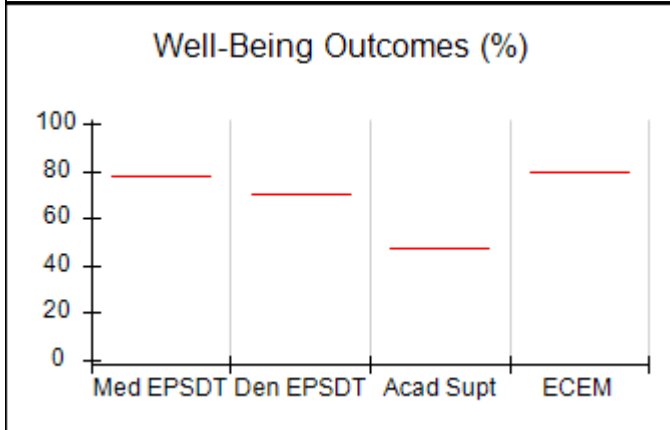
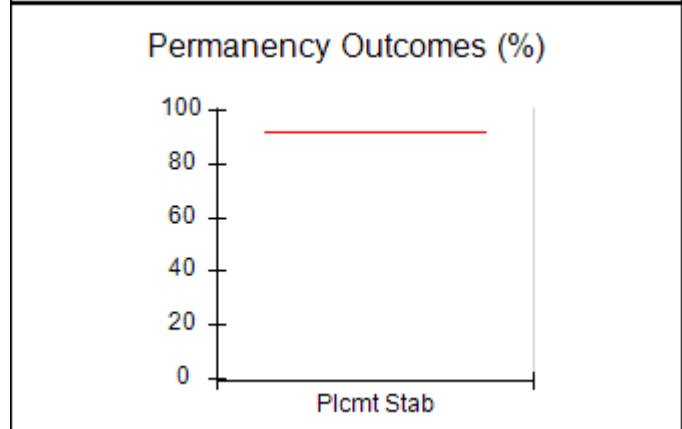
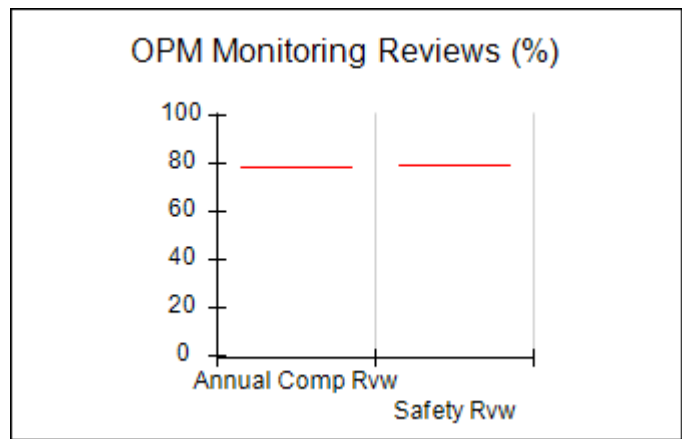
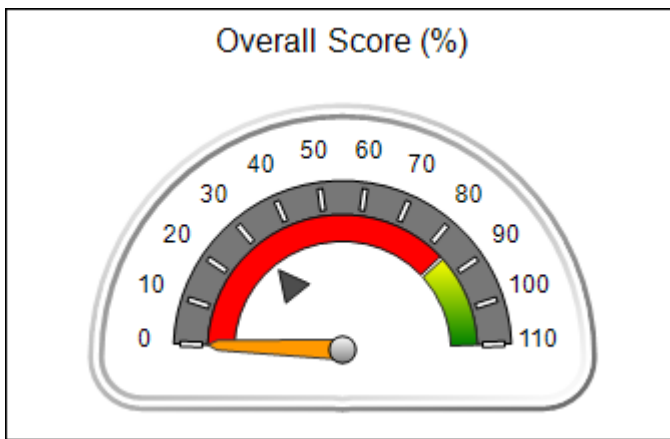
Performance-Based Placement Measures RBWO Provider GA+SCORECARD - ILP/TLP

Report Quarter: Q1 FY2021

Provider/Program Name: Families First - Stone Mountain (5423) - ILP			
100 Ashley Creek Circle, Stone Mountain, GA 30083	Quarterly Scores (Grades)		Current Quarter Score (Grade)
Phone: 404-853-2867	Q1: 00.00 (F)	Q2: (N/A)	00.00% (F)
Vendor ID# 167724	Q3: (N/A)	Q4: (N/A)	
Program Census Information:	# Children in Care During Quarter: 0	# Placements During Quarter: 0	# Children in Care On Last Day: 0

Quarterly Provider Comparisons to All ILP/TLPs

▼ — indicates average for all ILP/TLPs





Performance-Based Placement Measures RBWO Provider GA+SCORECARD - ILP/TLP

Report Quarter: Q1 FY2021

Provider/Program Name: Families First - Stone Mountain (5423) - ILP				
100 Ashley Creek Circle, Stone Mountain, GA 30083		Quarterly Scores (Grades)		Current Quarter Score (Grade)
Phone: 404-853-2867		Q1: 00.00 (F)	Q2: (N/A)	00.00% (F)
Vendor ID# 167724		Q3: (N/A)	Q4: (N/A)	
Program Census Information:		# Children in Care During Quarter: 0	# Placements During Quarter: 0	# Children in Care On Last Day: 0
	Avg Performance All ILP/TLPs (%)	Provider Performance (%)*	Possible Points (Weight)	Provider Points Earned
OPM Monitoring Reviews				
Annual Comprehensive Reviews	79%	Not Yet Conducted		
Safety Reviews	79%	Not Yet Conducted		
Monitoring Sub-Total				0.00
ILP/TLP Safety Outcomes				
Incidence of Maltreatment	0.00%	Not Eligible		
Staff Training/Foundations	95%	Not Eligible		
Staff Safety Checks	73%	Not Eligible		
Safety Sub-Total			N/A	
ILP/TLP Permanency Outcomes				
Placement Stability	92%	Not Eligible		
Permanency Sub-Total			N/A	
ILP/TLP Well-Being Outcomes				
EPSDT Medical Visits	78%	Not Eligible		
EPSDT Dental Visits	70%	Not Eligible		
Academic Supports	47%	Not Eligible		
Provider ECEM Visits	79%	Not Eligible		
Placements with Siblings	12%	Not Eligible	Not Scored	Not Scored
Placements within Legal County	23%	Not Eligible	Not Scored	Not Scored
Well-Being Sub-Total			N/A	
ILP/TLP Specialty Outcomes				
Academic/Career Development	47%	Not Eligible		
Ind Living Skills Provision	62%	Not Eligible		
Financial Independence	39%	Not Eligible		
WTLP/Life Coach	66%	Not Eligible		
Specialty Sub-Total			N/A	

*Performance calculation descriptions can be found in the FY 2019 RBWO PBP Measurements and Standards Guide.

Monitoring & Outcomes: Possible Points = 0	Points Earned = N/A
Score Before Incentives Credit	#Error



Performance-Based Placement Measures
RBWO Provider GA+SCORECARD - ILP/TLP

Report Quarter: Q1 FY2021

Incentives Awarded	00.00 pts
PBP Verification	N/A pts
Total Score	00.00%

Provider/Program Name: Families First - Stone Mountain (5423) - ILP

Program Census Information:		# Children in Care During Quarter: 0	# Placements During Quarter: 0	# Children in Care On Last Day: 0
ILP/TLP Incentive Credits	Avg Performance All ILP/TLPs (Points)	Provider Performance (%)*	Possible Points (Weight)	Provider Points Earned
No DOC Involvement		Not Eligible	5	
Community Connections		Not Eligible	4	
Positive Permanency Connections		Not Eligible	5	
HS Grad/GED/Prof or Trade Certificate/College		N/A	10/5/5/1	
Part-Time Employment with Medical Benefits		Not Eligible	10	
Living Arrangements at Discharge		Not Eligible	10	
Additional Academic Supports		Not Eligible	2	
Additional IL Skills Provision		Not Eligible	5	
Active Agency Accreditation		0%	4	0.00
Staff Clinical Licensure		0%	5	0.00
Incentives Total	7.45			0.00

*Performance calculation descriptions can be found in the FY 2019 RBWO PBP Measurements and Standards Guide.

Child Protective Services Investigations and Dispositions

The following investigations data, which is not used for scoring but is considered significant to a provider's performance, is from Georgia SHINES and is not considered final or complete until the end of the fiscal year.

Total Reports:	0
Number Screened In:	0
Number Screened Out:	0
Number Substantiated:	0
Number Unsubstantiated:	0
Number Active CPS Investigations:	0



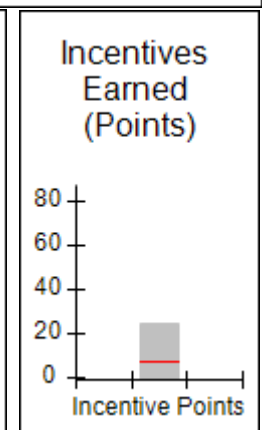
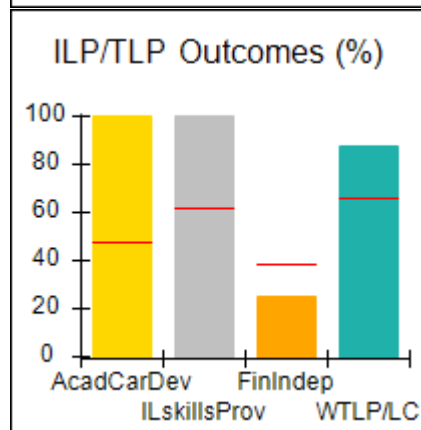
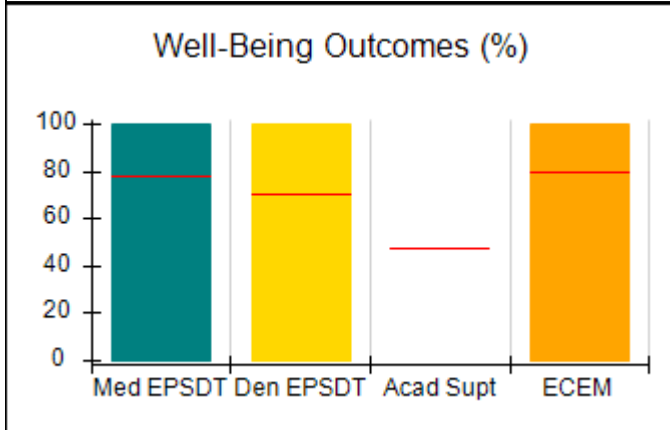
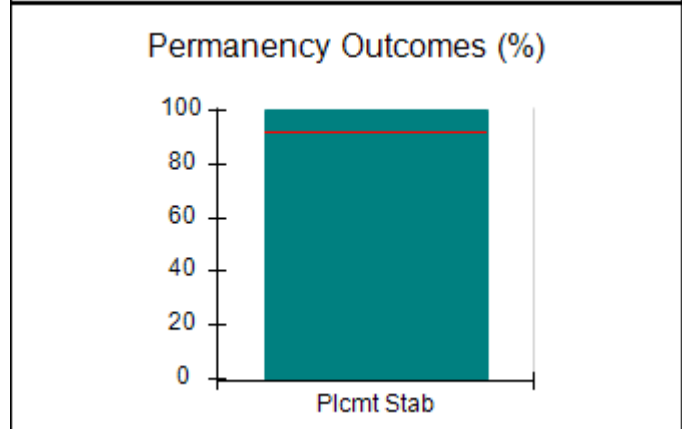
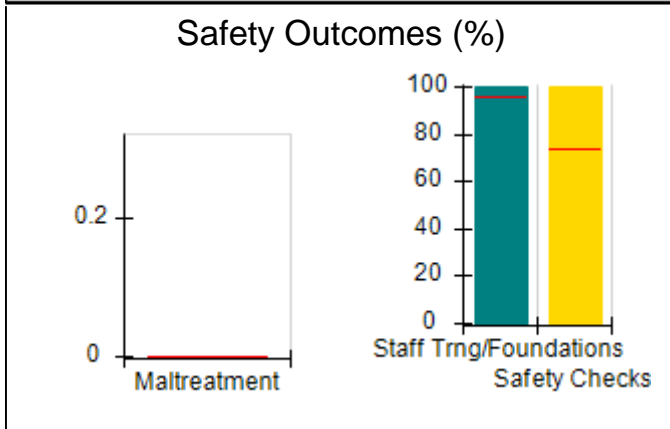
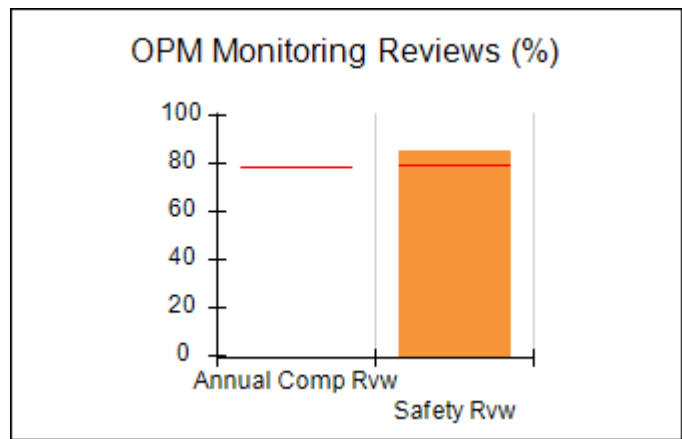
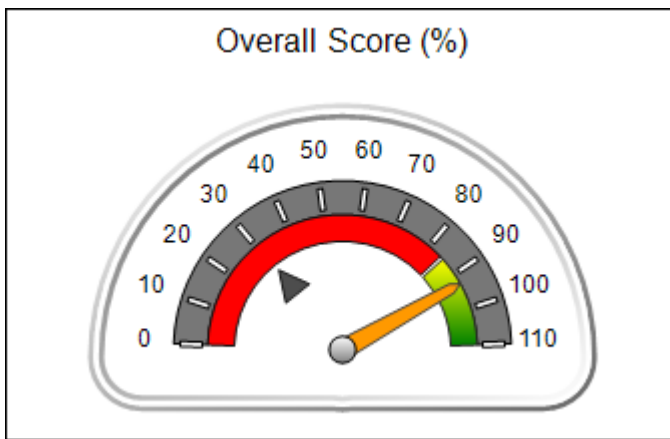
Performance-Based Placement Measures RBWO Provider GA+SCORECARD - ILP/TLP

Report Quarter: Q1 FY2021

Provider/Program Name: Gilliard and Company - (5400) - ILP			
100 St. George Blvd., Savannah, GA 31419	Quarterly Scores (Grades)		Current Quarter Score (Grade)
Phone: 9123482592	Q1: 93.01 (A-)	Q2: (N/A)	93.01% (A-)
Vendor ID# 165264	Q3: (N/A)	Q4: (N/A)	
Program Census Information:	# Children in Care During Quarter: 9	# Placements During Quarter: 9	# Children in Care On Last Day: 8

Quarterly Provider Comparisons to All ILP/TLPs

▼ — indicates average for all ILP/TLPs





Performance-Based Placement Measures RBWO Provider GA+SCORECARD - ILP/TLP

Report Quarter: Q1 FY2021

Provider/Program Name: Gilliard and Company - (5400) - ILP				
100 St. George Blvd., Savannah, GA 31419		Quarterly Scores (Grades)		Current Quarter Score (Grade)
Phone: 9123482592		Q1: 93.01 (A-)	Q2: (N/A)	93.01% (A-)
Vendor ID# 165264		Q3: (N/A)	Q4: (N/A)	
Program Census Information:		# Children in Care During Quarter: 9	# Placements During Quarter: 9	# Children in Care On Last Day: 8
	Avg Performance All ILP/TLPs (%)	Provider Performance (%)*	Possible Points (Weight)	Provider Points Earned
OPM Monitoring Reviews				
Annual Comprehensive Reviews	79%	Not Yet Conducted		
Safety Reviews	79%	85%	10	8.50
Monitoring Sub-Total			10	8.50
ILP/TLP Safety Outcomes				
Incidence of Maltreatment	0.00%	No Substantiated Reports	3	3.00
Staff Training/Foundations	95%	100%	5	5.00
Staff Safety Checks	73%	100%	5	5.00
Safety Sub-Total			13	13.00
ILP/TLP Permanency Outcomes				
Placement Stability	92%	100%	3	3.00
Permanency Sub-Total			3	3.00
ILP/TLP Well-Being Outcomes				
EPSDT Medical Visits	78%	100%	4.7	4.67
EPSDT Dental Visits	70%	100%	4.7	4.67
Academic Supports	47%	Not Eligible		
Provider ECEM Visits	79%	100%	4.7	4.67
Placements with Siblings	12%	0%	Not Scored	Not Scored
Placements within Legal County	23%	50%	Not Scored	Not Scored
Well-Being Sub-Total			14	14.00
ILP/TLP Specialty Outcomes				
Academic/Career Development	47%	100%	10	10.00
Ind Living Skills Provision	62%	100%	15	15.00
Financial Independence	39%	25%	5	1.25
WTLP/Life Coach	66%	88%	15	13.20
Specialty Sub-Total			45	39.45

*Performance calculation descriptions can be found in the FY 2019 RBWO PBP Measurements and Standards Guide.

Monitoring & Outcomes: Possible Points = 85	Points Earned = 77.95
--	------------------------------



Performance-Based Placement Measures RBWO Provider GA+SCORECARD - ILP/TLP

Report Quarter: Q1 FY2021

Score Before Incentives Credit	91.71%
Incentives Awarded	10.00 pts
PBP Verification	-8.70 pts
Total Score	93.01%

Provider/Program Name: Gilliard and Company - (5400) - ILP				
Program Census Information:	# Children in Care During Quarter: 9	# Placements During Quarter: 9	# Children in Care On Last Day: 8	
ILP/TLP Incentive Credits	Avg Performance All ILP/TLPs (Points)	Provider Performance (%)*	Possible Points (Weight)	Provider Points Earned
No DOC Involvement		100%	5	5.00
Community Connections		86%	4	3.44
Positive Permanency Connections		14%	5	0.70
HS Grad/GED/Prof or Trade Certificate/College		N/A	10/5/5/1	
Part-Time Employment with Medical Benefits		0%	10	0.00
Living Arrangements at Discharge		100%	10	10.00
Additional Academic Supports		Not Eligible	2	
Additional IL Skills Provision		100%	5	5.00
Active Agency Accreditation		0%	4	0.00
Staff Clinical Licensure		0%	5	0.00
Incentives Total	7.45			24.14

*Performance calculation descriptions can be found in the FY 2019 RBWO PBP Measurements and Standards Guide.

Child Protective Services Investigations and Dispositions	
The following investigations data, which is not used for scoring but is considered significant to a provider's performance, is from Georgia SHINES and is not considered final or complete until the end of the fiscal year.	
Total Reports:	0
Number Screened In:	0
Number Screened Out:	0
Number Substantiated:	0
Number Unsubstantiated:	0
Number Active CPS Investigations:	0



Performance-Based Placement Measures RBWO Provider GA+SCORECARD - ILP/TLP


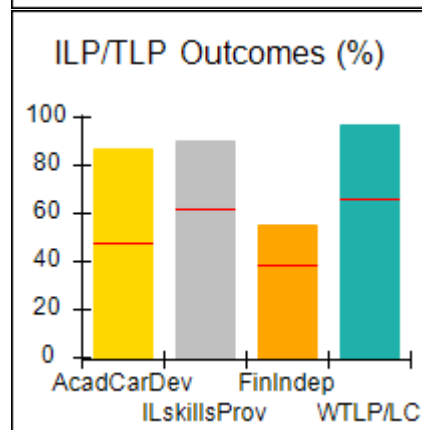
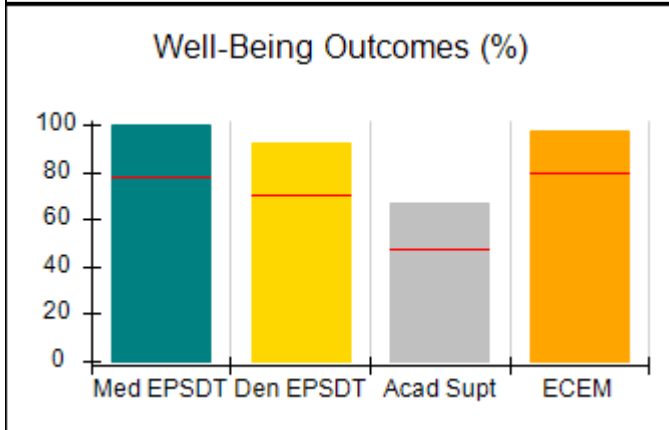
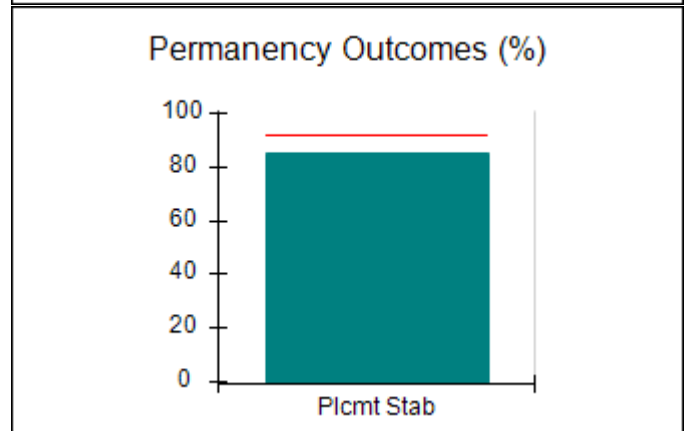
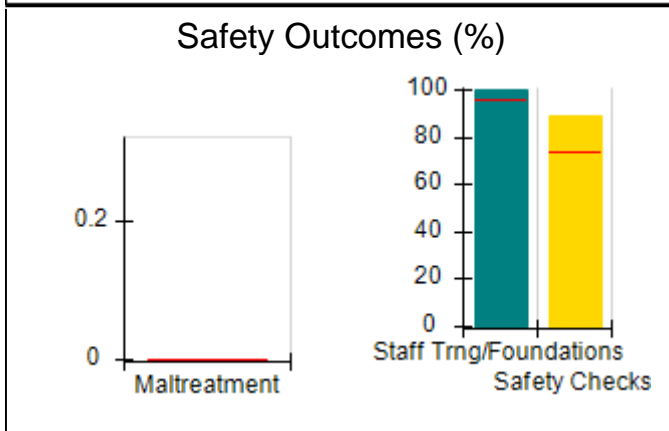
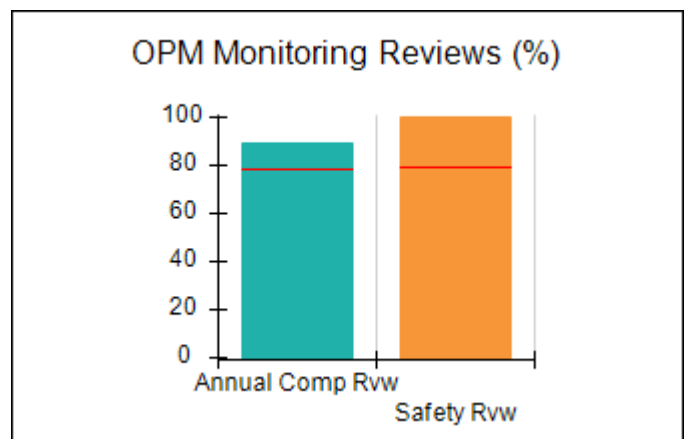
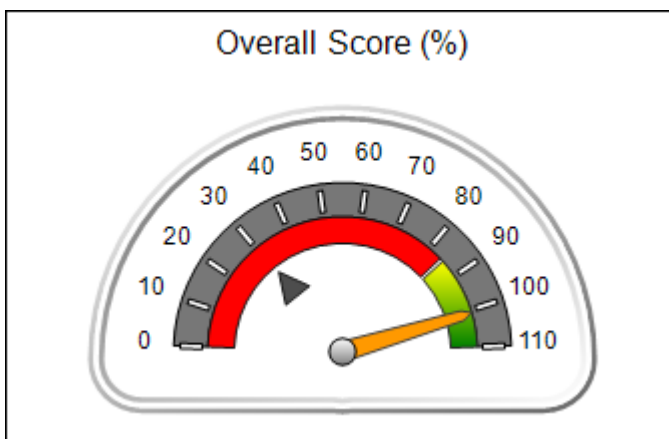
Report Quarter: Q1 FY2021

Provider/Program Name: Goshen Valley Foundation - North Georgia New Beginnings ILP (5130) - ILP

200 West Main St., Canton, GA 30114	Quarterly Scores (Grades)		Current Quarter Score (Grade)
Phone: 770-653-7953	Q1: 100.82 (A+)	Q2: (N/A)	100.82% (A+)
Vendor ID# 111810	Q3: (N/A)	Q4: (N/A)	
Program Census Information:	# Children in Care During Quarter: 13	# Placements During Quarter: 13	# Children in Care On Last Day: 10

Quarterly Provider Comparisons to All ILP/TLPs

▼ — indicates average for all ILP/TLPs





Performance-Based Placement Measures RBWO Provider GA+SCORECARD - ILP/TLP

Report Quarter: Q1 FY2021

Provider/Program Name: Goshen Valley Foundation - North Georgia New Beginnings ILP (5130) - ILP				
200 West Main St., Canton, GA 30114		Quarterly Scores (Grades)		Current Quarter Score (Grade)
Phone: 770-653-7953		Q1: 100.82 (A+)	Q2: (N/A)	100.82% (A+)
Vendor ID# 111810		Q3: (N/A)	Q4: (N/A)	
Program Census Information:		# Children in Care During Quarter: 13	# Placements During Quarter: 13	# Children in Care On Last Day: 10
	Avg Performance All ILP/TLPs (%)	Provider Performance (%)*	Possible Points (Weight)	Provider Points Earned
OPM Monitoring Reviews				
Annual Comprehensive Reviews	79%	89%	15	13.42
Safety Reviews	79%	100%	10	10.00
Monitoring Sub-Total			25	23.42
ILP/TLP Safety Outcomes				
Incidence of Maltreatment	0.00%	No Substantiated Reports	3	3.00
Staff Training/Foundations	95%	100%	5	5.00
Staff Safety Checks	73%	89%	5	4.45
Safety Sub-Total			13	12.45
ILP/TLP Permanency Outcomes				
Placement Stability	92%	85%	3	2.55
Permanency Sub-Total			3	2.55
ILP/TLP Well-Being Outcomes				
EPSDT Medical Visits	78%	100%	4	4.00
EPSDT Dental Visits	70%	92%	4	3.68
Academic Supports	47%	67%	2	1.34
Provider ECEM Visits	79%	97%	4	3.88
Placements with Siblings	12%	0%	Not Scored	Not Scored
Placements within Legal County	23%	100%	Not Scored	Not Scored
Well-Being Sub-Total			14	12.90
ILP/TLP Specialty Outcomes				
Academic/Career Development	47%	87%	10	8.70
Ind Living Skills Provision	62%	90%	15	13.50
Financial Independence	39%	55%	5	2.75
WTLP/Life Coach	66%	97%	15	14.55
Specialty Sub-Total			45	39.50
*Performance calculation descriptions can be found in the FY 2019 RBWO PBP Measurements and Standards Guide.				

Monitoring & Outcomes: Possible Points = 100	Points Earned = 90.82
---	------------------------------



Performance-Based Placement Measures
RBWO Provider GA+SCORECARD - ILP/TLP

Report Quarter: Q1 FY2021

Score Before Incentives Credit	90.82%
Incentives Awarded	10.00 pts
PBP Verification	N/A pts
Total Score	100.82%

Provider/Program Name: Goshen Valley Foundation - North Georgia New Beginnings ILP (5130) - ILP

Program Census Information:		# Children in Care During Quarter: 13	# Placements During Quarter: 13	# Children in Care On Last Day: 10
ILP/TLP Incentive Credits	Avg Performance All ILP/TLPs (Points)	Provider Performance (%)*	Possible Points (Weight)	Provider Points Earned
No DOC Involvement		68%	5	3.40
Community Connections		100%	4	4.00
Positive Permanency Connections		83%	5	4.15
HS Grad/GED/Prof or Trade Certificate/College		N/A	10/5/5/1	
Part-Time Employment with Medical Benefits		0%	10	0.00
Living Arrangements at Discharge		0%	10	0.00
Additional Academic Supports		67%	2	1.34
Additional IL Skills Provision		0%	5	0.00
Active Agency Accreditation		0%	4	0.00
Staff Clinical Licensure		10%	5	0.50
Incentives Total	7.45			13.39

*Performance calculation descriptions can be found in the FY 2019 RBWO PBP Measurements and Standards Guide.

Child Protective Services Investigations and Dispositions

The following investigations data, which is not used for scoring but is considered significant to a provider's performance, is from Georgia SHINES and is not considered final or complete until the end of the fiscal year.

Total Reports:	0
Number Screened In:	0
Number Screened Out:	0
Number Substantiated:	0
Number Unsubstantiated:	0
Number Active CPS Investigations:	0



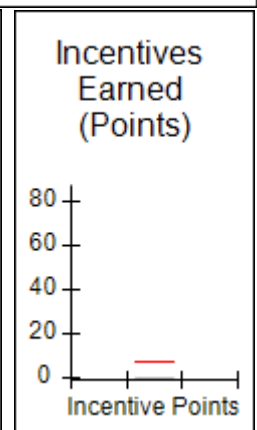
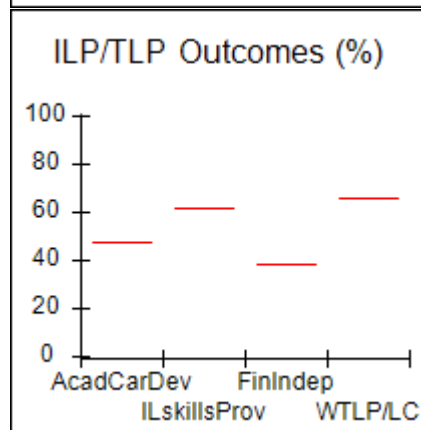
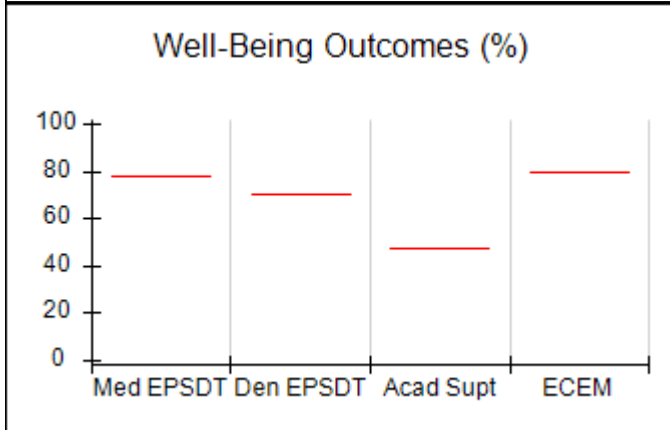
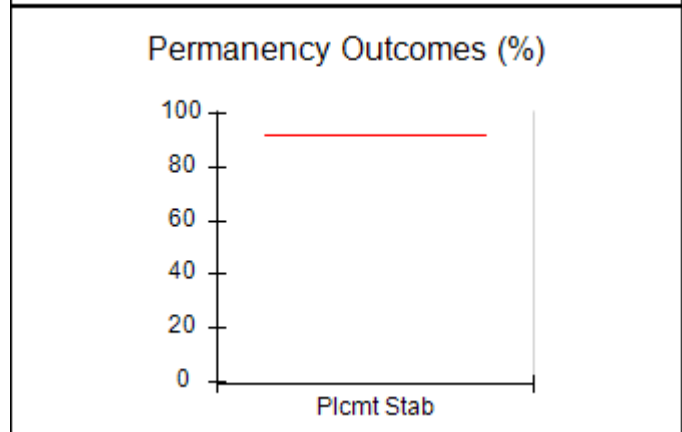
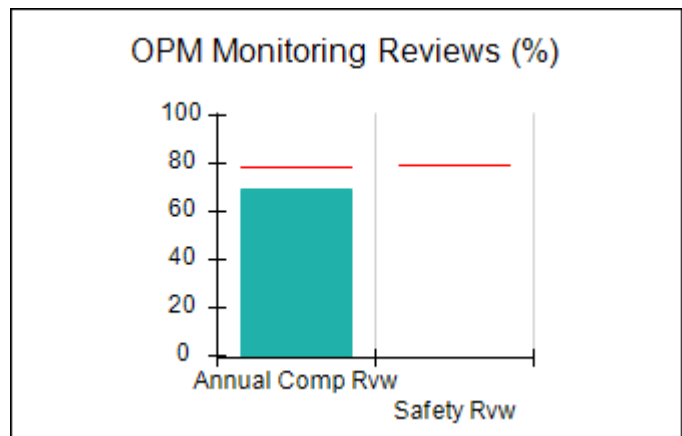
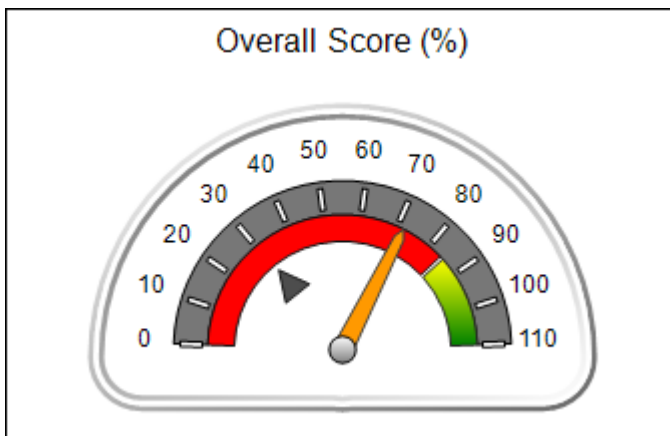
Performance-Based Placement Measures RBWO Provider GA+SCORECARD - ILP/TLP

Report Quarter: Q1 FY2021

Provider/Program Name: Greenbriar Children's Center - ILP Program (5118) - ILP			
711 Lincoln Street, Savannah, GA 31401	Quarterly Scores (Grades)		Current Quarter Score (Grade)
Phone: 912-349-2189	Q1: 71.82 (C-)	Q2: (N/A)	71.82% (C-)
Vendor ID# 105891	Q3: (N/A)	Q4: (N/A)	
Program Census Information:	# Children in Care During Quarter: 0	# Placements During Quarter: 0	# Children in Care On Last Day: 0

Quarterly Provider Comparisons to All ILP/TLPs

▼ — indicates average for all ILP/TLPs





Performance-Based Placement Measures RBWO Provider GA+SCORECARD - ILP/TLP

Report Quarter: Q1 FY2021

Provider/Program Name: Greenbriar Children's Center - ILP Program (5118) - ILP				
711 Lincoln Street, Savannah, GA 31401		Quarterly Scores (Grades)		Current Quarter Score (Grade)
Phone: 912-349-2189		Q1: 71.82 (C-)	Q2: (N/A)	71.82% (C-)
Vendor ID# 105891		Q3: (N/A)	Q4: (N/A)	
Program Census Information:		# Children in Care During Quarter: 0	# Placements During Quarter: 0	# Children in Care On Last Day: 0
	Avg Performance All ILP/TLPs (%)	Provider Performance (%)*	Possible Points (Weight)	Provider Points Earned
OPM Monitoring Reviews				
Annual Comprehensive Reviews	79%	69%	15	10.36
Safety Reviews	79%	Not Yet Conducted		
Monitoring Sub-Total			15	10.36
ILP/TLP Safety Outcomes				
Incidence of Maltreatment	0.00%	Not Eligible		
Staff Training/Foundations	95%	100%	6.5	6.50
Staff Safety Checks	73%	50%	6.5	3.25
Safety Sub-Total			13	9.75
ILP/TLP Permanency Outcomes				
Placement Stability	92%	Not Eligible		
Permanency Sub-Total			N/A	
ILP/TLP Well-Being Outcomes				
EPSDT Medical Visits	78%	Not Eligible		
EPSDT Dental Visits	70%	Not Eligible		
Academic Supports	47%	Not Eligible		
Provider ECEM Visits	79%	Not Eligible		
Placements with Siblings	12%	Not Eligible	Not Scored	Not Scored
Placements within Legal County	23%	Not Eligible	Not Scored	Not Scored
Well-Being Sub-Total			N/A	
ILP/TLP Specialty Outcomes				
Academic/Career Development	47%	Not Eligible		
Ind Living Skills Provision	62%	Not Eligible		
Financial Independence	39%	Not Eligible		
WTLP/Life Coach	66%	Not Eligible		
Specialty Sub-Total			N/A	

*Performance calculation descriptions can be found in the FY 2019 RBWO PBP Measurements and Standards Guide.

Monitoring & Outcomes: Possible Points = 28	Points Earned = 20.11
Score Before Incentives Credit	71.82%



Performance-Based Placement Measures
RBWO Provider GA+SCORECARD - ILP/TLP

Report Quarter: Q1 FY2021

Incentives Awarded	00.00 pts
PBP Verification	N/A pts
Total Score	71.82%

Provider/Program Name: Greenbriar Children's Center - ILP Program (5118) - ILP

Program Census Information:		# Children in Care During Quarter: 0	# Placements During Quarter: 0	# Children in Care On Last Day: 0
ILP/TLP Incentive Credits	Avg Performance All ILP/TLPs (Points)	Provider Performance (%)*	Possible Points (Weight)	Provider Points Earned
No DOC Involvement		Not Eligible	5	
Community Connections		Not Eligible	4	
Positive Permanency Connections		Not Eligible	5	
HS Grad/GED/Prof or Trade Certificate/College		N/A	10/5/5/1	
Part-Time Employment with Medical Benefits		Not Eligible	10	
Living Arrangements at Discharge		Not Eligible	10	
Additional Academic Supports		Not Eligible	2	
Additional IL Skills Provision		Not Eligible	5	
Active Agency Accreditation		0%	4	0.00
Staff Clinical Licensure		0%	5	0.00
Incentives Total	7.45			0.00

*Performance calculation descriptions can be found in the FY 2019 RBWO PBP Measurements and Standards Guide.

Child Protective Services Investigations and Dispositions

The following investigations data, which is not used for scoring but is considered significant to a provider's performance, is from Georgia SHINES and is not considered final or complete until the end of the fiscal year.

Total Reports:	0
Number Screened In:	0
Number Screened Out:	0
Number Substantiated:	0
Number Unsubstantiated:	0
Number Active CPS Investigations:	0



Performance-Based Placement Measures RBWO Provider GA+SCORECARD - ILP/TLP


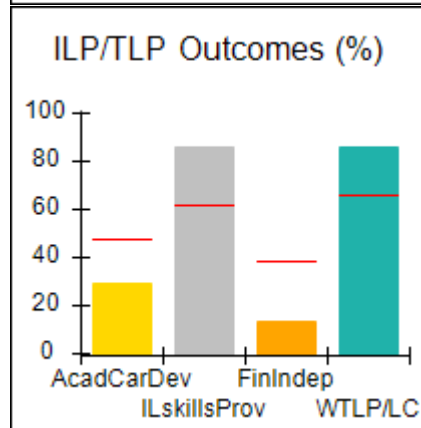
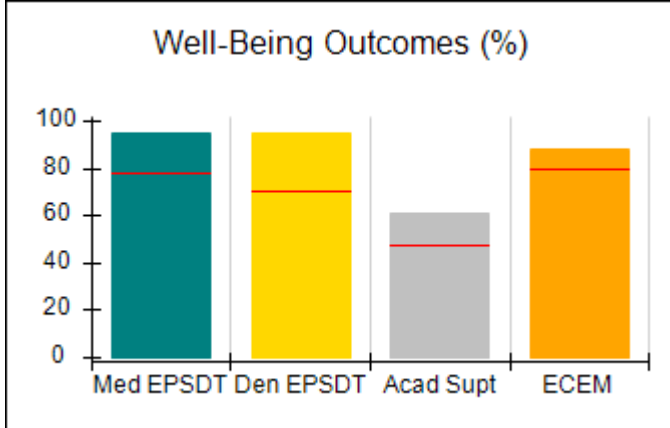
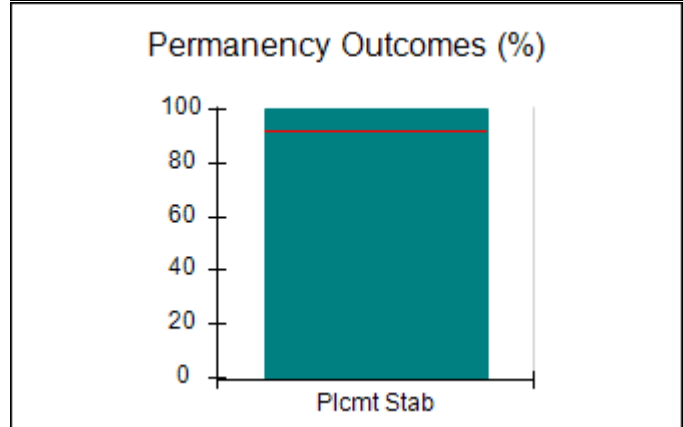
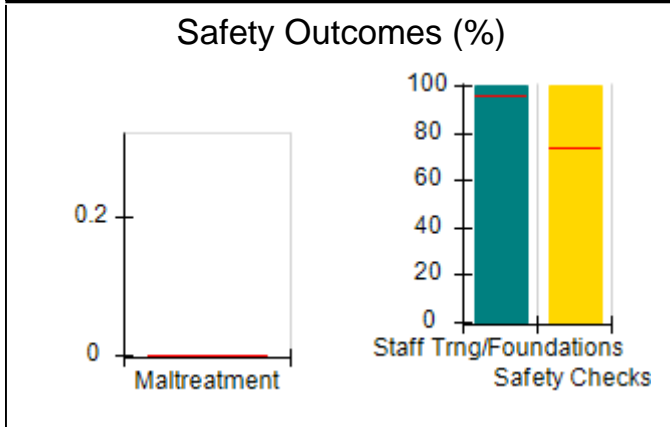
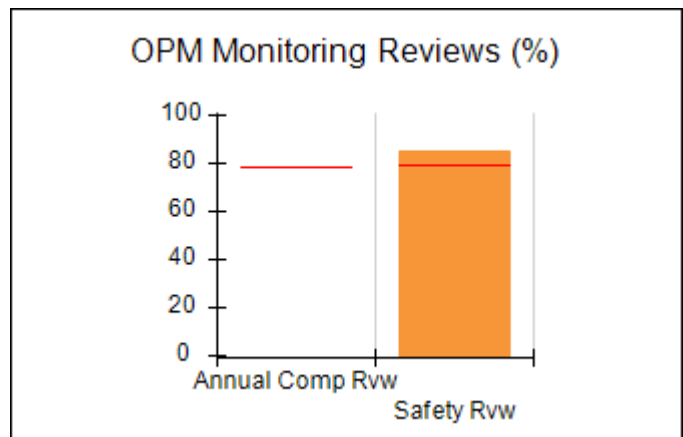
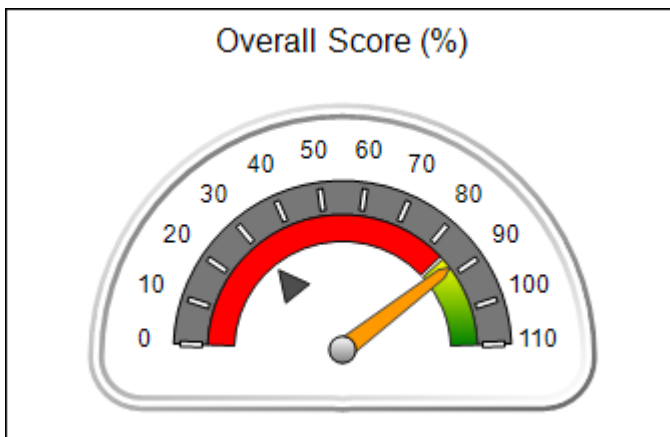
Report Quarter: Q1 FY2021

Provider/Program Name: Higher Learning Solutions Foundation, Inc. - Higher Learning Solutions Foundations (5343) - ILP

3629 Gentian Blvd., Columbus, GA 31907	Quarterly Scores (Grades)		Current Quarter Score (Grade)
Phone: 706-221-0887	Q1: 87.87 (B+)	Q2: (N/A)	87.87% (B+)
Vendor ID# 158685	Q3: (N/A)	Q4: (N/A)	
Program Census Information:	# Children in Care During Quarter: 22	# Placements During Quarter: 22	# Children in Care On Last Day: 16

Quarterly Provider Comparisons to All ILP/TLPs

▼ — indicates average for all ILP/TLPs





Performance-Based Placement Measures RBWO Provider GA+SCORECARD - ILP/TLP

Report Quarter: Q1 FY2021

Provider/Program Name: Higher Learning Solutions Foundation, Inc. - Higher Learning Solutions Foundations (5343) - ILP				
3629 Gentian Blvd., Columbus, GA 31907		Quarterly Scores (Grades)		Current Quarter Score (Grade)
Phone: 706-221-0887		Q1: 87.87 (B+)	Q2: (N/A)	87.87% (B+)
Vendor ID# 158685		Q3: (N/A)	Q4: (N/A)	
Program Census Information:		# Children in Care During Quarter: 22	# Placements During Quarter: 22	# Children in Care On Last Day: 16
	Avg Performance All ILP/TLPs (%)	Provider Performance (%)*	Possible Points (Weight)	Provider Points Earned
OPM Monitoring Reviews				
Annual Comprehensive Reviews	79%	Not Yet Conducted		
Safety Reviews	79%	85%	10	8.50
Monitoring Sub-Total			10	8.50
ILP/TLP Safety Outcomes				
Incidence of Maltreatment	0.00%	No Substantiated Reports	3	3.00
Staff Training/Foundations	95%	100%	5	5.00
Staff Safety Checks	73%	100%	5	5.00
Safety Sub-Total			13	13.00
ILP/TLP Permanency Outcomes				
Placement Stability	92%	100%	3	3.00
Permanency Sub-Total			3	3.00
ILP/TLP Well-Being Outcomes				
EPSDT Medical Visits	78%	95%	4	3.80
EPSDT Dental Visits	70%	95%	4	3.80
Academic Supports	47%	61%	2	1.22
Provider ECEM Visits	79%	88%	4	3.52
Placements with Siblings	12%	0%	Not Scored	Not Scored
Placements within Legal County	23%	0%	Not Scored	Not Scored
Well-Being Sub-Total			14	12.34
ILP/TLP Specialty Outcomes				
Academic/Career Development	47%	29%	10	2.90
Ind Living Skills Provision	62%	86%	15	12.90
Financial Independence	39%	13%	5	0.65
WTLP/Life Coach	66%	86%	15	12.90
Specialty Sub-Total			45	29.35
*Performance calculation descriptions can be found in the FY 2019 RBWO PBP Measurements and Standards Guide.				

Monitoring & Outcomes: Possible Points = 85

Points Earned = 66.19



Performance-Based Placement Measures
RBWO Provider GA+SCORECARD - ILP/TLP

Report Quarter: Q1 FY2021

Score Before Incentives Credit	77.87%
Incentives Awarded	10.00 pts
PBP Verification	N/A pts
Total Score	87.87%

Provider/Program Name: Higher Learning Solutions Foundation, Inc. - Higher Learning Solutions Foundations (5343) - ILP

Program Census Information:		# Children in Care During Quarter: 22	# Placements During Quarter: 22	# Children in Care On Last Day: 16
ILP/TLP Incentive Credits	Avg Performance All ILP/TLPs (Points)	Provider Performance (%)*	Possible Points (Weight)	Provider Points Earned
No DOC Involvement		90%	5	4.50
Community Connections		0%	4	0.00
Positive Permanency Connections		90%	5	4.50
HS Grad/GED/Prof or Trade Certificate/College		N/A	10/5/5/1	
Part-Time Employment with Medical Benefits		0%	10	0.00
Living Arrangements at Discharge		0%	10	0.00
Additional Academic Supports		42%	2	0.84
Additional IL Skills Provision		29%	5	1.45
Active Agency Accreditation		0%	4	0.00
Staff Clinical Licensure		0%	5	0.00
Incentives Total	7.45			11.29

*Performance calculation descriptions can be found in the FY 2019 RBWO PBP Measurements and Standards Guide.

Child Protective Services Investigations and Dispositions

The following investigations data, which is not used for scoring but is considered significant to a provider's performance, is from Georgia SHINES and is not considered final or complete until the end of the fiscal year.

Total Reports:	0
Number Screened In:	0
Number Screened Out:	0
Number Substantiated:	0
Number Unsubstantiated:	0
Number Active CPS Investigations:	0

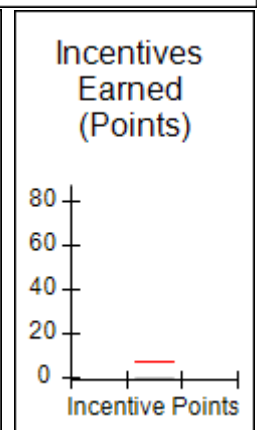
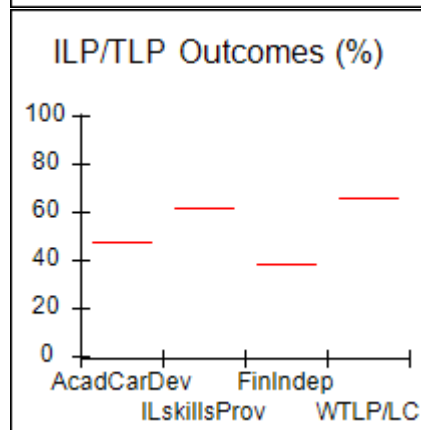
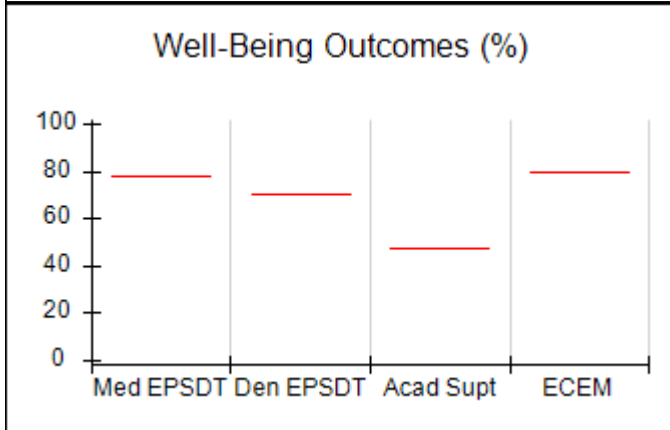
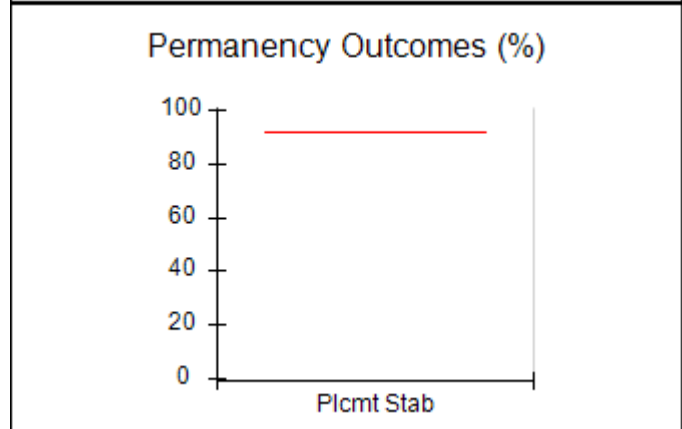
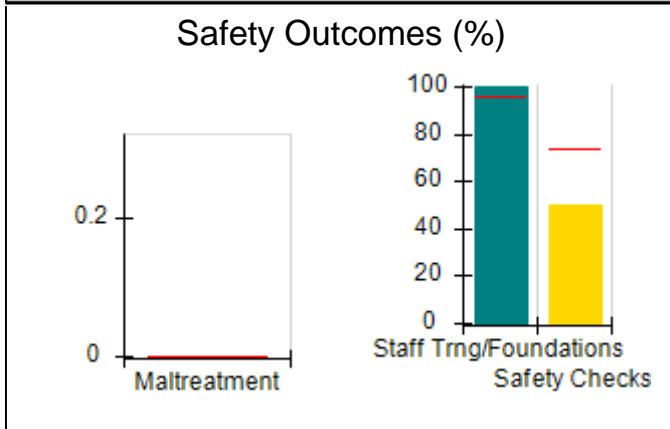
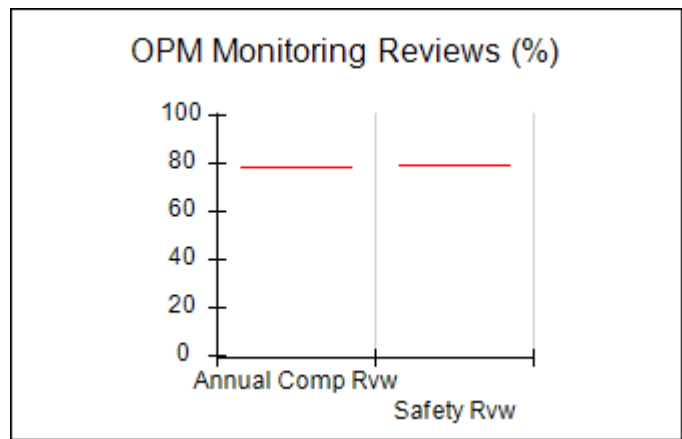
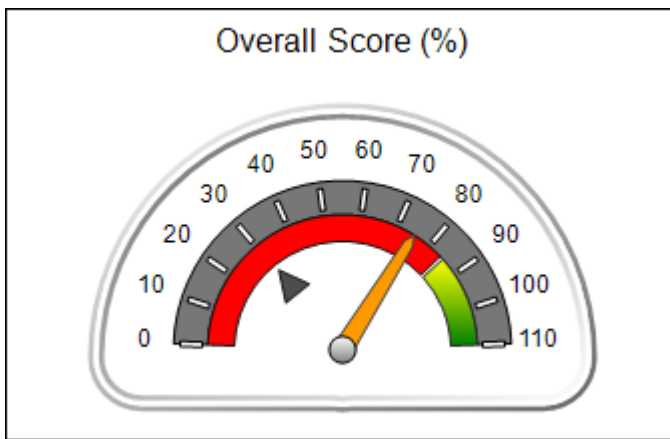


Performance-Based Placement Measures RBWO Provider GA+SCORECARD - ILP/TLP

Report Quarter: Q1 FY2021

Provider/Program Name: Hopeful Homes, LLC - Alexander Drive (5432) - ILP			
2656 Alexander Drive, Augusta, GA 30901	Quarterly Scores (Grades)		Current Quarter Score (Grade)
Phone: 843-478-5045	Q1: 75.00 (C)	Q2: (N/A)	75.00% (C)
Vendor ID# 169829	Q3: (N/A)	Q4: (N/A)	
Program Census Information:	# Children in Care During Quarter: 0	# Placements During Quarter: 0	# Children in Care On Last Day: 0
Quarterly Provider Comparisons to All ILP/TLPs			

▼ — indicates average for all ILP/TLPs





Performance-Based Placement Measures RBWO Provider GA+SCORECARD - ILP/TLP

Report Quarter: Q1 FY2021

Provider/Program Name: Hopeful Homes, LLC - Alexander Drive (5432) - ILP				
2656 Alexander Drive, Augusta, GA 30901		Quarterly Scores (Grades)		Current Quarter Score (Grade)
Phone: 843-478-5045		Q1: 75.00 (C)	Q2: (N/A)	75.00% (C)
Vendor ID# 169829		Q3: (N/A)	Q4: (N/A)	
Program Census Information:		# Children in Care During Quarter: 0	# Placements During Quarter: 0	# Children in Care On Last Day: 0
	Avg Performance All ILP/TLPs (%)	Provider Performance (%)*	Possible Points (Weight)	Provider Points Earned
OPM Monitoring Reviews				
Annual Comprehensive Reviews	79%	Not Yet Conducted		
Safety Reviews	79%	Not Yet Conducted		
Monitoring Sub-Total				0.00
ILP/TLP Safety Outcomes				
Incidence of Maltreatment	0.00%	Not Eligible		
Staff Training/Foundations	95%	100%	6.5	6.50
Staff Safety Checks	73%	50%	6.5	3.25
Safety Sub-Total			13	9.75
ILP/TLP Permanency Outcomes				
Placement Stability	92%	Not Eligible		
Permanency Sub-Total			N/A	
ILP/TLP Well-Being Outcomes				
EPSDT Medical Visits	78%	Not Eligible		
EPSDT Dental Visits	70%	Not Eligible		
Academic Supports	47%	Not Eligible		
Provider ECEM Visits	79%	Not Eligible		
Placements with Siblings	12%	Not Eligible	Not Scored	Not Scored
Placements within Legal County	23%	Not Eligible	Not Scored	Not Scored
Well-Being Sub-Total			N/A	
ILP/TLP Specialty Outcomes				
Academic/Career Development	47%	Not Eligible		
Ind Living Skills Provision	62%	Not Eligible		
Financial Independence	39%	Not Eligible		
WTLP/Life Coach	66%	Not Eligible		
Specialty Sub-Total			N/A	

*Performance calculation descriptions can be found in the FY 2019 RBWO PBP Measurements and Standards Guide.

Monitoring & Outcomes: Possible Points = 13	Points Earned = 09.75
Score Before Incentives Credit	75.00%



Performance-Based Placement Measures
RBWO Provider GA+SCORECARD - ILP/TLP

Report Quarter: Q1 FY2021

Incentives Awarded	00.00 pts
PBP Verification	N/A pts
Total Score	75.00%

Provider/Program Name: Hopeful Homes, LLC - Alexander Drive (5432) - ILP

Program Census Information:		# Children in Care During Quarter: 0	# Placements During Quarter: 0	# Children in Care On Last Day: 0
ILP/TLP Incentive Credits	Avg Performance All ILP/TLPs (Points)	Provider Performance (%)*	Possible Points (Weight)	Provider Points Earned
No DOC Involvement		Not Eligible	5	
Community Connections		Not Eligible	4	
Positive Permanency Connections		Not Eligible	5	
HS Grad/GED/Prof or Trade Certificate/College		N/A	10/5/5/1	
Part-Time Employment with Medical Benefits		Not Eligible	10	
Living Arrangements at Discharge		Not Eligible	10	
Additional Academic Supports		Not Eligible	2	
Additional IL Skills Provision		Not Eligible	5	
Active Agency Accreditation		0%	4	0.00
Staff Clinical Licensure		0%	5	0.00
Incentives Total	7.45			0.00

*Performance calculation descriptions can be found in the FY 2019 RBWO PBP Measurements and Standards Guide.

Child Protective Services Investigations and Dispositions

The following investigations data, which is not used for scoring but is considered significant to a provider's performance, is from Georgia SHINES and is not considered final or complete until the end of the fiscal year.

Total Reports:	0
Number Screened In:	0
Number Screened Out:	0
Number Substantiated:	0
Number Unsubstantiated:	0
Number Active CPS Investigations:	0



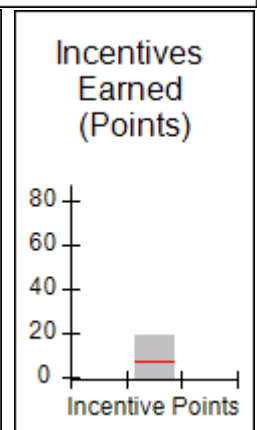
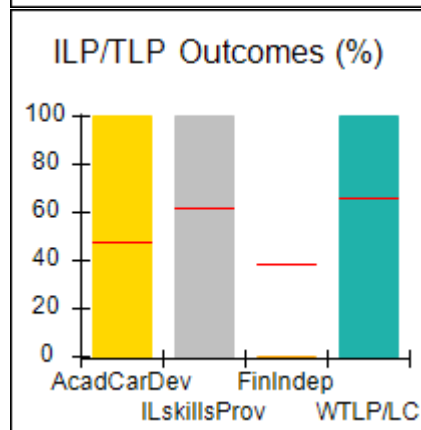
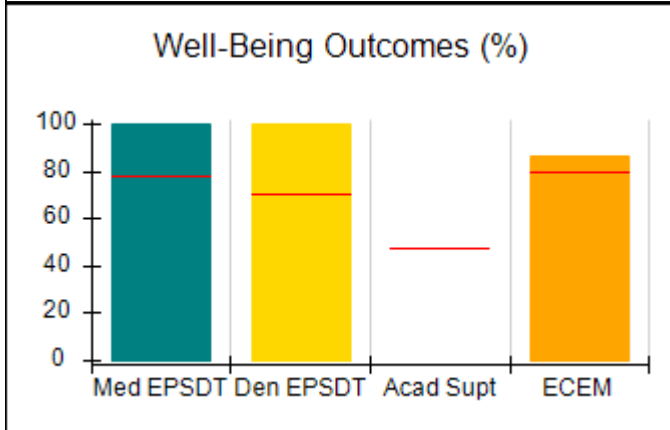
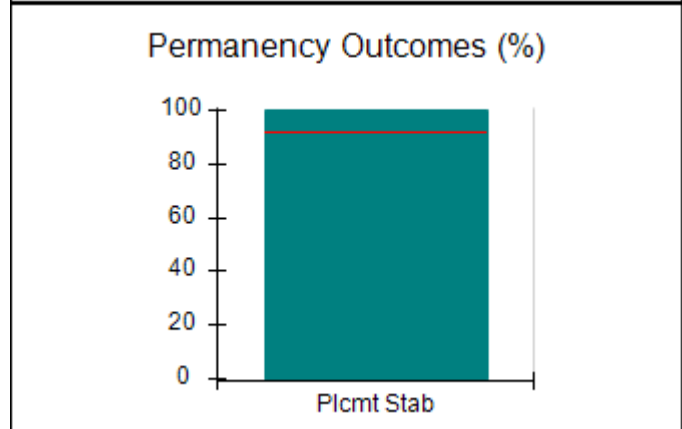
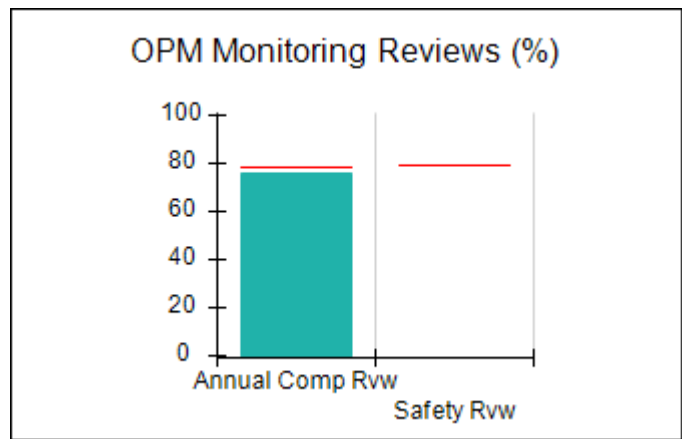
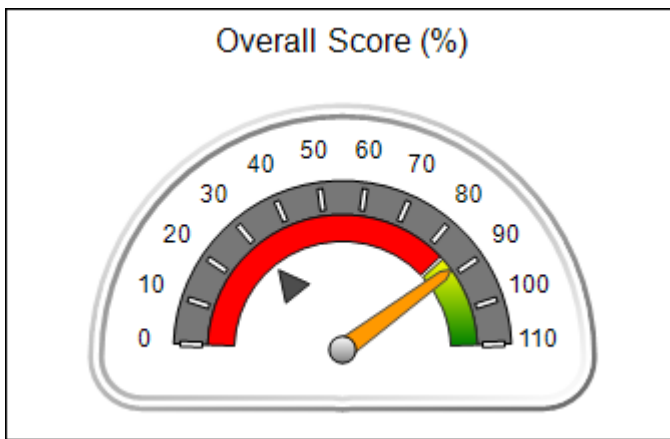
Performance-Based Placement Measures RBWO Provider GA+SCORECARD - ILP/TLP

Report Quarter: Q1 FY2021

Provider/Program Name: House of Aimer, Inc. - (5349) - ILP			
2987 N. Druid Hills Rd., Atlanta, GA 30329	Quarterly Scores (Grades)		Current Quarter Score (Grade)
Phone: 18004521321	Q1: 88.54 (B+)	Q2: (N/A)	88.54% (B+)
Vendor ID# 159745	Q3: (N/A)	Q4: (N/A)	
Program Census Information:	# Children in Care During Quarter: 6	# Placements During Quarter: 6	# Children in Care On Last Day: 4

Quarterly Provider Comparisons to All ILP/TLPs

▼ — indicates average for all ILP/TLPs





Performance-Based Placement Measures RBWO Provider GA+SCORECARD - ILP/TLP

Report Quarter: Q1 FY2021

Provider/Program Name: House of Aimer, Inc. - (5349) - ILP				
2987 N. Druid Hills Rd., Atlanta, GA 30329		Quarterly Scores (Grades)		Current Quarter Score (Grade)
Phone: 18004521321		Q1: 88.54 (B+)	Q2: (N/A)	88.54% (B+)
Vendor ID# 159745		Q3: (N/A)	Q4: (N/A)	
Program Census Information:		# Children in Care During Quarter: 6	# Placements During Quarter: 6	# Children in Care On Last Day: 4
	Avg Performance All ILP/TLPs (%)	Provider Performance (%)*	Possible Points (Weight)	Provider Points Earned
OPM Monitoring Reviews				
Annual Comprehensive Reviews	79%	76%	15	11.44
Safety Reviews	79%	Not Yet Conducted		
Monitoring Sub-Total			15	11.44
ILP/TLP Safety Outcomes				
Incidence of Maltreatment	0.00%	Not Eligible		
Staff Training/Foundations	95%	0%	6.5	0.00
Staff Safety Checks	73%	100%	6.5	6.50
Safety Sub-Total			13	6.50
ILP/TLP Permanency Outcomes				
Placement Stability	92%	100%	3	3.00
Permanency Sub-Total			3	3.00
ILP/TLP Well-Being Outcomes				
EPSDT Medical Visits	78%	100%	4.7	4.67
EPSDT Dental Visits	70%	100%	4.7	4.67
Academic Supports	47%	Not Eligible		
Provider ECEM Visits	79%	86%	4.7	4.01
Placements with Siblings	12%	Not Eligible	Not Scored	Not Scored
Placements within Legal County	23%	50%	Not Scored	Not Scored
Well-Being Sub-Total			14	13.35
ILP/TLP Specialty Outcomes				
Academic/Career Development	47%	100%	10	10.00
Ind Living Skills Provision	62%	100%	15	15.00
Financial Independence	39%	0%	5	0.00
WTLP/Life Coach	66%	100%	15	15.00
Specialty Sub-Total			45	40.00
*Performance calculation descriptions can be found in the FY 2019 RBWO PBP Measurements and Standards Guide.				

Monitoring & Outcomes: Possible Points = 95	Points Earned = 74.29
Score Before Incentives Credit	82.54%



Performance-Based Placement Measures
RBWO Provider GA+SCORECARD - ILP/TLP

Report Quarter: Q1 FY2021

Incentives Awarded	10.00 pts
PBP Verification	-4.00 pts
Total Score	88.54%

Provider/Program Name: House of Aimer, Inc. - (5349) - ILP

Program Census Information:		# Children in Care During Quarter: 6	# Placements During Quarter: 6	# Children in Care On Last Day: 4
ILP/TLP Incentive Credits	Avg Performance All ILP/TLPs (Points)	Provider Performance (%)*	Possible Points (Weight)	Provider Points Earned
No DOC Involvement		100%	5	5.00
Community Connections		100%	4	4.00
Positive Permanency Connections		0%	5	0.00
HS Grad/GED/Prof or Trade Certificate/College		N/A	10/5/5/1	
Part-Time Employment with Medical Benefits		50%	10	5.00
Living Arrangements at Discharge		0%	10	0.00
Additional Academic Supports		Not Eligible	2	
Additional IL Skills Provision		100%	5	5.00
Active Agency Accreditation		0%	4	0.00
Staff Clinical Licensure		0%	5	0.00
Incentives Total	7.45			19.00

*Performance calculation descriptions can be found in the FY 2019 RBWO PBP Measurements and Standards Guide.

Child Protective Services Investigations and Dispositions

The following investigations data, which is not used for scoring but is considered significant to a provider's performance, is from Georgia SHINES and is not considered final or complete until the end of the fiscal year.

Total Reports:	0
Number Screened In:	0
Number Screened Out:	0
Number Substantiated:	0
Number Unsubstantiated:	0
Number Active CPS Investigations:	0




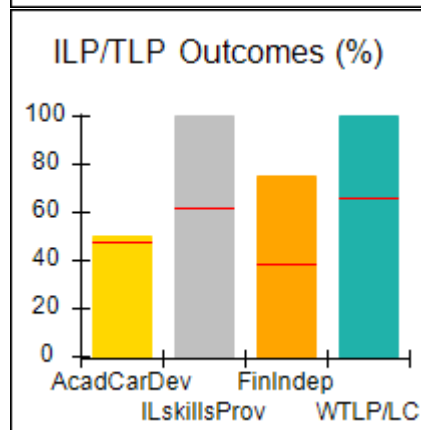
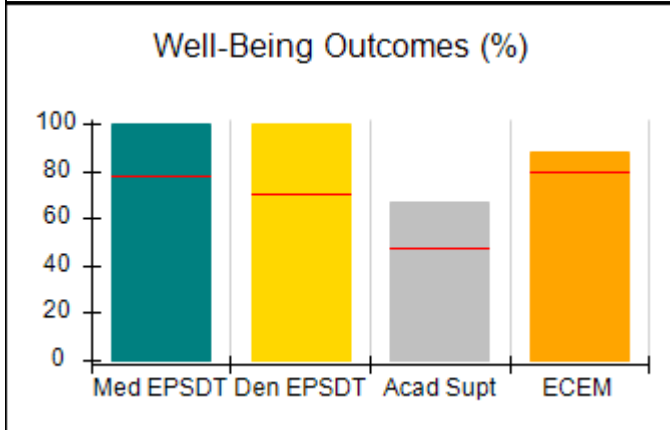
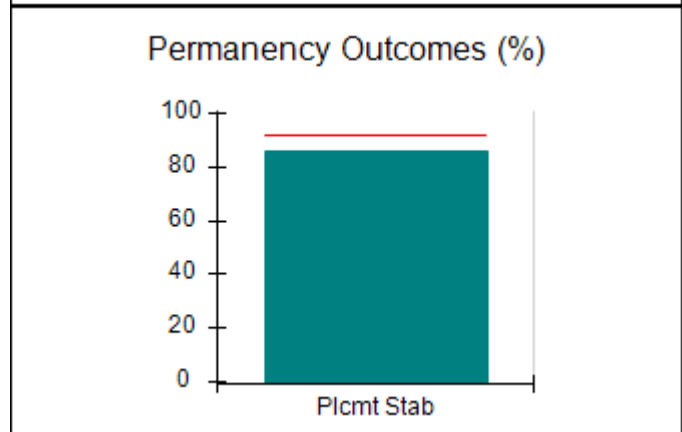
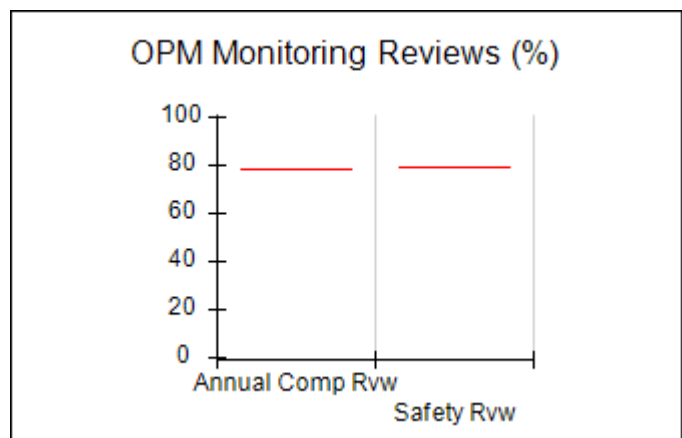
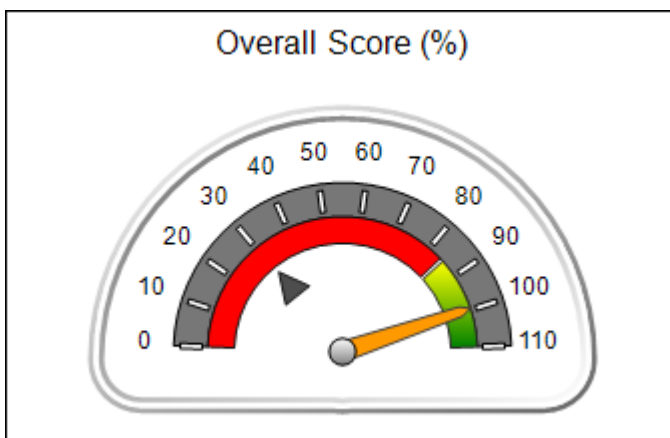
Performance-Based Placement Measures RBWO Provider GA+SCORECARD - ILP/TLP

Report Quarter: Q1 FY2021

Provider/Program Name: Impact Community Transition Inc. - (5412) - ILP			
117 Dawson Ave., Dawsonville, GA 30534	Quarterly Scores (Grades)		Current Quarter Score (Grade)
Phone: 678-592-0816	Q1: 99.59 (A+)	Q2: (N/A)	99.59% (A+)
Vendor ID# 166399	Q3: (N/A)	Q4: (N/A)	
Program Census Information:	# Children in Care During Quarter: 7	# Placements During Quarter: 8	# Children in Care On Last Day: 4

Quarterly Provider Comparisons to All ILP/TLPs

▼ — indicates average for all ILP/TLPs





Performance-Based Placement Measures RBWO Provider GA+SCORECARD - ILP/TLP

Report Quarter: Q1 FY2021

Provider/Program Name: Impact Community Transition Inc. - (5412) - ILP				
117 Dawson Ave., Dawsonville, GA 30534		Quarterly Scores (Grades)		Current Quarter Score (Grade)
Phone: 678-592-0816		Q1: 99.59 (A+)	Q2: (N/A)	99.59% (A+)
Vendor ID# 166399		Q3: (N/A)	Q4: (N/A)	
Program Census Information:		# Children in Care During Quarter: 7	# Placements During Quarter: 8	# Children in Care On Last Day: 4
	Avg Performance All ILP/TLPs (%)	Provider Performance (%)*	Possible Points (Weight)	Provider Points Earned
OPM Monitoring Reviews				
Annual Comprehensive Reviews	79%	Not Yet Conducted		
Safety Reviews	79%	Not Yet Conducted		
Monitoring Sub-Total				0.00
ILP/TLP Safety Outcomes				
Incidence of Maltreatment	0.00%	No Substantiated Reports	3	3.00
Staff Training/Foundations	95%	100%	5	5.00
Staff Safety Checks	73%	100%	5	5.00
Safety Sub-Total			13	13.00
ILP/TLP Permanency Outcomes				
Placement Stability	92%	86%	3	2.58
Permanency Sub-Total			3	2.58
ILP/TLP Well-Being Outcomes				
EPSDT Medical Visits	78%	100%	4	4.00
EPSDT Dental Visits	70%	100%	4	4.00
Academic Supports	47%	67%	2	1.34
Provider ECEM Visits	79%	88%	4	3.52
Placements with Siblings	12%	0%	Not Scored	Not Scored
Placements within Legal County	23%	20%	Not Scored	Not Scored
Well-Being Sub-Total			14	12.86
ILP/TLP Specialty Outcomes				
Academic/Career Development	47%	50%	10	5.00
Ind Living Skills Provision	62%	100%	15	15.00
Financial Independence	39%	75%	5	3.75
WTLP/Life Coach	66%	100%	15	15.00
Specialty Sub-Total			45	38.75
*Performance calculation descriptions can be found in the FY 2019 RBWO PBP Measurements and Standards Guide.				

Monitoring & Outcomes: Possible Points = 80	Points Earned = 67.19
--	------------------------------



Performance-Based Placement Measures RBWO Provider GA+SCORECARD - ILP/TLP

Report Quarter: Q1 FY2021

Score Before Incentives Credit	89.59%
Incentives Awarded	10.00 pts
PBP Verification	N/A pts
Total Score	99.59%

Provider/Program Name: Impact Community Transition Inc. - (5412) - ILP

Program Census Information:	# Children in Care During Quarter: 7	# Placements During Quarter: 8	# Children in Care On Last Day: 4	
ILP/TLP Incentive Credits	Avg Performance All ILP/TLPs (Points)	Provider Performance (%)*	Possible Points (Weight)	Provider Points Earned
No DOC Involvement		100%	5	5.00
Community Connections		Not Eligible	4	
Positive Permanency Connections		Not Eligible	5	
HS Grad/GED/Prof or Trade Certificate/College		N/A	10/5/5/1	
Part-Time Employment with Medical Benefits		0%	10	0.00
Living Arrangements at Discharge		0%	10	0.00
Additional Academic Supports		0%	2	0.00
Additional IL Skills Provision		100%	5	5.00
Active Agency Accreditation		0%	4	0.00
Staff Clinical Licensure		0%	5	0.00
Incentives Total	7.45			10.00

*Performance calculation descriptions can be found in the FY 2019 RBWO PBP Measurements and Standards Guide.

Child Protective Services Investigations and Dispositions

The following investigations data, which is not used for scoring but is considered significant to a provider's performance, is from Georgia SHINES and is not considered final or complete until the end of the fiscal year.

Total Reports:	0
Number Screened In:	0
Number Screened Out:	0
Number Substantiated:	0
Number Unsubstantiated:	0
Number Active CPS Investigations:	0




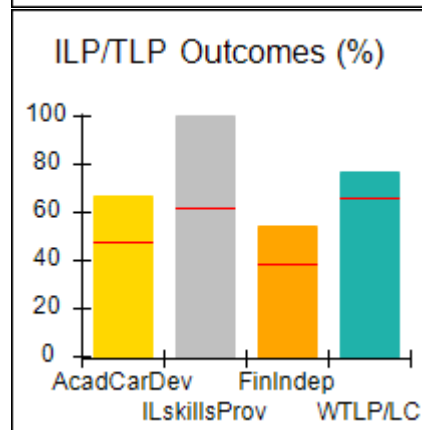
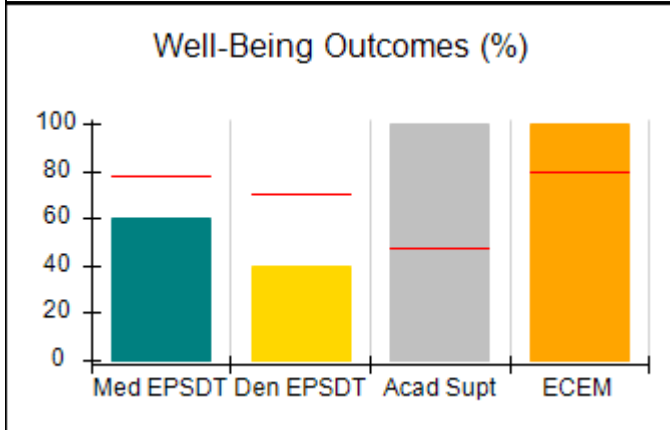
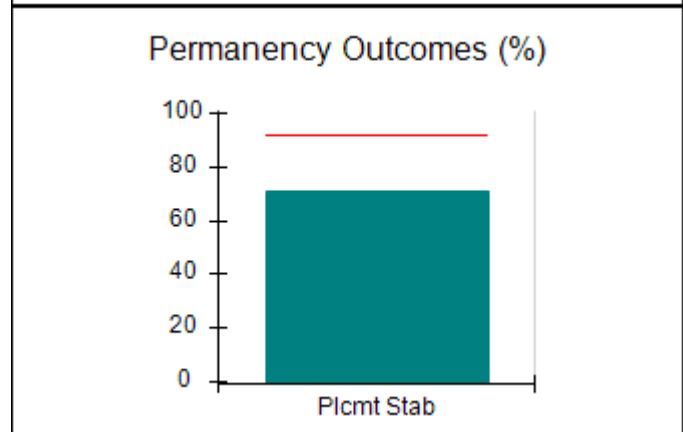
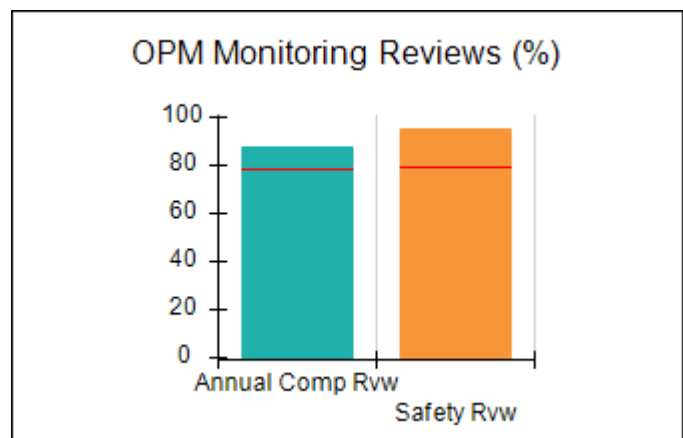
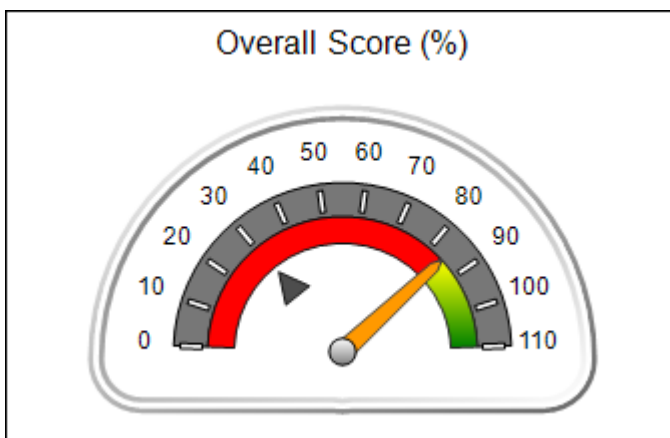
Performance-Based Placement Measures RBWO Provider GA+SCORECARD - ILP/TLP

Report Quarter: Q1 FY2021

Provider/Program Name: Level Up Community Service Program, LLC - (5277) - ILP			
7606 Treehills Parkway , Stone Mountain, GA 30088	Quarterly Scores (Grades)		Current Quarter Score (Grade)
Phone: 678-849-0505	Q1: 84.59 (B)	Q2: (N/A)	84.59% (B)
Vendor ID# 153259	Q3: (N/A)	Q4: (N/A)	
Program Census Information:	# Children in Care During Quarter: 7	# Placements During Quarter: 7	# Children in Care On Last Day: 4

Quarterly Provider Comparisons to All ILP/TLPs

▼ — indicates average for all ILP/TLPs





**Performance-Based Placement Measures
RBWO Provider GA+SCORECARD - ILP/TLP**

Report Quarter: Q1 FY2021

Provider/Program Name: Level Up Community Service Program, LLC - (5277) - ILP				
7606 Treehills Parkway , Stone Mountain, GA 30088		Quarterly Scores (Grades)		Current Quarter Score (Grade)
Phone: 678-849-0505		Q1: 84.59 (B)	Q2: (N/A)	84.59% (B)
Vendor ID# 153259		Q3: (N/A)	Q4: (N/A)	
Program Census Information:		# Children in Care During Quarter: 7	# Placements During Quarter: 7	# Children in Care On Last Day: 4
	Avg Performance All ILP/TLPs (%)	Provider Performance (%)*	Possible Points (Weight)	Provider Points Earned
OPM Monitoring Reviews				
Annual Comprehensive Reviews	79%	88%	15	13.21
Safety Reviews	79%	95%	10	9.50
Monitoring Sub-Total			25	22.71
ILP/TLP Safety Outcomes				
Incidence of Maltreatment	0.00%	Not Eligible		
Staff Training/Foundations	95%	100%	6.5	6.50
Staff Safety Checks	73%	80%	6.5	5.20
Safety Sub-Total			13	11.70
ILP/TLP Permanency Outcomes				
Placement Stability	92%	71%	3	2.13
Permanency Sub-Total			3	2.13
ILP/TLP Well-Being Outcomes				
EPSDT Medical Visits	78%	60%	4	2.40
EPSDT Dental Visits	70%	40%	4	1.60
Academic Supports	47%	100%	2	2.00
Provider ECEM Visits	79%	100%	4	4.00
Placements with Siblings	12%	Not Eligible	Not Scored	Not Scored
Placements within Legal County	23%	0%	Not Scored	Not Scored
Well-Being Sub-Total			14	10.00
ILP/TLP Specialty Outcomes				
Academic/Career Development	47%	67%	10	6.70
Ind Living Skills Provision	62%	100%	15	15.00
Financial Independence	39%	54%	5	2.70
WTLP/Life Coach	66%	77%	15	11.55
Specialty Sub-Total			45	35.95
*Performance calculation descriptions can be found in the FY 2019 RBWO PBP Measurements and Standards Guide.				

Monitoring & Outcomes: Possible Points = 100	Points Earned = 82.49
Score Before Incentives Credit	82.49%



Performance-Based Placement Measures
RBWO Provider GA+SCORECARD - ILP/TLP

Report Quarter: Q1 FY2021

Incentives Awarded	08.40 pts
PBP Verification	-6.30 pts
Total Score	84.59%

Provider/Program Name: Level Up Community Service Program, LLC - (5277) - ILP

Program Census Information:		# Children in Care During Quarter: 7	# Placements During Quarter: 7	# Children in Care On Last Day: 4
ILP/TLP Incentive Credits	Avg Performance All ILP/TLPs (Points)	Provider Performance (%)*	Possible Points (Weight)	Provider Points Earned
No DOC Involvement		100%	5	5.00
Community Connections		0%	4	0.00
Positive Permanency Connections		0%	5	0.00
HS Grad/GED/Prof or Trade Certificate/College		N/A	10/5/5/1	
Part-Time Employment with Medical Benefits		0%	10	0.00
Living Arrangements at Discharge		0%	10	0.00
Additional Academic Supports		0%	2	0.00
Additional IL Skills Provision		58%	5	2.90
Active Agency Accreditation		0%	4	0.00
Staff Clinical Licensure		10%	5	0.50
Incentives Total	7.45			8.40

*Performance calculation descriptions can be found in the FY 2019 RBWO PBP Measurements and Standards Guide.

Child Protective Services Investigations and Dispositions

The following investigations data, which is not used for scoring but is considered significant to a provider's performance, is from Georgia SHINES and is not considered final or complete until the end of the fiscal year.

Total Reports:	0
Number Screened In:	0
Number Screened Out:	0
Number Substantiated:	0
Number Unsubstantiated:	0
Number Active CPS Investigations:	0




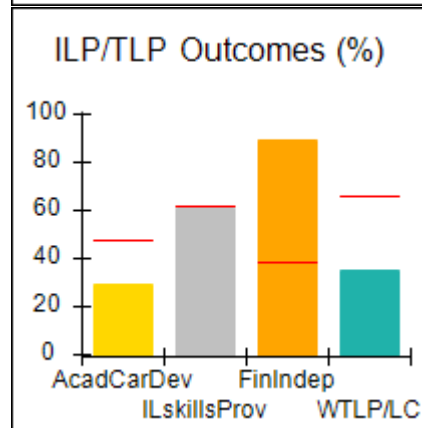
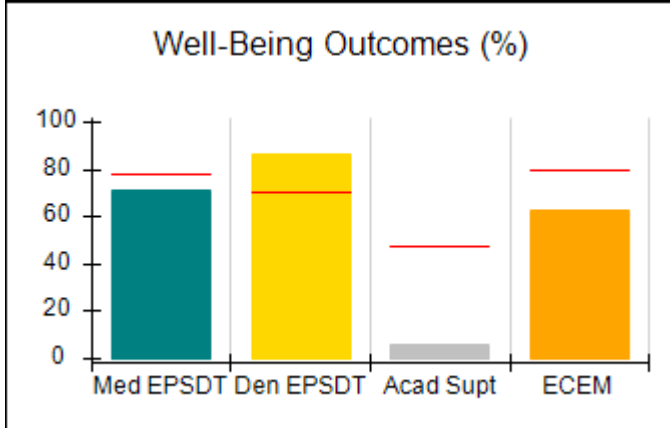
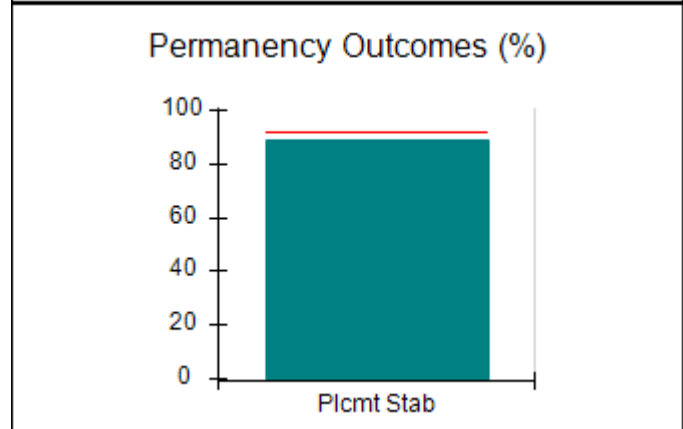
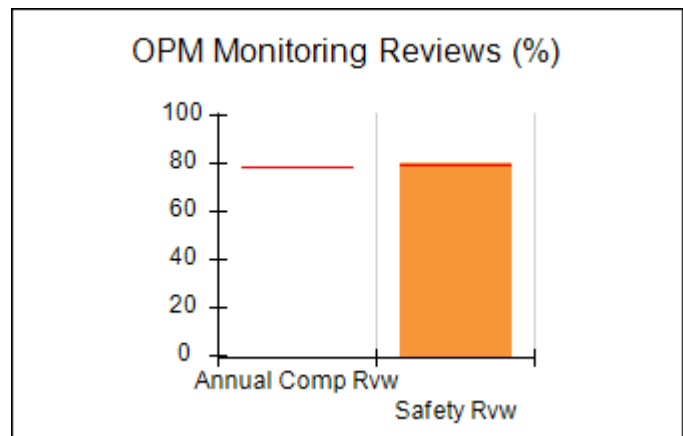
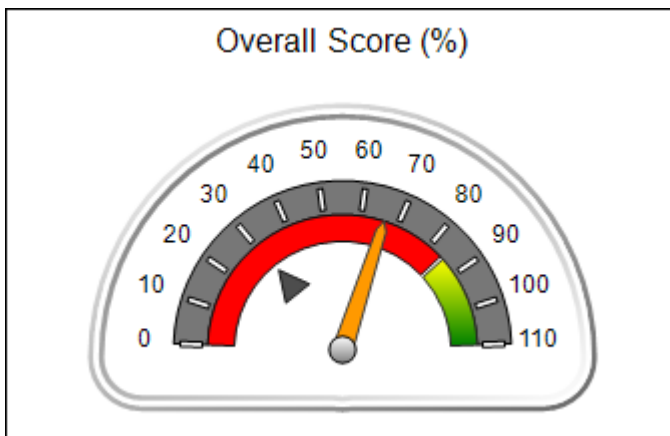
Performance-Based Placement Measures RBWO Provider GA+SCORECARD - ILP/TLP

Report Quarter: Q1 FY2021

Provider/Program Name: Life Discovery Services - (5413) - ILP			
12461 Veterans Memorial Hwy, Douglasville, GA 31034	Quarterly Scores (Grades)		Current Quarter Score (Grade)
Phone: 678-360-5206	Q1: 66.28 (D)	Q2: (N/A)	66.28% (D)
Vendor ID# 166510	Q3: (N/A)	Q4: (N/A)	
Program Census Information:	# Children in Care During Quarter: 9	# Placements During Quarter: 9	# Children in Care On Last Day: 8

Quarterly Provider Comparisons to All ILP/TLPs

▼ — indicates average for all ILP/TLPs





Performance-Based Placement Measures RBWO Provider GA+SCORECARD - ILP/TLP

Report Quarter: Q1 FY2021

Provider/Program Name: Life Discovery Services - (5413) - ILP				
12461 Veterans Memorial Hwy, Douglasville, GA 31034		Quarterly Scores (Grades)		Current Quarter Score (Grade)
Phone: 678-360-5206		Q1: 66.28 (D)	Q2: (N/A)	66.28% (D)
Vendor ID# 166510		Q3: (N/A)	Q4: (N/A)	
Program Census Information:		# Children in Care During Quarter: 9	# Placements During Quarter: 9	# Children in Care On Last Day: 8
	Avg Performance All ILP/TLPs (%)	Provider Performance (%)*	Possible Points (Weight)	Provider Points Earned
OPM Monitoring Reviews				
Annual Comprehensive Reviews	79%	Not Yet Conducted		
Safety Reviews	79%	80%	10	8.00
Monitoring Sub-Total			10	8.00
ILP/TLP Safety Outcomes				
Incidence of Maltreatment	0.00%	Not Eligible		
Staff Training/Foundations	95%	50%	6.5	3.25
Staff Safety Checks	73%	50%	6.5	3.25
Safety Sub-Total			13	6.50
ILP/TLP Permanency Outcomes				
Placement Stability	92%	89%	3	2.67
Permanency Sub-Total			3	2.67
ILP/TLP Well-Being Outcomes				
EPSDT Medical Visits	78%	71%	4	2.84
EPSDT Dental Visits	70%	86%	4	3.44
Academic Supports	47%	6%	2	0.12
Provider ECEM Visits	79%	63%	4	2.52
Placements with Siblings	12%	0%	Not Scored	Not Scored
Placements within Legal County	23%	0%	Not Scored	Not Scored
Well-Being Sub-Total			14	8.92
ILP/TLP Specialty Outcomes				
Academic/Career Development	47%	29%	10	2.90
Ind Living Skills Provision	62%	61%	15	9.15
Financial Independence	39%	89%	5	4.45
WTLP/Life Coach	66%	35%	15	5.25
Specialty Sub-Total			45	21.75
*Performance calculation descriptions can be found in the FY 2019 RBWO PBP Measurements and Standards Guide.				

Monitoring & Outcomes: Possible Points = 85	Points Earned = 47.84
--	------------------------------



Performance-Based Placement Measures RBWO Provider GA+SCORECARD - ILP/TLP

Report Quarter: Q1 FY2021

Score Before Incentives Credit	56.28%
Incentives Awarded	10.00 pts
PBP Verification	N/A pts
Total Score	66.28%

Provider/Program Name: Life Discovery Services - (5413) - ILP

Program Census Information:		# Children in Care During Quarter: 9	# Placements During Quarter: 9	# Children in Care On Last Day: 8
ILP/TLP Incentive Credits	Avg Performance All ILP/TLPs (Points)	Provider Performance (%)*	Possible Points (Weight)	Provider Points Earned
No DOC Involvement		100%	5	5.00
Community Connections		0%	4	0.00
Positive Permanency Connections		88%	5	4.40
HS Grad/GED/Prof or Trade Certificate/College		N/A	10/5/5/1	
Part-Time Employment with Medical Benefits		0%	10	0.00
Living Arrangements at Discharge		0%	10	0.00
Additional Academic Supports		0%	2	0.00
Additional IL Skills Provision		41%	5	2.05
Active Agency Accreditation		0%	4	0.00
Staff Clinical Licensure		0%	5	0.00
Incentives Total	7.45			11.45

*Performance calculation descriptions can be found in the FY 2019 RBWO PBP Measurements and Standards Guide.

Child Protective Services Investigations and Dispositions

The following investigations data, which is not used for scoring but is considered significant to a provider's performance, is from Georgia SHINES and is not considered final or complete until the end of the fiscal year.

Total Reports:	0	
Number Screened In:	0	
Number Screened Out:	0	
Number Substantiated:	0	
Number Unsubstantiated:	0	
Number Active CPS Investigations:	0	




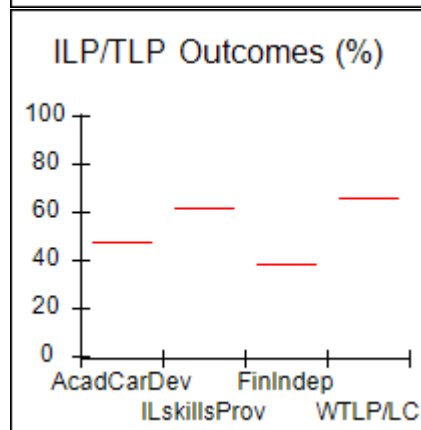
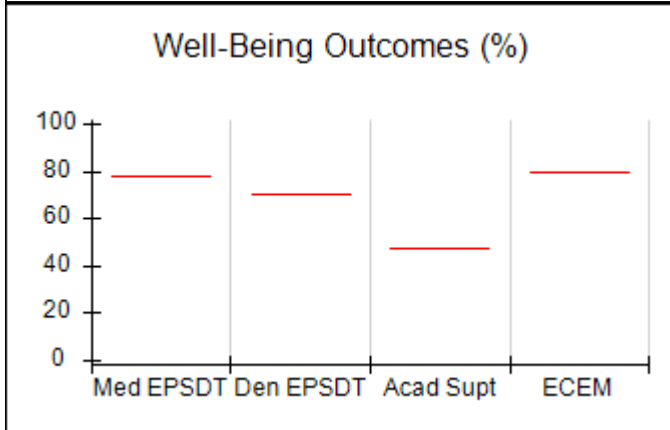
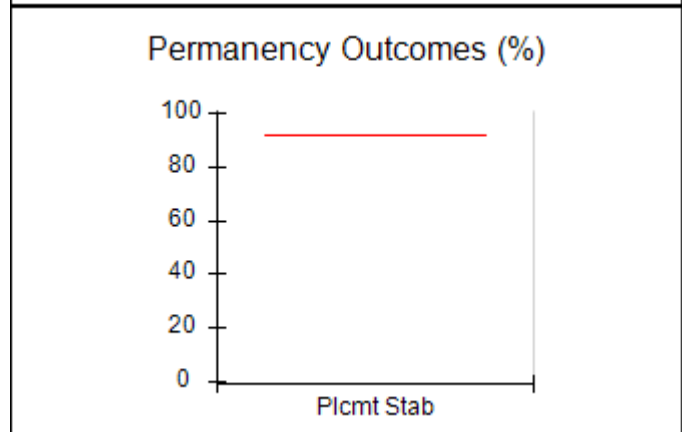
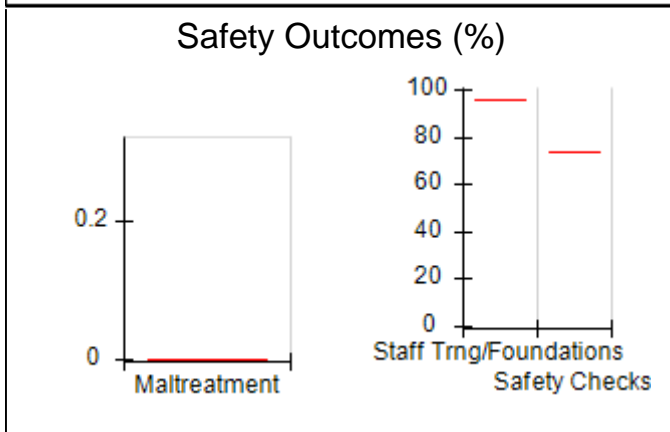
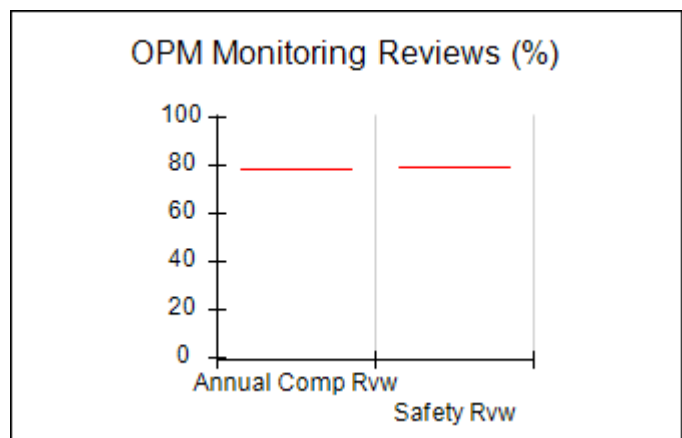
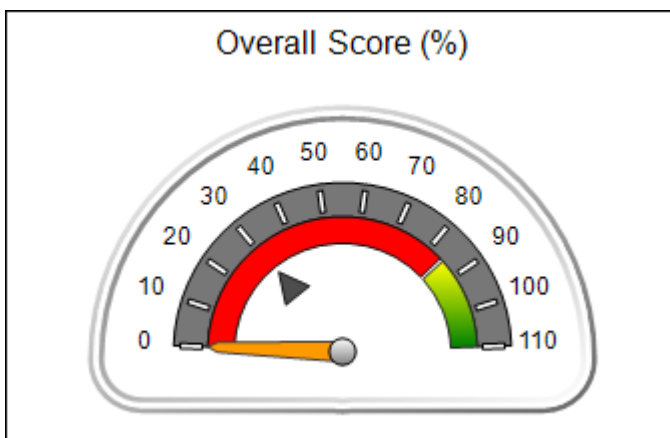
Performance-Based Placement Measures RBWO Provider GA+SCORECARD - ILP/TLP

Report Quarter: Q1 FY2021

Provider/Program Name: Life Skills Community Center - Bela Grand (5426) - ILP			
730 Franklin Gateway, Marietta, GA 30067	Quarterly Scores (Grades)		Current Quarter Score (Grade)
Phone: 4706983628	Q1: 00.00 (F)	Q2: (N/A)	00.00% (F)
Vendor ID# 167894	Q3: (N/A)	Q4: (N/A)	
Program Census Information:	# Children in Care During Quarter: 0	# Placements During Quarter: 0	# Children in Care On Last Day: 0

Quarterly Provider Comparisons to All ILP/TLPs

▼ — indicates average for all ILP/TLPs





Performance-Based Placement Measures RBWO Provider GA+SCORECARD - ILP/TLP

Report Quarter: Q1 FY2021

Provider/Program Name: Life Skills Community Center - Bela Grand (5426) - ILP				
730 Franklin Gateway, Marietta, GA 30067		Quarterly Scores (Grades)		Current Quarter Score (Grade)
Phone: 4706983628		Q1: 00.00 (F)	Q2: (N/A)	00.00% (F)
Vendor ID# 167894		Q3: (N/A)	Q4: (N/A)	
Program Census Information:		# Children in Care During Quarter: 0	# Placements During Quarter: 0	# Children in Care On Last Day: 0
	Avg Performance All ILP/TLPs (%)	Provider Performance (%)*	Possible Points (Weight)	Provider Points Earned
OPM Monitoring Reviews				
Annual Comprehensive Reviews	79%	Not Yet Conducted		
Safety Reviews	79%	Not Yet Conducted		
Monitoring Sub-Total				0.00
ILP/TLP Safety Outcomes				
Incidence of Maltreatment	0.00%	Not Eligible		
Staff Training/Foundations	95%	Not Eligible		
Staff Safety Checks	73%	Not Eligible		
Safety Sub-Total			N/A	
ILP/TLP Permanency Outcomes				
Placement Stability	92%	Not Eligible		
Permanency Sub-Total			N/A	
ILP/TLP Well-Being Outcomes				
EPSDT Medical Visits	78%	Not Eligible		
EPSDT Dental Visits	70%	Not Eligible		
Academic Supports	47%	Not Eligible		
Provider ECEM Visits	79%	Not Eligible		
Placements with Siblings	12%	Not Eligible	Not Scored	Not Scored
Placements within Legal County	23%	Not Eligible	Not Scored	Not Scored
Well-Being Sub-Total			N/A	
ILP/TLP Specialty Outcomes				
Academic/Career Development	47%	Not Eligible		
Ind Living Skills Provision	62%	Not Eligible		
Financial Independence	39%	Not Eligible		
WTLP/Life Coach	66%	Not Eligible		
Specialty Sub-Total			N/A	

*Performance calculation descriptions can be found in the FY 2019 RBWO PBP Measurements and Standards Guide.

Monitoring & Outcomes: Possible Points = 0	Points Earned = N/A
Score Before Incentives Credit	#Error



Performance-Based Placement Measures
RBWO Provider GA+SCORECARD - ILP/TLP

Report Quarter: Q1 FY2021

Incentives Awarded	00.00 pts
PBP Verification	N/A pts
Total Score	00.00%

Provider/Program Name: Life Skills Community Center - Bela Grand (5426) - ILP

Program Census Information:		# Children in Care During Quarter: 0	# Placements During Quarter: 0	# Children in Care On Last Day: 0
ILP/TLP Incentive Credits	Avg Performance All ILP/TLPs (Points)	Provider Performance (%)*	Possible Points (Weight)	Provider Points Earned
No DOC Involvement		Not Eligible	5	
Community Connections		Not Eligible	4	
Positive Permanency Connections		Not Eligible	5	
HS Grad/GED/Prof or Trade Certificate/College		N/A	10/5/5/1	
Part-Time Employment with Medical Benefits		Not Eligible	10	
Living Arrangements at Discharge		Not Eligible	10	
Additional Academic Supports		Not Eligible	2	
Additional IL Skills Provision		Not Eligible	5	
Active Agency Accreditation		0%	4	0.00
Staff Clinical Licensure		0%	5	0.00
Incentives Total	7.45			0.00

*Performance calculation descriptions can be found in the FY 2019 RBWO PBP Measurements and Standards Guide.

Child Protective Services Investigations and Dispositions

The following investigations data, which is not used for scoring but is considered significant to a provider's performance, is from Georgia SHINES and is not considered final or complete until the end of the fiscal year.

Total Reports:	0
Number Screened In:	0
Number Screened Out:	0
Number Substantiated:	0
Number Unsubstantiated:	0
Number Active CPS Investigations:	0




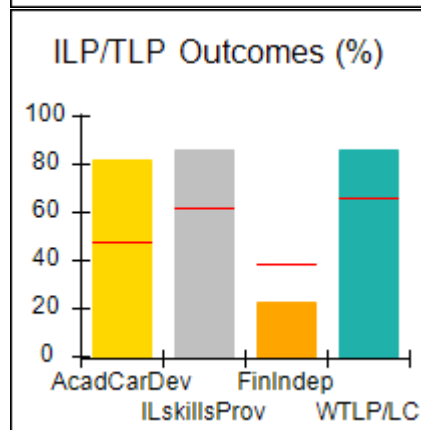
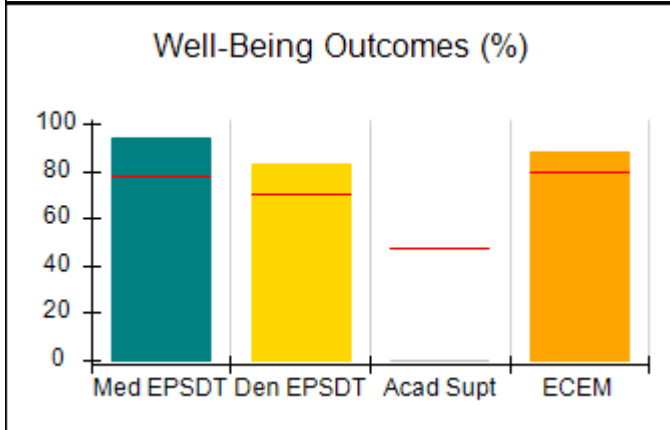
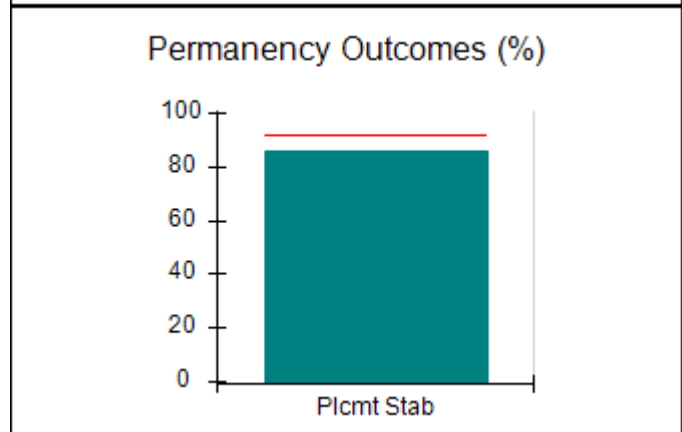
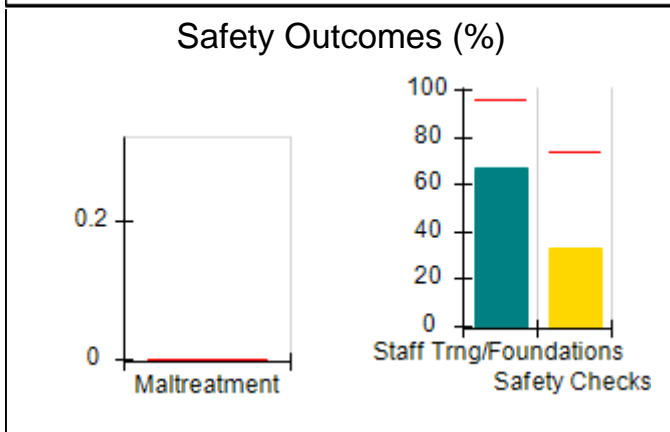
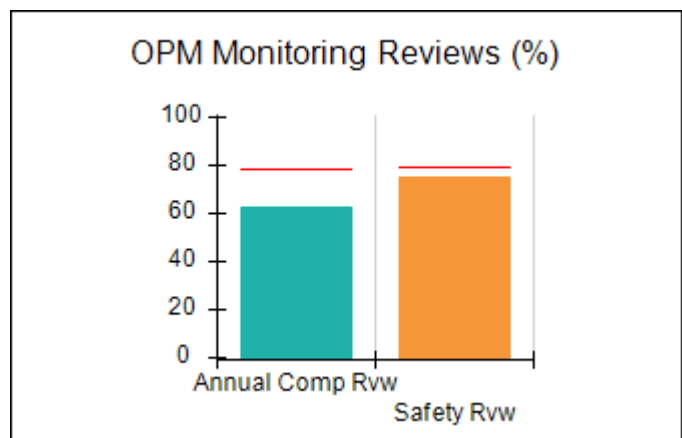
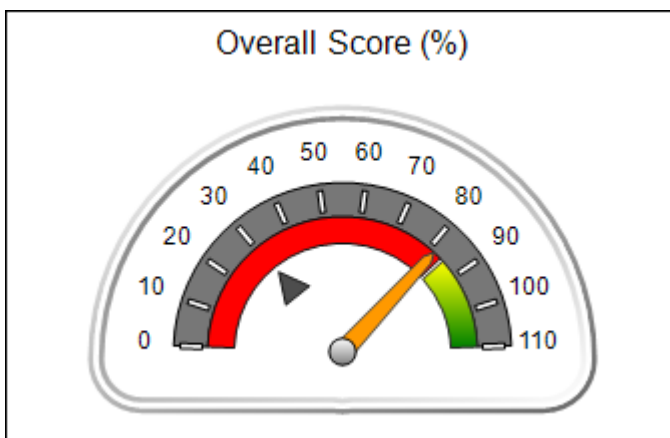
Performance-Based Placement Measures RBWO Provider GA+SCORECARD - ILP/TLP

Report Quarter: Q1 FY2021

Provider/Program Name: Life Skills Community Center - Element 41 (5204) - ILP			
991 Wylie Rd., Marietta, GA 30067	Quarterly Scores (Grades)		Current Quarter Score (Grade)
Phone: 4706983628	Q1: 81.72 (B-)	Q2: (N/A)	81.72% (B-)
Vendor ID# 132893	Q3: (N/A)	Q4: (N/A)	
Program Census Information:	# Children in Care During Quarter: 21	# Placements During Quarter: 21	# Children in Care On Last Day: 15

Quarterly Provider Comparisons to All ILP/TLPs

▼ — indicates average for all ILP/TLPs





Performance-Based Placement Measures RBWO Provider GA+SCORECARD - ILP/TLP

Report Quarter: Q1 FY2021

Provider/Program Name: Life Skills Community Center - Element 41 (5204) - ILP				
991 Wylie Rd., Marietta, GA 30067		Quarterly Scores (Grades)		Current Quarter Score (Grade)
Phone: 4706983628		Q1: 81.72 (B-)	Q2: (N/A)	81.72% (B-)
Vendor ID# 132893		Q3: (N/A)	Q4: (N/A)	
Program Census Information:		# Children in Care During Quarter: 21	# Placements During Quarter: 21	# Children in Care On Last Day: 15
	Avg Performance All ILP/TLPs (%)	Provider Performance (%)*	Possible Points (Weight)	Provider Points Earned
OPM Monitoring Reviews				
Annual Comprehensive Reviews	79%	63%	15	9.44
Safety Reviews	79%	75%	10	7.50
Monitoring Sub-Total			25	16.94
ILP/TLP Safety Outcomes				
Incidence of Maltreatment	0.00%	Not Eligible		
Staff Training/Foundations	95%	67%	6.5	4.36
Staff Safety Checks	73%	33%	6.5	2.15
Safety Sub-Total			13	6.50
ILP/TLP Permanency Outcomes				
Placement Stability	92%	86%	3	2.58
Permanency Sub-Total			3	2.58
ILP/TLP Well-Being Outcomes				
EPSDT Medical Visits	78%	94%	4	3.76
EPSDT Dental Visits	70%	83%	4	3.32
Academic Supports	47%	0%	2	0.00
Provider ECEM Visits	79%	88%	4	3.52
Placements with Siblings	12%	0%	Not Scored	Not Scored
Placements within Legal County	23%	33%	Not Scored	Not Scored
Well-Being Sub-Total			14	10.60
ILP/TLP Specialty Outcomes				
Academic/Career Development	47%	82%	10	8.20
Ind Living Skills Provision	62%	86%	15	12.90
Financial Independence	39%	22%	5	1.10
WTLP/Life Coach	66%	86%	15	12.90
Specialty Sub-Total			45	35.10
*Performance calculation descriptions can be found in the FY 2019 RBWO PBP Measurements and Standards Guide.				

Monitoring & Outcomes: Possible Points = 100	Points Earned = 71.72
Score Before Incentives Credit	71.72%



Performance-Based Placement Measures
RBWO Provider GA+SCORECARD - ILP/TLP

Report Quarter: Q1 FY2021

Incentives Awarded	10.00 pts
PBP Verification	N/A pts
Total Score	81.72%

Provider/Program Name: Life Skills Community Center - Element 41 (5204) - ILP

Program Census Information:		# Children in Care During Quarter: 21	# Placements During Quarter: 21	# Children in Care On Last Day: 15
ILP/TLP Incentive Credits	Avg Performance All ILP/TLPs (Points)	Provider Performance (%)*	Possible Points (Weight)	Provider Points Earned
No DOC Involvement		100%	5	5.00
Community Connections		0%	4	0.00
Positive Permanency Connections		100%	5	5.00
HS Grad/GED/Prof or Trade Certificate/College		N/A	10/5/5/1	
Part-Time Employment with Medical Benefits		17%	10	1.70
Living Arrangements at Discharge		17%	10	1.70
Additional Academic Supports		0%	2	0.00
Additional IL Skills Provision		69%	5	3.45
Active Agency Accreditation		0%	4	0.00
Staff Clinical Licensure		0%	5	0.00
Incentives Total	7.45			16.85

*Performance calculation descriptions can be found in the FY 2019 RBWO PBP Measurements and Standards Guide.

Child Protective Services Investigations and Dispositions

The following investigations data, which is not used for scoring but is considered significant to a provider's performance, is from Georgia SHINES and is not considered final or complete until the end of the fiscal year.

Total Reports:	0
Number Screened In:	0
Number Screened Out:	0
Number Substantiated:	0
Number Unsubstantiated:	0
Number Active CPS Investigations:	0



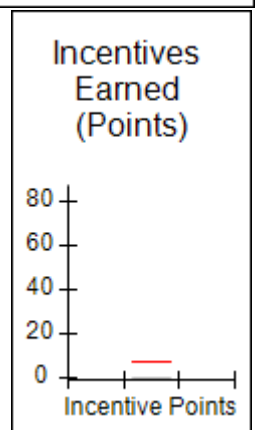
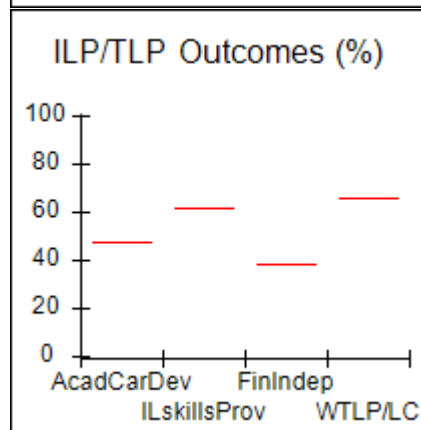
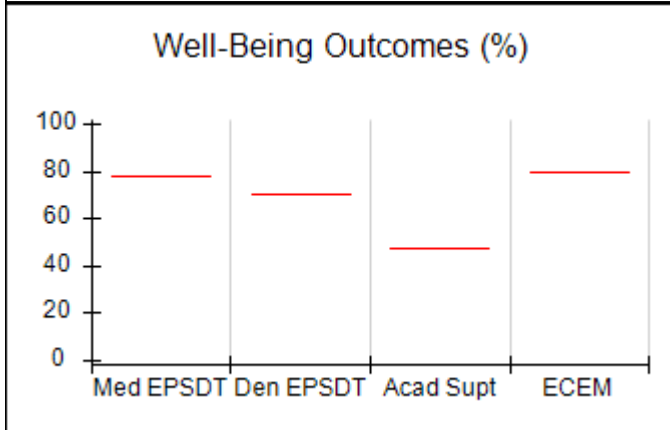
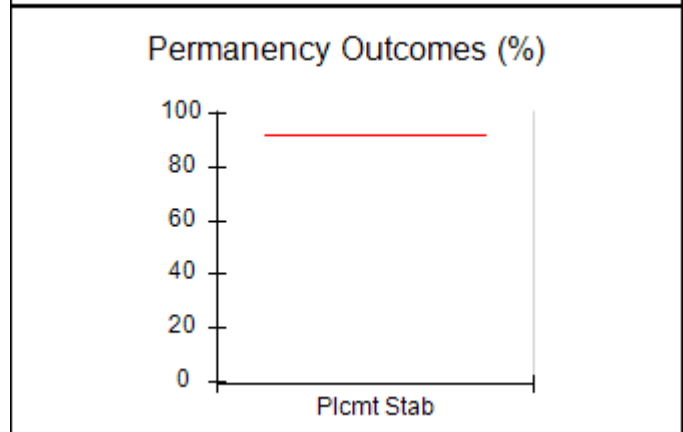
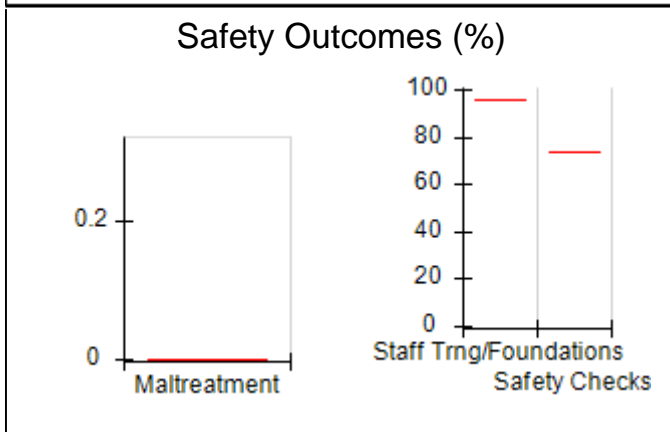
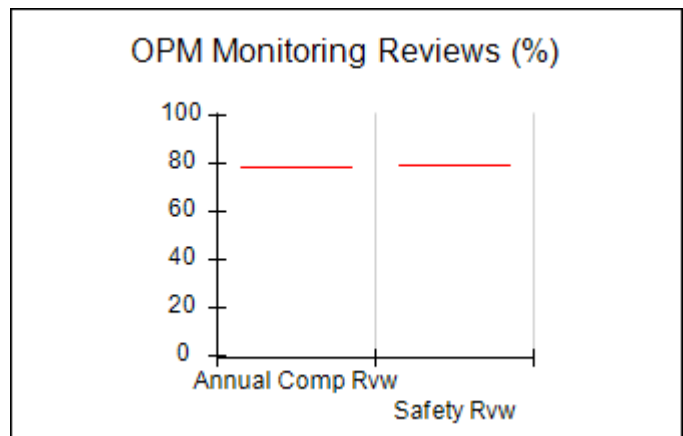
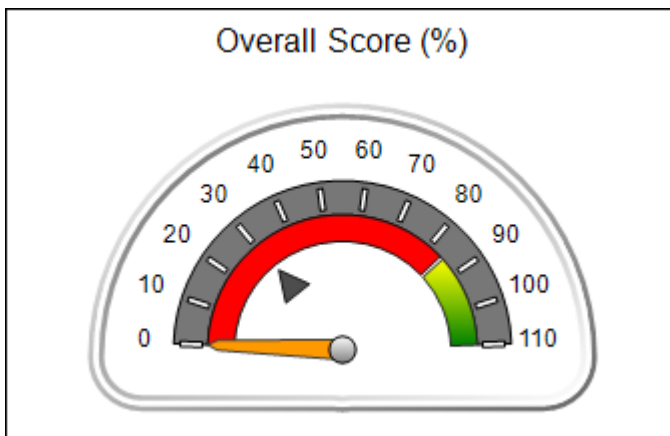
Performance-Based Placement Measures RBWO Provider GA+SCORECARD - ILP/TLP

Report Quarter: Q1 FY2021

Provider/Program Name: Life Skills Community Center - Lake Crossing (5425) - ILP			
1325 Six Flags Dr., Austell, GA 30168	Quarterly Scores (Grades)		Current Quarter Score (Grade)
Phone: 4706983628	Q1: 00.00 (F)	Q2: (N/A)	00.00% (F)
Vendor ID# 167895	Q3: (N/A)	Q4: (N/A)	
Program Census Information:	# Children in Care During Quarter: 0	# Placements During Quarter: 0	# Children in Care On Last Day: 0

Quarterly Provider Comparisons to All ILP/TLPs

▼ — indicates average for all ILP/TLPs





Performance-Based Placement Measures RBWO Provider GA+SCORECARD - ILP/TLP

Report Quarter: Q1 FY2021

Provider/Program Name: Life Skills Community Center - Lake Crossing (5425) - ILP				
1325 Six Flags Dr., Austell, GA 30168		Quarterly Scores (Grades)		Current Quarter Score (Grade)
Phone: 4706983628		Q1: 00.00 (F)	Q2: (N/A)	00.00% (F)
Vendor ID# 167895		Q3: (N/A)	Q4: (N/A)	
Program Census Information:		# Children in Care During Quarter: 0	# Placements During Quarter: 0	# Children in Care On Last Day: 0
	Avg Performance All ILP/TLPs (%)	Provider Performance (%)*	Possible Points (Weight)	Provider Points Earned
OPM Monitoring Reviews				
Annual Comprehensive Reviews	79%	Not Yet Conducted		
Safety Reviews	79%	Not Yet Conducted		
Monitoring Sub-Total				0.00
ILP/TLP Safety Outcomes				
Incidence of Maltreatment	0.00%	Not Eligible		
Staff Training/Foundations	95%	Not Eligible		
Staff Safety Checks	73%	Not Eligible		
Safety Sub-Total			N/A	
ILP/TLP Permanency Outcomes				
Placement Stability	92%	Not Eligible		
Permanency Sub-Total			N/A	
ILP/TLP Well-Being Outcomes				
EPSDT Medical Visits	78%	Not Eligible		
EPSDT Dental Visits	70%	Not Eligible		
Academic Supports	47%	Not Eligible		
Provider ECEM Visits	79%	Not Eligible		
Placements with Siblings	12%	Not Eligible	Not Scored	Not Scored
Placements within Legal County	23%	Not Eligible	Not Scored	Not Scored
Well-Being Sub-Total			N/A	
ILP/TLP Specialty Outcomes				
Academic/Career Development	47%	Not Eligible		
Ind Living Skills Provision	62%	Not Eligible		
Financial Independence	39%	Not Eligible		
WTLP/Life Coach	66%	Not Eligible		
Specialty Sub-Total			N/A	

*Performance calculation descriptions can be found in the FY 2019 RBWO PBP Measurements and Standards Guide.

Monitoring & Outcomes: Possible Points = 0	Points Earned = N/A
Score Before Incentives Credit	#Error



Performance-Based Placement Measures
RBWO Provider GA+SCORECARD - ILP/TLP

Report Quarter: Q1 FY2021

Incentives Awarded	00.00 pts
PBP Verification	N/A pts
Total Score	00.00%

Provider/Program Name: Life Skills Community Center - Lake Crossing (5425) - ILP

Program Census Information:		# Children in Care During Quarter: 0	# Placements During Quarter: 0	# Children in Care On Last Day: 0
ILP/TLP Incentive Credits	Avg Performance All ILP/TLPs (Points)	Provider Performance (%)*	Possible Points (Weight)	Provider Points Earned
No DOC Involvement		Not Eligible	5	
Community Connections		Not Eligible	4	
Positive Permanency Connections		Not Eligible	5	
HS Grad/GED/Prof or Trade Certificate/College		N/A	10/5/5/1	
Part-Time Employment with Medical Benefits		Not Eligible	10	
Living Arrangements at Discharge		Not Eligible	10	
Additional Academic Supports		Not Eligible	2	
Additional IL Skills Provision		Not Eligible	5	
Active Agency Accreditation		0%	4	0.00
Staff Clinical Licensure		0%	5	0.00
Incentives Total	7.45			0.00

*Performance calculation descriptions can be found in the FY 2019 RBWO PBP Measurements and Standards Guide.

Child Protective Services Investigations and Dispositions

The following investigations data, which is not used for scoring but is considered significant to a provider's performance, is from Georgia SHINES and is not considered final or complete until the end of the fiscal year.

Total Reports:	0
Number Screened In:	0
Number Screened Out:	0
Number Substantiated:	0
Number Unsubstantiated:	0
Number Active CPS Investigations:	0




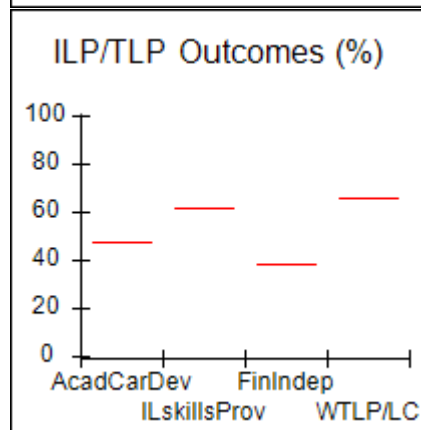
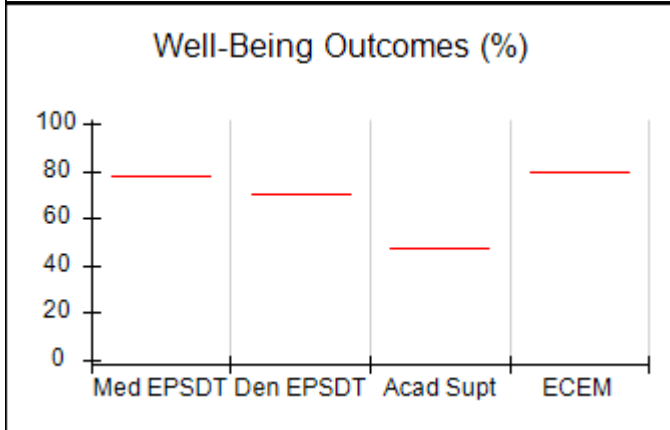
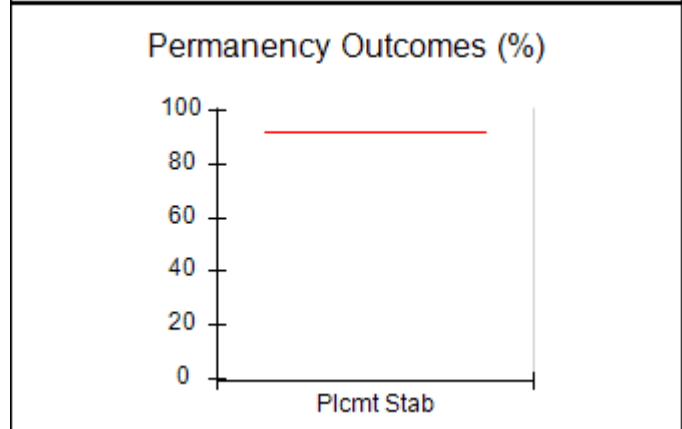
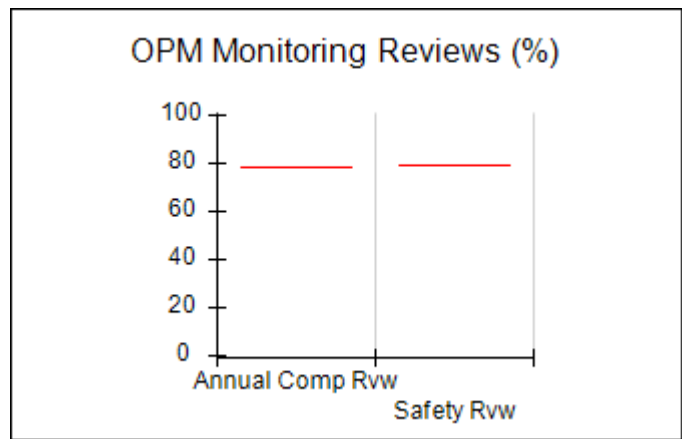
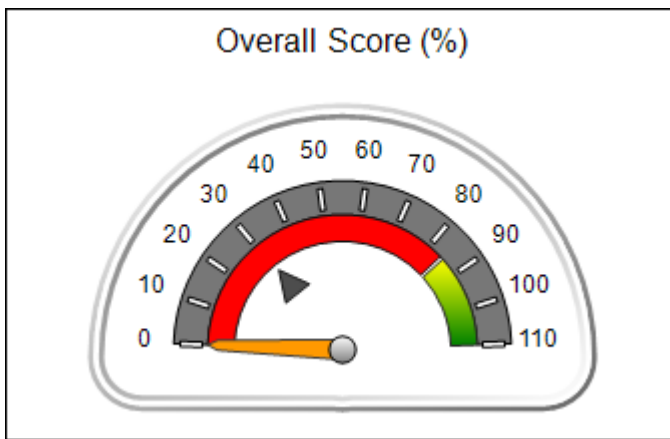
Performance-Based Placement Measures RBWO Provider GA+SCORECARD - ILP/TLP

Report Quarter: Q1 FY2021

Provider/Program Name: Life Skills Community Center - Premier (5424) - ILP			
7200 Premier Ln., Austell, GA 30168	Quarterly Scores (Grades)		Current Quarter Score (Grade)
Phone: 4706983628	Q1: 00.00 (F)	Q2: (N/A)	00.00% (F)
Vendor ID# 167893	Q3: (N/A)	Q4: (N/A)	
Program Census Information:	# Children in Care During Quarter: 0	# Placements During Quarter: 0	# Children in Care On Last Day: 0

Quarterly Provider Comparisons to All ILP/TLPs

▼ — indicates average for all ILP/TLPs





Performance-Based Placement Measures RBWO Provider GA+SCORECARD - ILP/TLP

Report Quarter: Q1 FY2021

Provider/Program Name: Life Skills Community Center - Premier (5424) - ILP				
7200 Premier Ln., Austell, GA 30168		Quarterly Scores (Grades)		Current Quarter Score (Grade)
Phone: 4706983628		Q1: 00.00 (F)	Q2: (N/A)	00.00% (F)
Vendor ID# 167893		Q3: (N/A)	Q4: (N/A)	
Program Census Information:		# Children in Care During Quarter: 0	# Placements During Quarter: 0	# Children in Care On Last Day: 0
	Avg Performance All ILP/TLPs (%)	Provider Performance (%)*	Possible Points (Weight)	Provider Points Earned
OPM Monitoring Reviews				
Annual Comprehensive Reviews	79%	Not Yet Conducted		
Safety Reviews	79%	Not Yet Conducted		
Monitoring Sub-Total				0.00
ILP/TLP Safety Outcomes				
Incidence of Maltreatment	0.00%	Not Eligible		
Staff Training/Foundations	95%	Not Eligible		
Staff Safety Checks	73%	Not Eligible		
Safety Sub-Total			N/A	
ILP/TLP Permanency Outcomes				
Placement Stability	92%	Not Eligible		
Permanency Sub-Total			N/A	
ILP/TLP Well-Being Outcomes				
EPSDT Medical Visits	78%	Not Eligible		
EPSDT Dental Visits	70%	Not Eligible		
Academic Supports	47%	Not Eligible		
Provider ECEM Visits	79%	Not Eligible		
Placements with Siblings	12%	Not Eligible	Not Scored	Not Scored
Placements within Legal County	23%	Not Eligible	Not Scored	Not Scored
Well-Being Sub-Total			N/A	
ILP/TLP Specialty Outcomes				
Academic/Career Development	47%	Not Eligible		
Ind Living Skills Provision	62%	Not Eligible		
Financial Independence	39%	Not Eligible		
WTLP/Life Coach	66%	Not Eligible		
Specialty Sub-Total			N/A	

*Performance calculation descriptions can be found in the FY 2019 RBWO PBP Measurements and Standards Guide.

Monitoring & Outcomes: Possible Points = 0	Points Earned = N/A
Score Before Incentives Credit	#Error



Performance-Based Placement Measures
RBWO Provider GA+SCORECARD - ILP/TLP

Report Quarter: Q1 FY2021

Incentives Awarded	00.00 pts
PBP Verification	N/A pts
Total Score	00.00%

Provider/Program Name: Life Skills Community Center - Premier (5424) - ILP

Program Census Information:		# Children in Care During Quarter: 0	# Placements During Quarter: 0	# Children in Care On Last Day: 0
ILP/TLP Incentive Credits	Avg Performance All ILP/TLPs (Points)	Provider Performance (%)*	Possible Points (Weight)	Provider Points Earned
No DOC Involvement		Not Eligible	5	
Community Connections		Not Eligible	4	
Positive Permanency Connections		Not Eligible	5	
HS Grad/GED/Prof or Trade Certificate/College		N/A	10/5/5/1	
Part-Time Employment with Medical Benefits		Not Eligible	10	
Living Arrangements at Discharge		Not Eligible	10	
Additional Academic Supports		Not Eligible	2	
Additional IL Skills Provision		Not Eligible	5	
Active Agency Accreditation		0%	4	0.00
Staff Clinical Licensure		0%	5	0.00
Incentives Total	7.45			0.00

*Performance calculation descriptions can be found in the FY 2019 RBWO PBP Measurements and Standards Guide.

Child Protective Services Investigations and Dispositions

The following investigations data, which is not used for scoring but is considered significant to a provider's performance, is from Georgia SHINES and is not considered final or complete until the end of the fiscal year.

Total Reports:	0
Number Screened In:	0
Number Screened Out:	0
Number Substantiated:	0
Number Unsubstantiated:	0
Number Active CPS Investigations:	0



Performance-Based Placement Measures RBWO Provider GA+SCORECARD - ILP/TLP


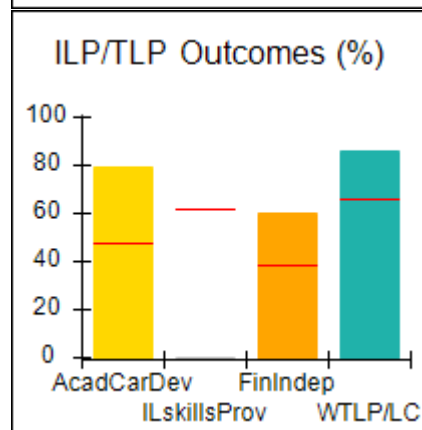
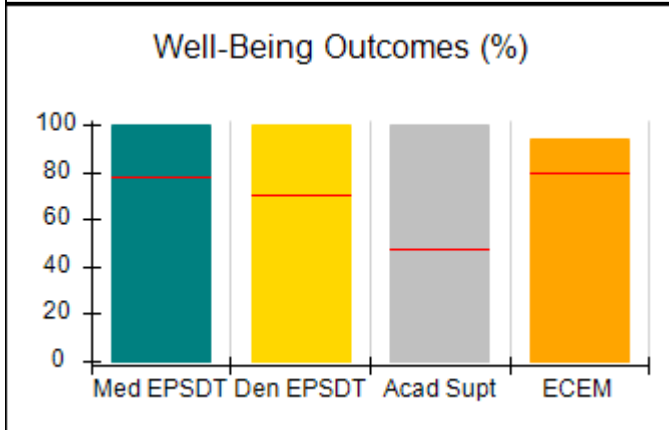
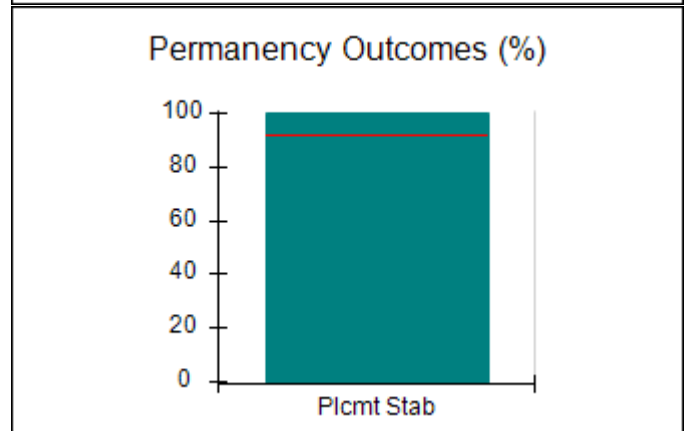
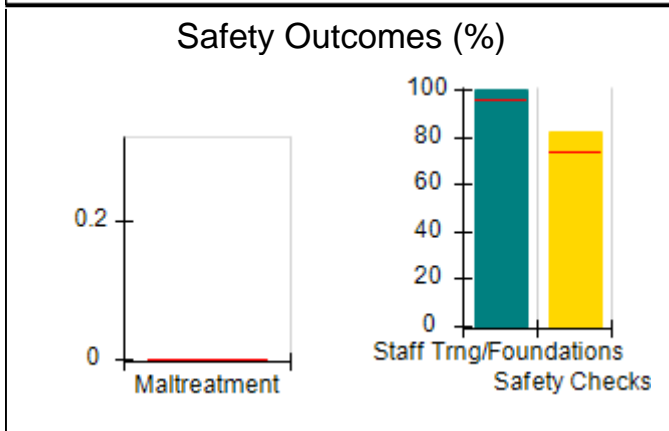
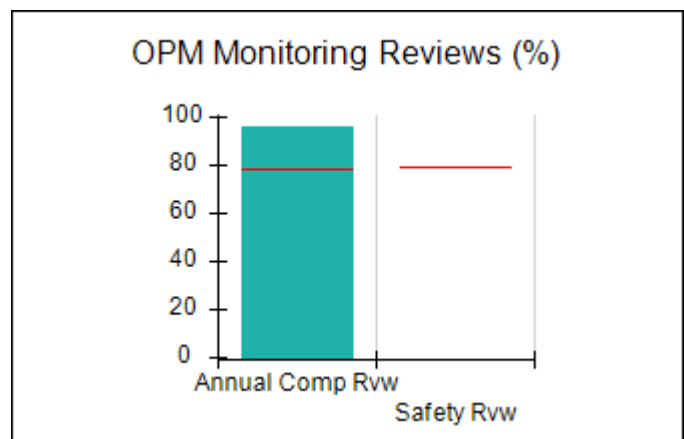
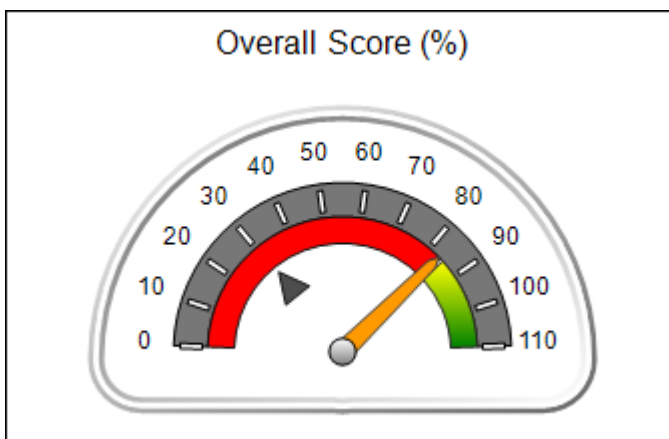
Report Quarter: Q1 FY2021

Provider/Program Name: Little Debbie's Second Chance Home, Inc. - Decatur TLP (967) - TLP

3900 Leprechaun Court, Decatur, GA 30034	Quarterly Scores (Grades)		Current Quarter Score (Grade)
Phone: 404-296-1311	Q1: 83.52 (B-)	Q2: (N/A)	83.52% (B-)
Vendor ID# 35447	Q3: (N/A)	Q4: (N/A)	
Program Census Information:	# Children in Care During Quarter: 7	# Placements During Quarter: 7	# Children in Care On Last Day: 5

Quarterly Provider Comparisons to All ILP/TLPs

▼ — indicates average for all ILP/TLPs





Performance-Based Placement Measures

RBWO Provider GA+SCORECARD - ILP/TLP

Report Quarter: Q1 FY2021

Provider/Program Name: Little Debbie's Second Chance Home, Inc. - Decatur TLP (967) - TLP				
3900 Leprechaun Court, Decatur, GA 30034		Quarterly Scores (Grades)		Current Quarter Score (Grade)
Phone: 404-296-1311		Q1: 83.52 (B-)	Q2: (N/A)	83.52% (B-)
Vendor ID# 35447		Q3: (N/A)	Q4: (N/A)	
Program Census Information:		# Children in Care During Quarter: 7	# Placements During Quarter: 7	# Children in Care On Last Day: 5
	Avg Performance All ILP/TLPs (%)	Provider Performance (%)*	Possible Points (Weight)	Provider Points Earned
OPM Monitoring Reviews				
Annual Comprehensive Reviews	79%	96%	15	14.41
Safety Reviews	79%	Not Yet Conducted		
Monitoring Sub-Total			15	14.41
ILP/TLP Safety Outcomes				
Incidence of Maltreatment	0.00%	No Substantiated Reports	3	3.00
Staff Training/Foundations	95%	100%	5	5.00
Staff Safety Checks	73%	82%	5	4.10
Safety Sub-Total			13	12.10
ILP/TLP Permanency Outcomes				
Placement Stability	92%	100%	3	3.00
Permanency Sub-Total			3	3.00
ILP/TLP Well-Being Outcomes				
EPSDT Medical Visits	78%	100%	4	4.00
EPSDT Dental Visits	70%	100%	4	4.00
Academic Supports	47%	100%	2	2.00
Provider ECEM Visits	79%	94%	4	3.76
Placements with Siblings	12%	Not Eligible	Not Scored	Not Scored
Placements within Legal County	23%	0%	Not Scored	Not Scored
Well-Being Sub-Total			14	13.76
ILP/TLP Specialty Outcomes				
Academic/Career Development	47%	79%	10	7.90
Ind Living Skills Provision	62%	0%	15	0.00
Financial Independence	39%	60%	5	3.00
WTLP/Life Coach	66%	86%	15	12.90
Specialty Sub-Total			45	23.80
*Performance calculation descriptions can be found in the FY 2019 RBWO PBP Measurements and Standards Guide.				

Monitoring & Outcomes: Possible Points = 95

Points Earned = 67.07



Performance-Based Placement Measures
RBWO Provider GA+SCORECARD - ILP/TLP

Report Quarter: Q1 FY2021

Score Before Incentives Credit	74.52%
Incentives Awarded	09.00 pts
PBP Verification	0.00 pts
Total Score	83.52%

Provider/Program Name: Little Debbie's Second Chance Home, Inc. - Decatur TLP (967) - TLP

Program Census Information:		# Children in Care During Quarter: 7	# Placements During Quarter: 7	# Children in Care On Last Day: 5
ILP/TLP Incentive Credits	Avg Performance All ILP/TLPs (Points)	Provider Performance (%)*	Possible Points (Weight)	Provider Points Earned
No DOC Involvement		100%	5	5.00
Community Connections		0%	4	0.00
Positive Permanency Connections		0%	5	0.00
HS Grad/GED/Prof or Trade Certificate/College		N/A	10/5/5/1	
Part-Time Employment with Medical Benefits		0%	10	0.00
Living Arrangements at Discharge		0%	10	0.00
Additional Academic Supports		100%	2	2.00
Additional IL Skills Provision		0%	5	0.00
Active Agency Accreditation		50%	4	2.00
Staff Clinical Licensure		0%	5	0.00
Incentives Total	7.45			9.00

*Performance calculation descriptions can be found in the FY 2019 RBWO PBP Measurements and Standards Guide.

Child Protective Services Investigations and Dispositions

The following investigations data, which is not used for scoring but is considered significant to a provider's performance, is from Georgia SHINES and is not considered final or complete until the end of the fiscal year.

Total Reports:	0
Number Screened In:	0
Number Screened Out:	0
Number Substantiated:	0
Number Unsubstantiated:	0
Number Active CPS Investigations:	0




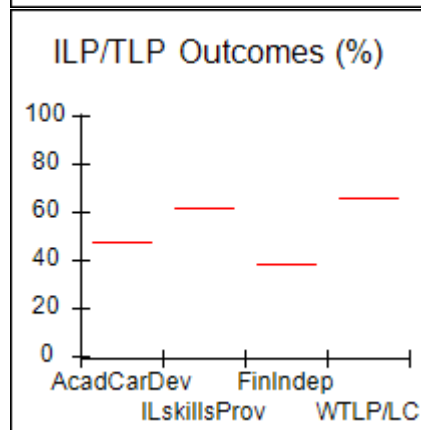
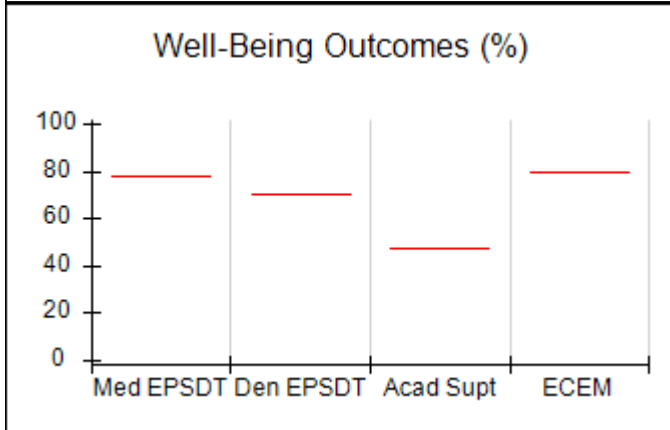
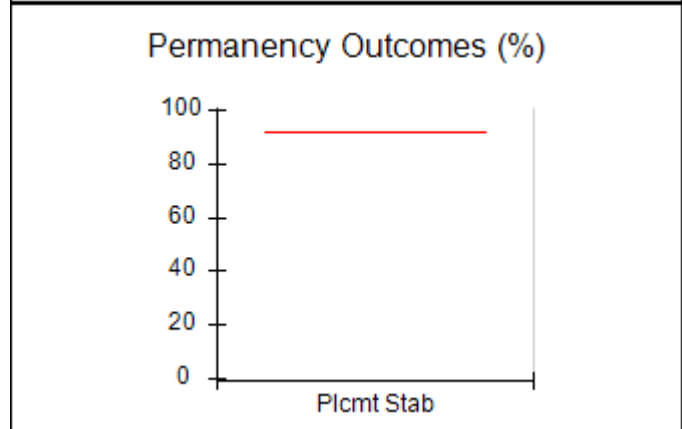
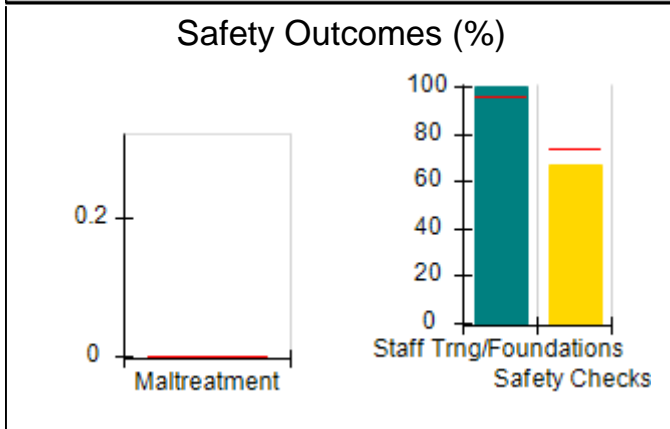
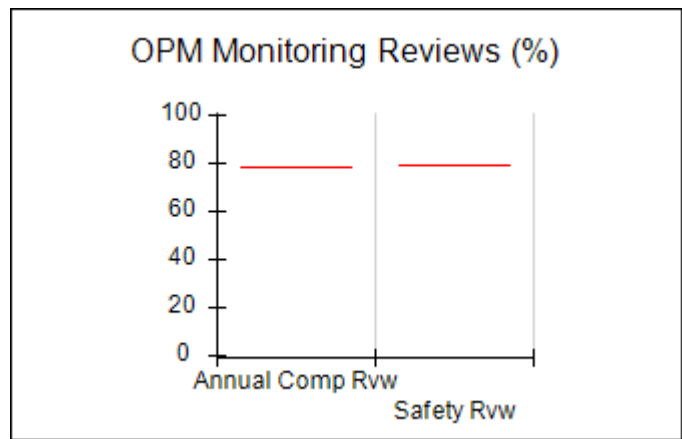
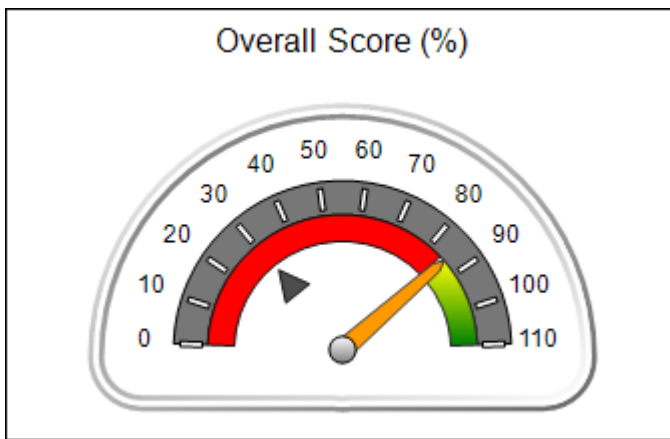
Performance-Based Placement Measures RBWO Provider GA+SCORECARD - ILP/TLP

Report Quarter: Q1 FY2021

Provider/Program Name: Little Debbie's Second Chance Home, Inc. - ILP (5235) - ILP			
3893 Leprechaun Court, Decatur, GA 30034	Quarterly Scores (Grades)		Current Quarter Score (Grade)
Phone: 404-296-1311	Q1: 85.50 (B)	Q2: (N/A)	85.50% (B)
Vendor ID# 143276	Q3: (N/A)	Q4: (N/A)	
Program Census Information:	# Children in Care During Quarter: 0	# Placements During Quarter: 0	# Children in Care On Last Day: 0

Quarterly Provider Comparisons to All ILP/TLPs

▼ — indicates average for all ILP/TLPs





Performance-Based Placement Measures
RBWO Provider GA+SCORECARD - ILP/TLP

Report Quarter: Q1 FY2021

Provider/Program Name: Little Debbie's Second Chance Home, Inc. - ILP (5235) - ILP				
3893 Leprechaun Court, Decatur, GA 30034		Quarterly Scores (Grades)		Current Quarter Score (Grade)
Phone: 404-296-1311		Q1: 85.50 (B)	Q2: (N/A)	85.50% (B)
Vendor ID# 143276		Q3: (N/A)	Q4: (N/A)	
Program Census Information:		# Children in Care During Quarter: 0	# Placements During Quarter: 0	# Children in Care On Last Day: 0
	Avg Performance All ILP/TLPs (%)	Provider Performance (%)*	Possible Points (Weight)	Provider Points Earned
OPM Monitoring Reviews				
Annual Comprehensive Reviews	79%	Not Yet Conducted		
Safety Reviews	79%	Not Yet Conducted		
Monitoring Sub-Total				0.00
ILP/TLP Safety Outcomes				
Incidence of Maltreatment	0.00%	Not Eligible		
Staff Training/Foundations	95%	100%	6.5	6.50
Staff Safety Checks	73%	67%	6.5	4.36
Safety Sub-Total			13	10.86
ILP/TLP Permanency Outcomes				
Placement Stability	92%	Not Eligible		
Permanency Sub-Total			N/A	
ILP/TLP Well-Being Outcomes				
EPSDT Medical Visits	78%	Not Eligible		
EPSDT Dental Visits	70%	Not Eligible		
Academic Supports	47%	Not Eligible		
Provider ECEM Visits	79%	Not Eligible		
Placements with Siblings	12%	Not Eligible	Not Scored	Not Scored
Placements within Legal County	23%	Not Eligible	Not Scored	Not Scored
Well-Being Sub-Total			N/A	
ILP/TLP Specialty Outcomes				
Academic/Career Development	47%	Not Eligible		
Ind Living Skills Provision	62%	Not Eligible		
Financial Independence	39%	Not Eligible		
WTLP/Life Coach	66%	Not Eligible		
Specialty Sub-Total			N/A	
*Performance calculation descriptions can be found in the FY 2019 RBWO PBP Measurements and Standards Guide.				

Monitoring & Outcomes: Possible Points = 13	Points Earned = 10.86
Score Before Incentives Credit	83.50%



Performance-Based Placement Measures
RBWO Provider GA+SCORECARD - ILP/TLP

Report Quarter: Q1 FY2021

Incentives Awarded	02.00 pts
PBP Verification	0.00 pts
Total Score	85.50%

Provider/Program Name: Little Debbie's Second Chance Home, Inc. - ILP (5235) - ILP

Program Census Information:		# Children in Care During Quarter: 0	# Placements During Quarter: 0	# Children in Care On Last Day: 0
ILP/TLP Incentive Credits	Avg Performance All ILP/TLPs (Points)	Provider Performance (%)*	Possible Points (Weight)	Provider Points Earned
No DOC Involvement		Not Eligible	5	
Community Connections		Not Eligible	4	
Positive Permanency Connections		Not Eligible	5	
HS Grad/GED/Prof or Trade Certificate/College		N/A	10/5/5/1	
Part-Time Employment with Medical Benefits		Not Eligible	10	
Living Arrangements at Discharge		Not Eligible	10	
Additional Academic Supports		Not Eligible	2	
Additional IL Skills Provision		Not Eligible	5	
Active Agency Accreditation		50%	4	2.00
Staff Clinical Licensure		0%	5	0.00
Incentives Total	7.45			2.00

*Performance calculation descriptions can be found in the FY 2019 RBWO PBP Measurements and Standards Guide.

Child Protective Services Investigations and Dispositions

The following investigations data, which is not used for scoring but is considered significant to a provider's performance, is from Georgia SHINES and is not considered final or complete until the end of the fiscal year.

Total Reports:	0
Number Screened In:	0
Number Screened Out:	0
Number Substantiated:	0
Number Unsubstantiated:	0
Number Active CPS Investigations:	0




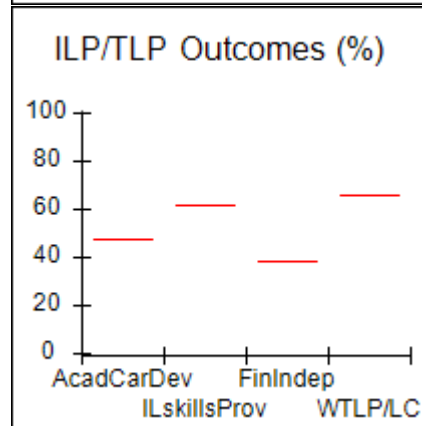
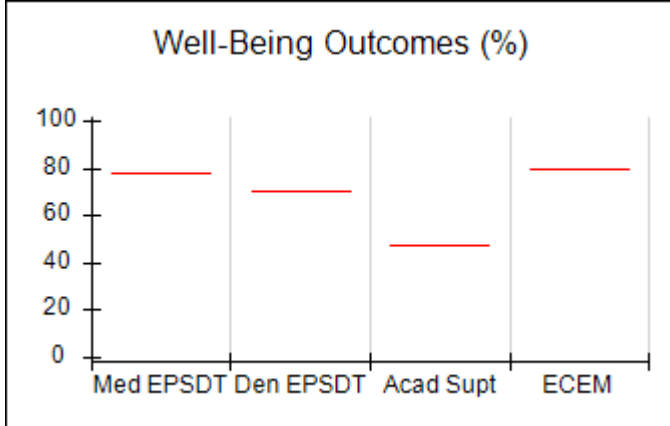
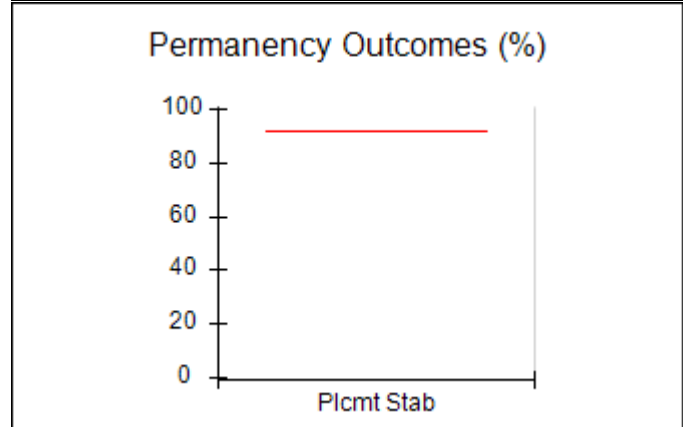
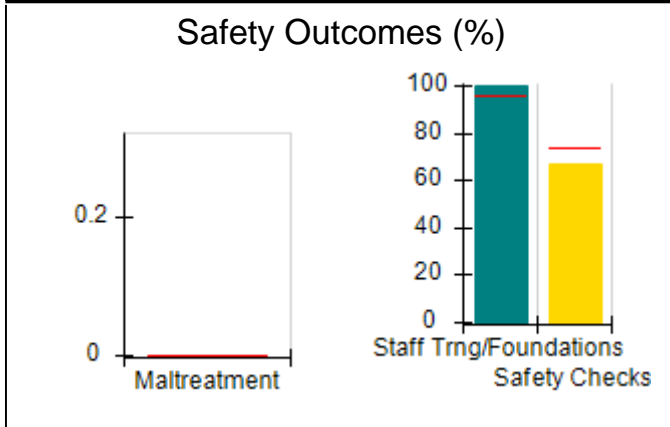
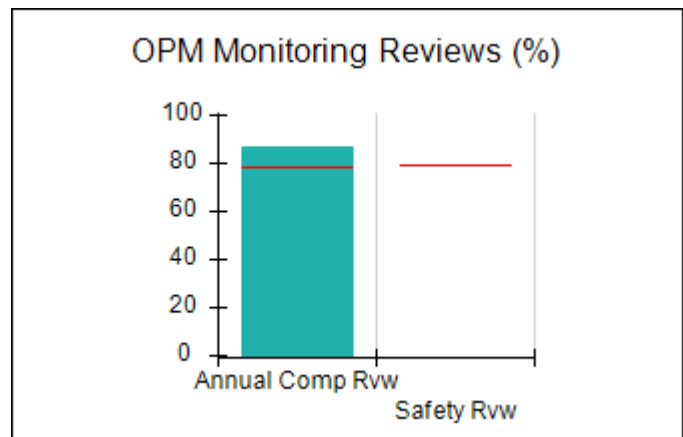
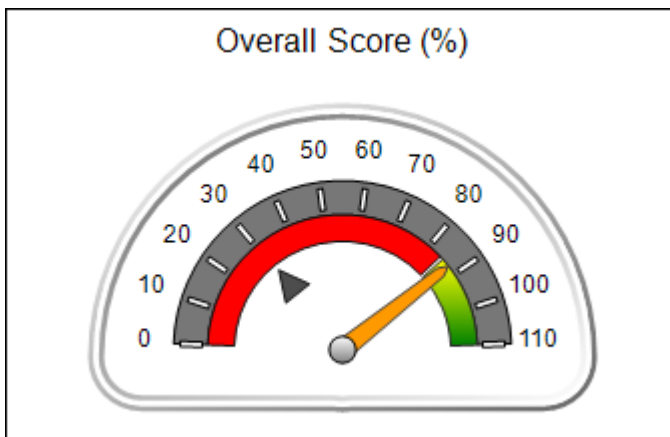
Performance-Based Placement Measures RBWO Provider GA+SCORECARD - ILP/TLP

Report Quarter: Q1 FY2021

Provider/Program Name: Little Debbie's Second Chance Home, Inc. - Redan ILP (5213) - ILP			
1597 Smithson Drive, Lithonia, GA 30058	Quarterly Scores (Grades)		Current Quarter Score (Grade)
Phone: 404-296-1311	Q1: 87.36 (B+)	Q2: (N/A)	87.36% (B+)
Vendor ID# 136090	Q3: (N/A)	Q4: (N/A)	
Program Census Information:	# Children in Care During Quarter: 0	# Placements During Quarter: 0	# Children in Care On Last Day: 0

Quarterly Provider Comparisons to All ILP/TLPs

▼ — indicates average for all ILP/TLPs





Performance-Based Placement Measures RBWO Provider GA+SCORECARD - ILP/TLP

Report Quarter: Q1 FY2021

Provider/Program Name: Little Debbie's Second Chance Home, Inc. - Redan ILP (5213) - ILP				
1597 Smithson Drive, Lithonia, GA 30058		Quarterly Scores (Grades)		Current Quarter Score (Grade)
Phone: 404-296-1311		Q1: 87.36 (B+)	Q2: (N/A)	87.36% (B+)
Vendor ID# 136090		Q3: (N/A)	Q4: (N/A)	
Program Census Information:		# Children in Care During Quarter: 0	# Placements During Quarter: 0	# Children in Care On Last Day: 0
	Avg Performance All ILP/TLPs (%)	Provider Performance (%)*	Possible Points (Weight)	Provider Points Earned
OPM Monitoring Reviews				
Annual Comprehensive Reviews	79%	87%	15	13.05
Safety Reviews	79%	Not Yet Conducted		
Monitoring Sub-Total			15	13.05
ILP/TLP Safety Outcomes				
Incidence of Maltreatment	0.00%	Not Eligible		
Staff Training/Foundations	95%	100%	6.5	6.50
Staff Safety Checks	73%	67%	6.5	4.36
Safety Sub-Total			13	10.86
ILP/TLP Permanency Outcomes				
Placement Stability	92%	Not Eligible		
Permanency Sub-Total			N/A	
ILP/TLP Well-Being Outcomes				
EPSDT Medical Visits	78%	Not Eligible		
EPSDT Dental Visits	70%	Not Eligible		
Academic Supports	47%	Not Eligible		
Provider ECEM Visits	79%	Not Eligible		
Placements with Siblings	12%	Not Eligible	Not Scored	Not Scored
Placements within Legal County	23%	Not Eligible	Not Scored	Not Scored
Well-Being Sub-Total			N/A	
ILP/TLP Specialty Outcomes				
Academic/Career Development	47%	Not Eligible		
Ind Living Skills Provision	62%	Not Eligible		
Financial Independence	39%	Not Eligible		
WTLP/Life Coach	66%	Not Eligible		
Specialty Sub-Total			N/A	
*Performance calculation descriptions can be found in the FY 2019 RBWO PBP Measurements and Standards Guide.				

Monitoring & Outcomes: Possible Points = 28	Points Earned = 23.90
--	------------------------------



Performance-Based Placement Measures
RBWO Provider GA+SCORECARD - ILP/TLP

Report Quarter: Q1 FY2021

Score Before Incentives Credit	85.36%
Incentives Awarded	02.00 pts
PBP Verification	0.00 pts
Total Score	87.36%

Provider/Program Name: Little Debbie's Second Chance Home, Inc. - Redan ILP (5213) - ILP

Program Census Information:		# Children in Care During Quarter: 0	# Placements During Quarter: 0	# Children in Care On Last Day: 0
ILP/TLP Incentive Credits	Avg Performance All ILP/TLPs (Points)	Provider Performance (%)*	Possible Points (Weight)	Provider Points Earned
No DOC Involvement		Not Eligible	5	
Community Connections		Not Eligible	4	
Positive Permanency Connections		Not Eligible	5	
HS Grad/GED/Prof or Trade Certificate/College		N/A	10/5/5/1	
Part-Time Employment with Medical Benefits		Not Eligible	10	
Living Arrangements at Discharge		Not Eligible	10	
Additional Academic Supports		Not Eligible	2	
Additional IL Skills Provision		Not Eligible	5	
Active Agency Accreditation		50%	4	2.00
Staff Clinical Licensure		0%	5	0.00
Incentives Total	7.45			2.00

*Performance calculation descriptions can be found in the FY 2019 RBWO PBP Measurements and Standards Guide.

Child Protective Services Investigations and Dispositions

The following investigations data, which is not used for scoring but is considered significant to a provider's performance, is from Georgia SHINES and is not considered final or complete until the end of the fiscal year.

Total Reports:	0
Number Screened In:	0
Number Screened Out:	0
Number Substantiated:	0
Number Unsubstantiated:	0
Number Active CPS Investigations:	0




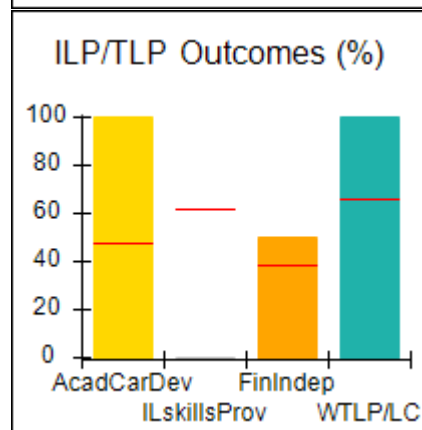
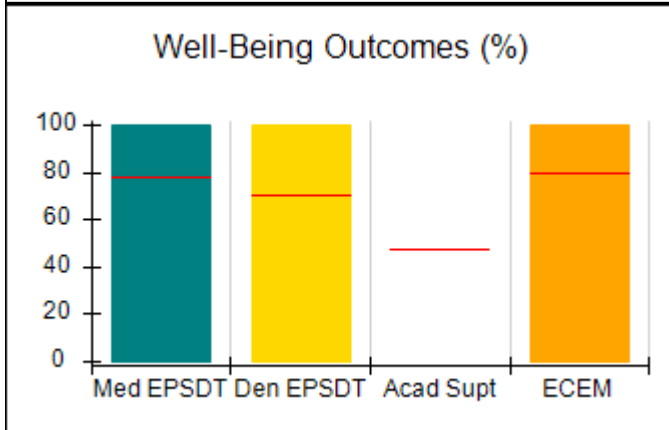
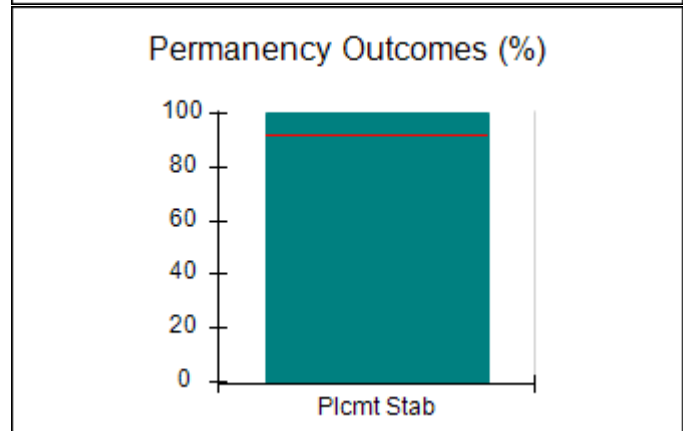
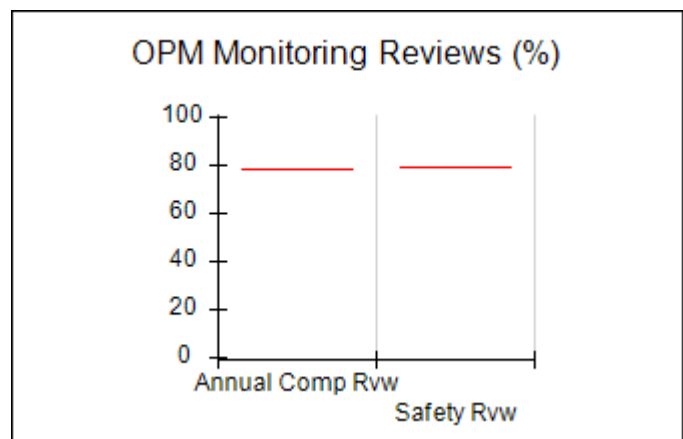
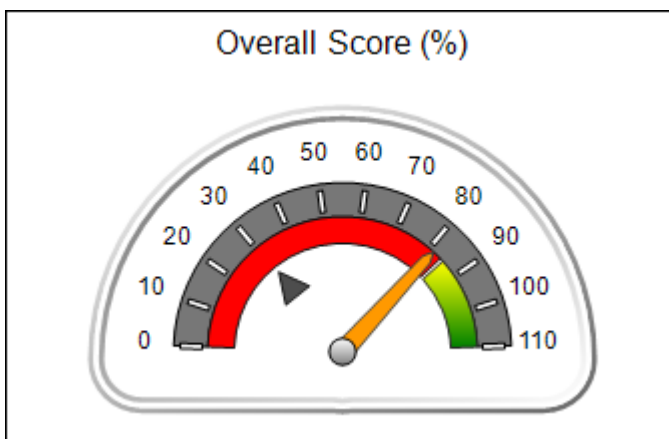
Performance-Based Placement Measures RBWO Provider GA+SCORECARD - ILP/TLP

Report Quarter: Q1 FY2021

Provider/Program Name: Little Debbie's Second Chance Home, Inc. - Young Rd ILP (5281) - ILP			
1947 Young Road, Lithonia, GA 30058	Quarterly Scores (Grades)		Current Quarter Score (Grade)
Phone: 404-296-1311	Q1: 81.47 (B-)	Q2: (N/A)	81.47% (B-)
Vendor ID# 153772	Q3: (N/A)	Q4: (N/A)	
Program Census Information:	# Children in Care During Quarter: 2	# Placements During Quarter: 2	# Children in Care On Last Day: 0

Quarterly Provider Comparisons to All ILP/TLPs

▼ — indicates average for all ILP/TLPs





Performance-Based Placement Measures RBWO Provider GA+SCORECARD - ILP/TLP

Report Quarter: Q1 FY2021

Provider/Program Name: Little Debbie's Second Chance Home, Inc. - Young Rd ILP (5281) - ILP				
1947 Young Road, Lithonia, GA 30058		Quarterly Scores (Grades)		Current Quarter Score (Grade)
Phone: 404-296-1311		Q1: 81.47 (B-)	Q2: (N/A)	81.47% (B-)
Vendor ID# 153772		Q3: (N/A)	Q4: (N/A)	
Program Census Information:		# Children in Care During Quarter: 2	# Placements During Quarter: 2	# Children in Care On Last Day: 0
	Avg Performance All ILP/TLPs (%)	Provider Performance (%)*	Possible Points (Weight)	Provider Points Earned
OPM Monitoring Reviews				
Annual Comprehensive Reviews	79%	Not Yet Conducted		
Safety Reviews	79%	Not Yet Conducted		
Monitoring Sub-Total				0.00
ILP/TLP Safety Outcomes				
Incidence of Maltreatment	0.00%	No Substantiated Reports	3	3.00
Staff Training/Foundations	95%	100%	5	5.00
Staff Safety Checks	73%	67%	5	3.35
Safety Sub-Total			13	11.35
ILP/TLP Permanency Outcomes				
Placement Stability	92%	100%	3	3.00
Permanency Sub-Total			3	3.00
ILP/TLP Well-Being Outcomes				
EPSDT Medical Visits	78%	100%	4.7	4.67
EPSDT Dental Visits	70%	100%	4.7	4.67
Academic Supports	47%	Not Eligible		
Provider ECEM Visits	79%	100%	4.7	4.67
Placements with Siblings	12%	Not Eligible	Not Scored	Not Scored
Placements within Legal County	23%	Not Eligible	Not Scored	Not Scored
Well-Being Sub-Total			14	14.00
ILP/TLP Specialty Outcomes				
Academic/Career Development	47%	100%	10	10.00
Ind Living Skills Provision	62%	0%	15	0.00
Financial Independence	39%	50%	5	2.50
WTLP/Life Coach	66%	100%	15	15.00
Specialty Sub-Total			45	27.50
*Performance calculation descriptions can be found in the FY 2019 RBWO PBP Measurements and Standards Guide.				

Monitoring & Outcomes: Possible Points = 80

Points Earned = 55.85



Performance-Based Placement Measures
RBWO Provider GA+SCORECARD - ILP/TLP

Report Quarter: Q1 FY2021

Score Before Incentives Credit	74.47%
Incentives Awarded	07.00 pts
PBP Verification	N/A pts
Total Score	81.47%

Provider/Program Name: Little Debbie's Second Chance Home, Inc. - Young Rd ILP (5281) - ILP

Program Census Information:		# Children in Care During Quarter: 2	# Placements During Quarter: 2	# Children in Care On Last Day: 0
ILP/TLP Incentive Credits	Avg Performance All ILP/TLPs (Points)	Provider Performance (%)*	Possible Points (Weight)	Provider Points Earned
No DOC Involvement		100%	5	5.00
Community Connections		Not Eligible	4	
Positive Permanency Connections		Not Eligible	5	
HS Grad/GED/Prof or Trade Certificate/College		N/A	10/5/5/1	
Part-Time Employment with Medical Benefits		0%	10	0.00
Living Arrangements at Discharge		0%	10	0.00
Additional Academic Supports		Not Eligible	2	
Additional IL Skills Provision		0%	5	0.00
Active Agency Accreditation		50%	4	2.00
Staff Clinical Licensure		0%	5	0.00
Incentives Total	7.45			7.00

*Performance calculation descriptions can be found in the FY 2019 RBWO PBP Measurements and Standards Guide.

Child Protective Services Investigations and Dispositions

The following investigations data, which is not used for scoring but is considered significant to a provider's performance, is from Georgia SHINES and is not considered final or complete until the end of the fiscal year.

Total Reports:	0
Number Screened In:	0
Number Screened Out:	0
Number Substantiated:	0
Number Unsubstantiated:	0
Number Active CPS Investigations:	0




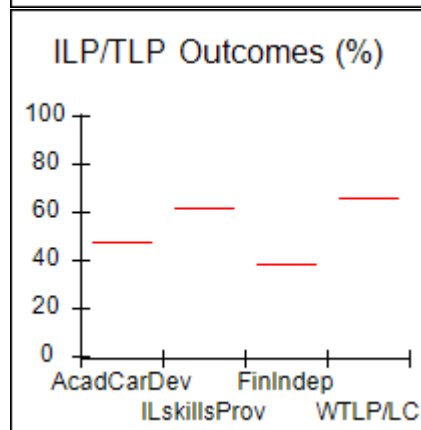
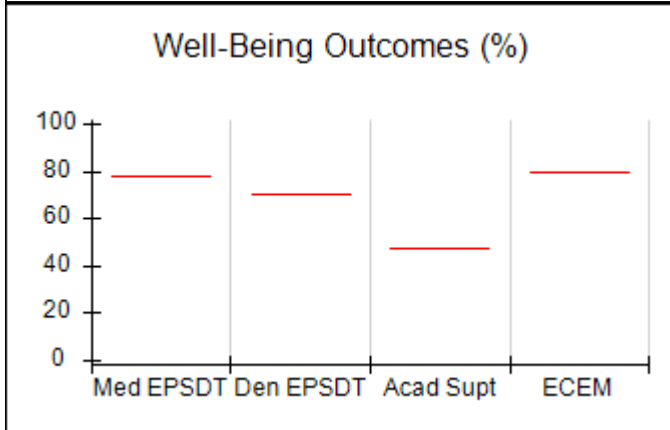
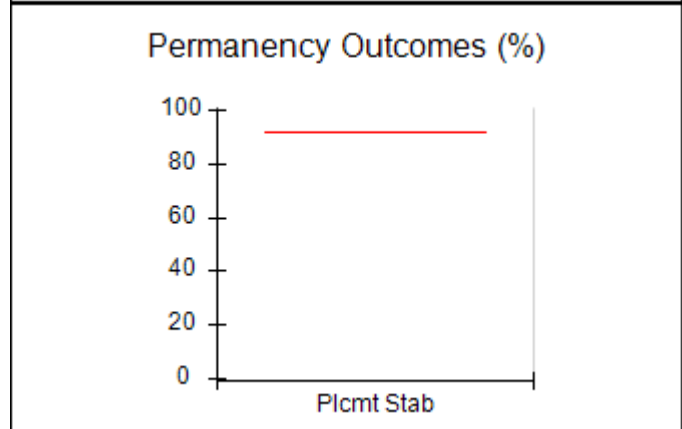
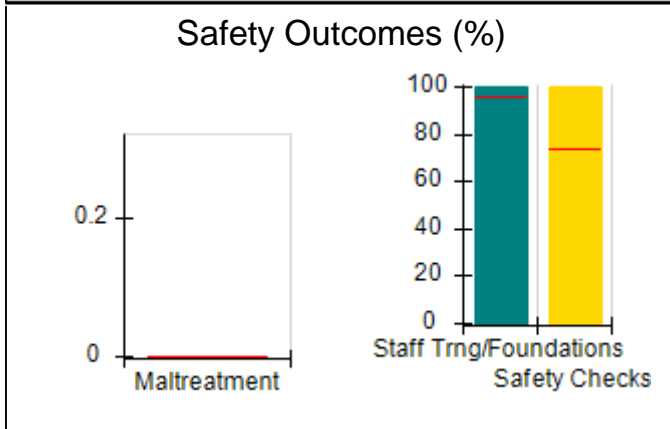
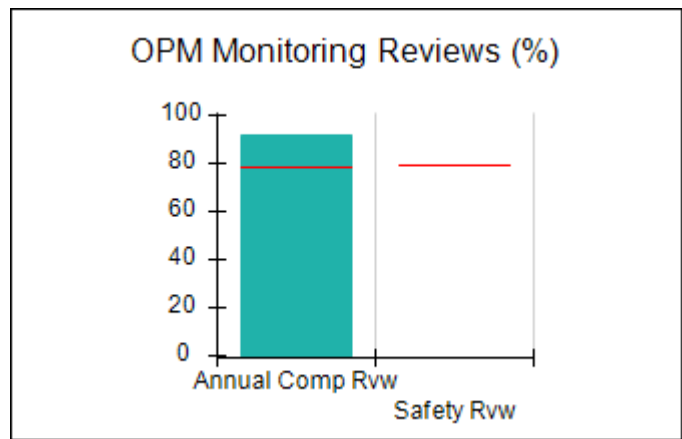
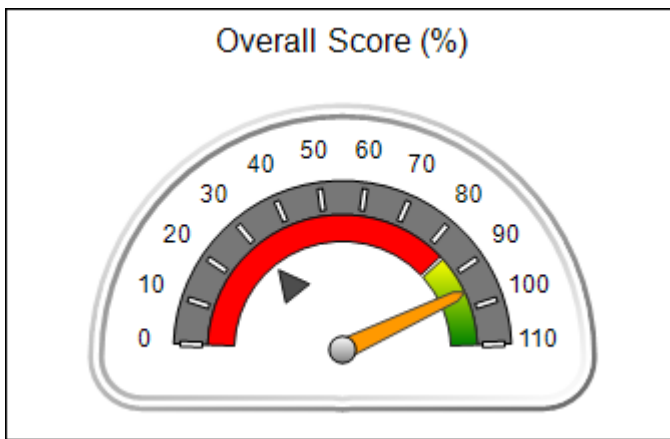
Performance-Based Placement Measures RBWO Provider GA+SCORECARD - ILP/TLP

Report Quarter: Q1 FY2021

Provider/Program Name: Mentoring Youth Services - ILP (5165) - ILP			
2031 6th Avenue, Columbus, GA 31904	Quarterly Scores (Grades)		Current Quarter Score (Grade)
Phone: (706) 221-1973	Q1: 95.54 (A)	Q2: (N/A)	95.54% (A)
Vendor ID# 144099	Q3: (N/A)	Q4: (N/A)	
Program Census Information:	# Children in Care During Quarter: 0	# Placements During Quarter: 0	# Children in Care On Last Day: 0

Quarterly Provider Comparisons to All ILP/TLPs

▼ — indicates average for all ILP/TLPs





Performance-Based Placement Measures RBWO Provider GA+SCORECARD - ILP/TLP

Report Quarter: Q1 FY2021

Provider/Program Name: Mentoring Youth Services - ILP (5165) - ILP				
2031 6th Avenue, Columbus, GA 31904		Quarterly Scores (Grades)		Current Quarter Score (Grade)
Phone: (706) 221-1973		Q1: 95.54 (A)	Q2: (N/A)	95.54% (A)
Vendor ID# 144099		Q3: (N/A)	Q4: (N/A)	
Program Census Information:		# Children in Care During Quarter: 0	# Placements During Quarter: 0	# Children in Care On Last Day: 0
	Avg Performance All ILP/TLPs (%)	Provider Performance (%)*	Possible Points (Weight)	Provider Points Earned
OPM Monitoring Reviews				
Annual Comprehensive Reviews	79%	92%	15	13.75
Safety Reviews	79%	Not Yet Conducted		
Monitoring Sub-Total			15	13.75
ILP/TLP Safety Outcomes				
Incidence of Maltreatment	0.00%	Not Eligible		
Staff Training/Foundations	95%	100%	6.5	6.50
Staff Safety Checks	73%	100%	6.5	6.50
Safety Sub-Total			13	13.00
ILP/TLP Permanency Outcomes				
Placement Stability	92%	Not Eligible		
Permanency Sub-Total			N/A	
ILP/TLP Well-Being Outcomes				
EPSDT Medical Visits	78%	Not Eligible		
EPSDT Dental Visits	70%	Not Eligible		
Academic Supports	47%	Not Eligible		
Provider ECEM Visits	79%	Not Eligible		
Placements with Siblings	12%	Not Eligible	Not Scored	Not Scored
Placements within Legal County	23%	Not Eligible	Not Scored	Not Scored
Well-Being Sub-Total			N/A	
ILP/TLP Specialty Outcomes				
Academic/Career Development	47%	Not Eligible		
Ind Living Skills Provision	62%	Not Eligible		
Financial Independence	39%	Not Eligible		
WTLP/Life Coach	66%	Not Eligible		
Specialty Sub-Total			N/A	
*Performance calculation descriptions can be found in the FY 2019 RBWO PBP Measurements and Standards Guide.				

Monitoring & Outcomes: Possible Points = 28	Points Earned = 26.75
Score Before Incentives Credit	95.54%



Performance-Based Placement Measures
RBWO Provider GA+SCORECARD - ILP/TLP

Report Quarter: Q1 FY2021

Incentives Awarded	00.00 pts
PBP Verification	N/A pts
Total Score	95.54%

Provider/Program Name: Mentoring Youth Services - ILP (5165) - ILP

Program Census Information:		# Children in Care During Quarter: 0	# Placements During Quarter: 0	# Children in Care On Last Day: 0
ILP/TLP Incentive Credits	Avg Performance All ILP/TLPs (Points)	Provider Performance (%)*	Possible Points (Weight)	Provider Points Earned
No DOC Involvement		Not Eligible	5	
Community Connections		Not Eligible	4	
Positive Permanency Connections		Not Eligible	5	
HS Grad/GED/Prof or Trade Certificate/College		N/A	10/5/5/1	
Part-Time Employment with Medical Benefits		Not Eligible	10	
Living Arrangements at Discharge		Not Eligible	10	
Additional Academic Supports		Not Eligible	2	
Additional IL Skills Provision		Not Eligible	5	
Active Agency Accreditation		0%	4	0.00
Staff Clinical Licensure		0%	5	0.00
Incentives Total	7.45			0.00

*Performance calculation descriptions can be found in the FY 2019 RBWO PBP Measurements and Standards Guide.

Child Protective Services Investigations and Dispositions

The following investigations data, which is not used for scoring but is considered significant to a provider's performance, is from Georgia SHINES and is not considered final or complete until the end of the fiscal year.

Total Reports:	0
Number Screened In:	0
Number Screened Out:	0
Number Substantiated:	0
Number Unsubstantiated:	0
Number Active CPS Investigations:	0



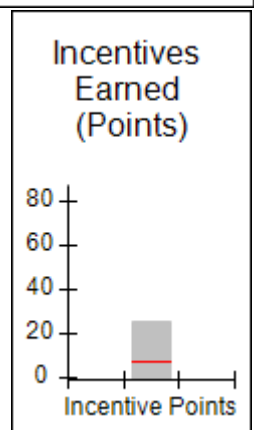
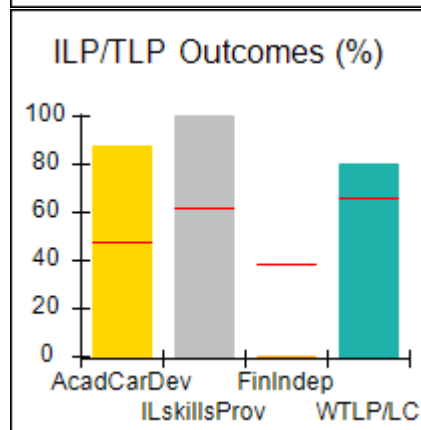
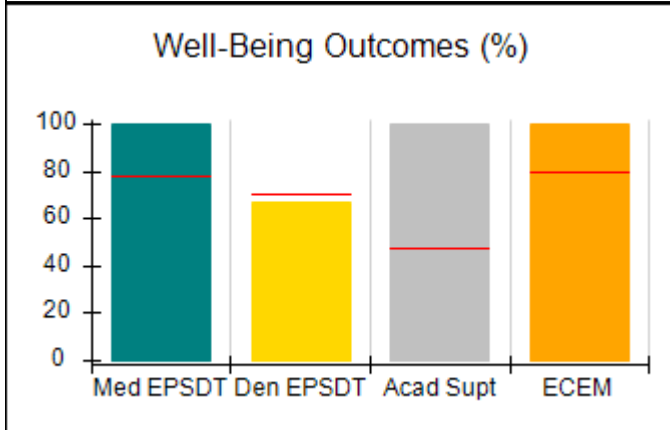
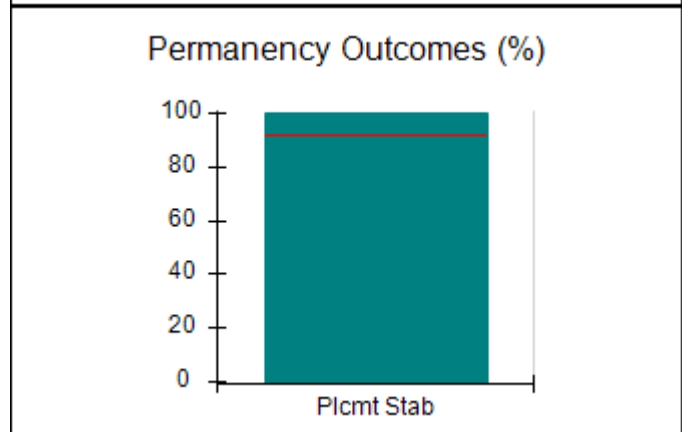
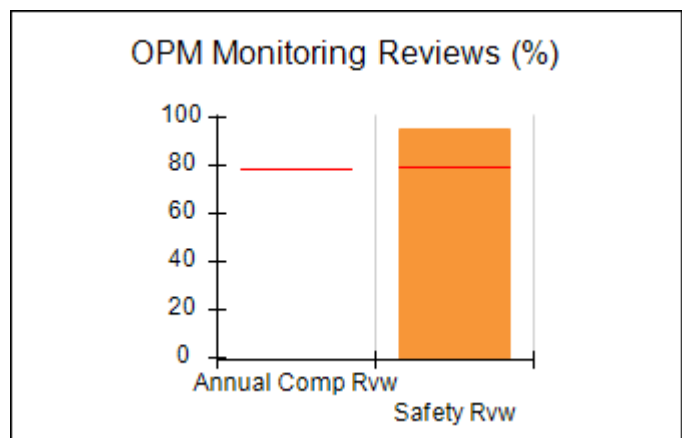
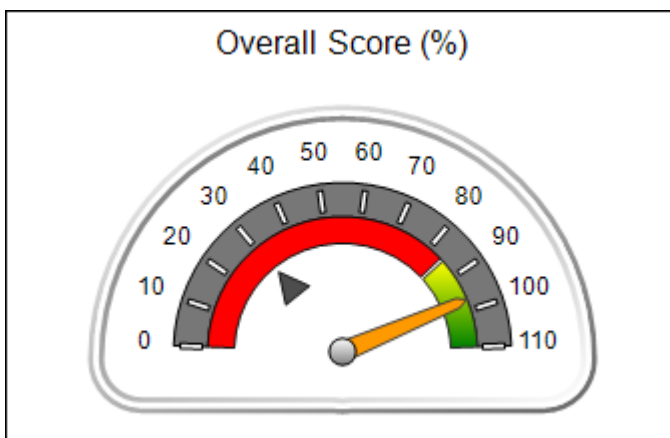
Performance-Based Placement Measures RBWO Provider GA+SCORECARD - ILP/TLP

Report Quarter: Q1 FY2021

Provider/Program Name: MorganBay Healthcare Provider, LLC - ILP (5376) - ILP			
855 Mt Zion Rd., Jonesboro, GA 30236	Quarterly Scores (Grades)		Current Quarter Score (Grade)
Phone: 678-834-5764	Q1: 97.04 (A+)	Q2: (N/A)	97.04% (A+)
Vendor ID# 161825	Q3: (N/A)	Q4: (N/A)	
Program Census Information:	# Children in Care During Quarter: 4	# Placements During Quarter: 4	# Children in Care On Last Day: 2

Quarterly Provider Comparisons to All ILP/TLPs

▼ — indicates average for all ILP/TLPs





Performance-Based Placement Measures RBWO Provider GA+SCORECARD - ILP/TLP

Report Quarter: Q1 FY2021

Provider/Program Name: MorganBay Healthcare Provider, LLC - ILP (5376) - ILP				
855 Mt Zion Rd., Jonesboro, GA 30236		Quarterly Scores (Grades)		Current Quarter Score (Grade)
Phone: 678-834-5764		Q1: 97.04 (A+)	Q2: (N/A)	97.04% (A+)
Vendor ID# 161825		Q3: (N/A)	Q4: (N/A)	
Program Census Information:		# Children in Care During Quarter: 4	# Placements During Quarter: 4	# Children in Care On Last Day: 2
	Avg Performance All ILP/TLPs (%)	Provider Performance (%)*	Possible Points (Weight)	Provider Points Earned
OPM Monitoring Reviews				
Annual Comprehensive Reviews	79%	Not Yet Conducted		
Safety Reviews	79%	95%	10	9.50
Monitoring Sub-Total			10	9.50
ILP/TLP Safety Outcomes				
Incidence of Maltreatment	0.00%	No Substantiated Reports	3	3.00
Staff Training/Foundations	95%	100%	5	5.00
Staff Safety Checks	73%	100%	5	5.00
Safety Sub-Total			13	13.00
ILP/TLP Permanency Outcomes				
Placement Stability	92%	100%	3	3.00
Permanency Sub-Total			3	3.00
ILP/TLP Well-Being Outcomes				
EPSDT Medical Visits	78%	100%	4	4.00
EPSDT Dental Visits	70%	67%	4	2.68
Academic Supports	47%	100%	2	2.00
Provider ECEM Visits	79%	100%	4	4.00
Placements with Siblings	12%	0%	Not Scored	Not Scored
Placements within Legal County	23%	0%	Not Scored	Not Scored
Well-Being Sub-Total			14	12.68
ILP/TLP Specialty Outcomes				
Academic/Career Development	47%	88%	10	8.80
Ind Living Skills Provision	62%	100%	15	15.00
Financial Independence	39%	0%	5	0.00
WTLP/Life Coach	66%	80%	15	12.00
Specialty Sub-Total			45	35.80
*Performance calculation descriptions can be found in the FY 2019 RBWO PBP Measurements and Standards Guide.				

Monitoring & Outcomes: Possible Points = 85	Points Earned = 73.98
--	------------------------------



Performance-Based Placement Measures RBWO Provider GA+SCORECARD - ILP/TLP

Report Quarter: Q1 FY2021

Score Before Incentives Credit	87.04%
Incentives Awarded	10.00 pts
PBP Verification	0.00 pts
Total Score	97.04%

Provider/Program Name: MorganBay Healthcare Provider, LLC - ILP (5376) - ILP				
Program Census Information:		# Children in Care During Quarter: 4	# Placements During Quarter: 4	# Children in Care On Last Day: 2
ILP/TLP Incentive Credits	Avg Performance All ILP/TLPs (Points)	Provider Performance (%)*	Possible Points (Weight)	Provider Points Earned
No DOC Involvement		0%	5	0.00
Community Connections		100%	4	4.00
Positive Permanency Connections		0%	5	0.00
HS Grad/GED/Prof or Trade Certificate/College		N/A	10/5/5/1	5.00
Part-Time Employment with Medical Benefits		0%	10	0.00
Living Arrangements at Discharge		100%	10	10.00
Additional Academic Supports		50%	2	1.00
Additional IL Skills Provision		100%	5	5.00
Active Agency Accreditation		0%	4	0.00
Staff Clinical Licensure		10%	5	0.50
Incentives Total	7.45			25.50

*Performance calculation descriptions can be found in the FY 2019 RBWO PBP Measurements and Standards Guide.

Child Protective Services Investigations and Dispositions	
The following investigations data, which is not used for scoring but is considered significant to a provider's performance, is from Georgia SHINES and is not considered final or complete until the end of the fiscal year.	
Total Reports:	0
Number Screened In:	0
Number Screened Out:	0
Number Substantiated:	0
Number Unsubstantiated:	0
Number Active CPS Investigations:	0



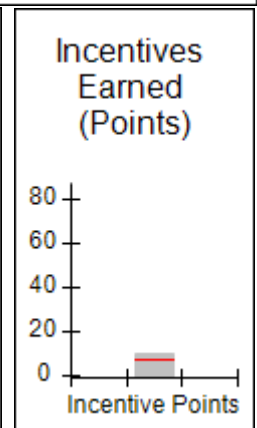
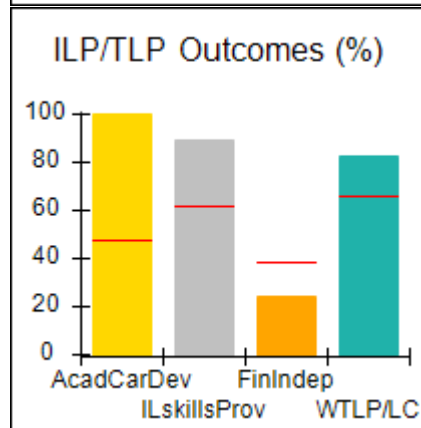
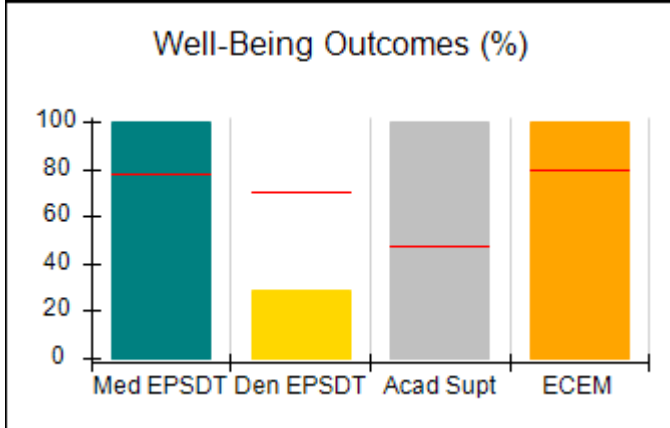
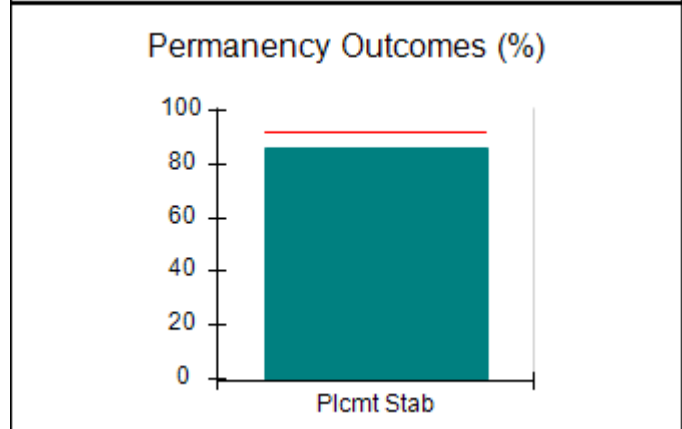
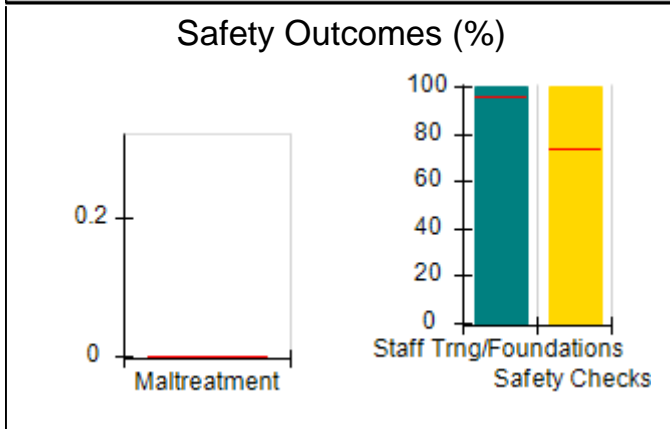
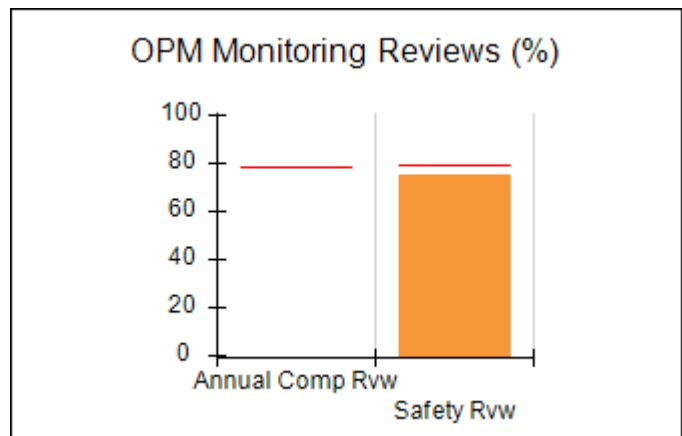
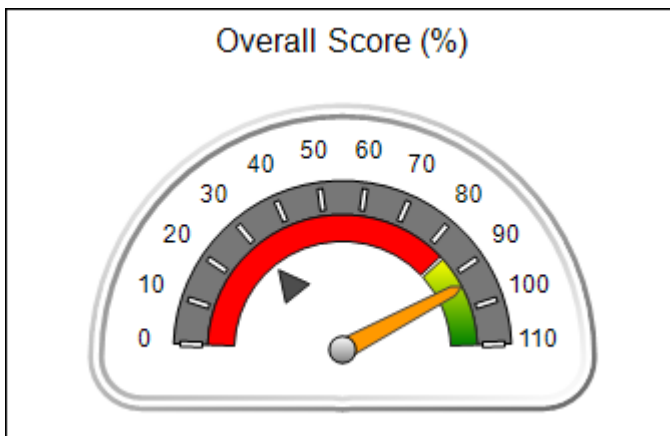
Performance-Based Placement Measures RBWO Provider GA+SCORECARD - ILP/TLP

Report Quarter: Q1 FY2021

Provider/Program Name: MOVING Spirit Foundation, Inc. - (5414) - ILP			
113-B East County Rd., Thomaston, GA 30286	Quarterly Scores (Grades)		Current Quarter Score (Grade)
Phone: 706-601-6730	Q1: 93.81 (A-)	Q2: (N/A)	93.81% (A-)
Vendor ID# 166553	Q3: (N/A)	Q4: (N/A)	
Program Census Information:	# Children in Care During Quarter: 7	# Placements During Quarter: 7	# Children in Care On Last Day: 6

Quarterly Provider Comparisons to All ILP/TLPs

▼ — indicates average for all ILP/TLPs





Performance-Based Placement Measures RBWO Provider GA+SCORECARD - ILP/TLP

Report Quarter: Q1 FY2021

Provider/Program Name: MOVING Spirit Foundation, Inc. - (5414) - ILP				
113-B East County Rd., Thomaston, GA 30286		Quarterly Scores (Grades)		Current Quarter Score (Grade)
Phone: 706-601-6730		Q1: 93.81 (A-)	Q2: (N/A)	93.81% (A-)
Vendor ID# 166553		Q3: (N/A)	Q4: (N/A)	
Program Census Information:		# Children in Care During Quarter: 7	# Placements During Quarter: 7	# Children in Care On Last Day: 6
	Avg Performance All ILP/TLPs (%)	Provider Performance (%)*	Possible Points (Weight)	Provider Points Earned
OPM Monitoring Reviews				
Annual Comprehensive Reviews	79%	Not Yet Conducted		
Safety Reviews	79%	75%	10	7.50
Monitoring Sub-Total			10	7.50
ILP/TLP Safety Outcomes				
Incidence of Maltreatment	0.00%	No Substantiated Reports	3	3.00
Staff Training/Foundations	95%	100%	5	5.00
Staff Safety Checks	73%	100%	5	5.00
Safety Sub-Total			13	13.00
ILP/TLP Permanency Outcomes				
Placement Stability	92%	86%	3	2.58
Permanency Sub-Total			3	2.58
ILP/TLP Well-Being Outcomes				
EPSDT Medical Visits	78%	100%	4	4.00
EPSDT Dental Visits	70%	29%	4	1.16
Academic Supports	47%	100%	2	2.00
Provider ECEM Visits	79%	100%	4	4.00
Placements with Siblings	12%	0%	Not Scored	Not Scored
Placements within Legal County	23%	0%	Not Scored	Not Scored
Well-Being Sub-Total			14	11.16
ILP/TLP Specialty Outcomes				
Academic/Career Development	47%	100%	10	10.00
Ind Living Skills Provision	62%	89%	15	13.35
Financial Independence	39%	24%	5	1.20
WTLP/Life Coach	66%	83%	15	12.45
Specialty Sub-Total			45	37.00
*Performance calculation descriptions can be found in the FY 2019 RBWO PBP Measurements and Standards Guide.				

Monitoring & Outcomes: Possible Points = 85	Points Earned = 71.24
--	------------------------------



Performance-Based Placement Measures RBWO Provider GA+SCORECARD - ILP/TLP

Report Quarter: Q1 FY2021

Score Before Incentives Credit	83.81%
Incentives Awarded	10.00 pts
PBP Verification	N/A pts
Total Score	93.81%

Provider/Program Name: MOVING Spirit Foundation, Inc. - (5414) - ILP				
Program Census Information:		# Children in Care During Quarter: 7	# Placements During Quarter: 7	# Children in Care On Last Day: 6
ILP/TLP Incentive Credits	Avg Performance All ILP/TLPs (Points)	Provider Performance (%)*	Possible Points (Weight)	Provider Points Earned
No DOC Involvement		94%	5	4.70
Community Connections		0%	4	0.00
Positive Permanency Connections		0%	5	0.00
HS Grad/GED/Prof or Trade Certificate/College		N/A	10/5/5/1	
Part-Time Employment with Medical Benefits		0%	10	0.00
Living Arrangements at Discharge		0%	10	0.00
Additional Academic Supports		71%	2	1.42
Additional IL Skills Provision		82%	5	4.10
Active Agency Accreditation		0%	4	0.00
Staff Clinical Licensure		0%	5	0.00
Incentives Total	7.45			10.22

*Performance calculation descriptions can be found in the FY 2019 RBWO PBP Measurements and Standards Guide.

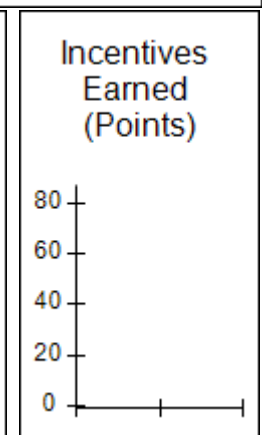
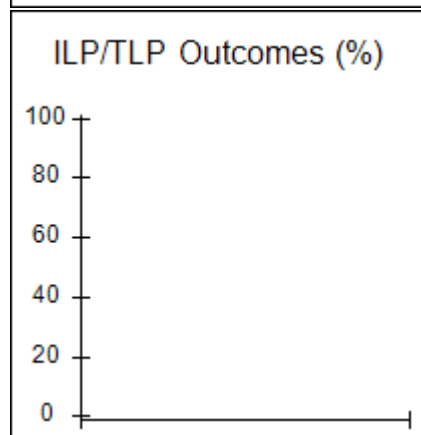

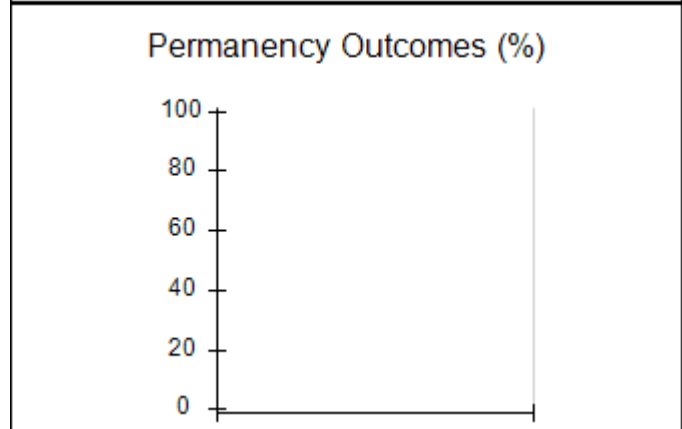
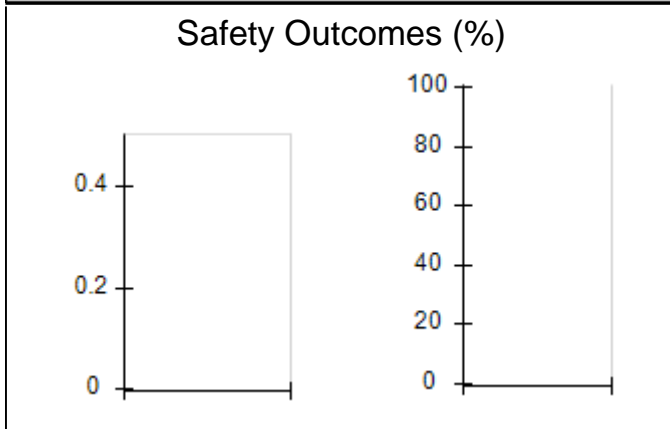
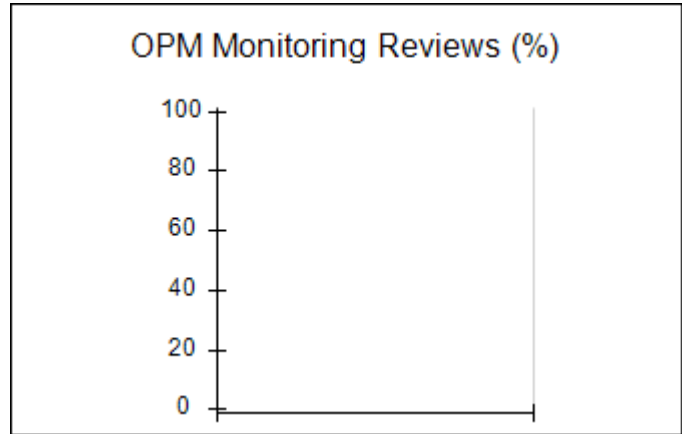
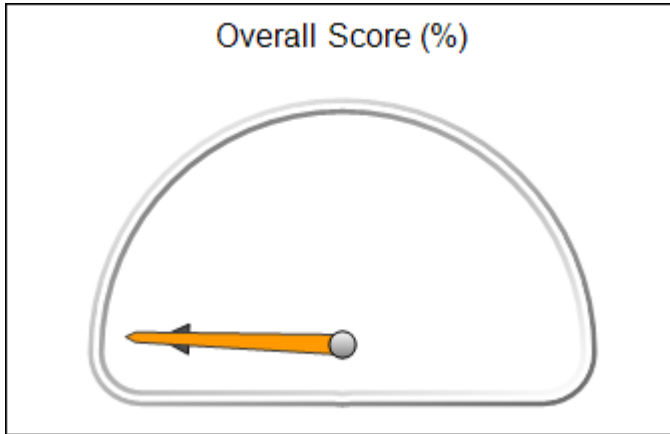
Child Protective Services Investigations and Dispositions	
The following investigations data, which is not used for scoring but is considered significant to a provider's performance, is from Georgia SHINES and is not considered final or complete until the end of the fiscal year.	
Total Reports:	0
Number Screened In:	0
Number Screened Out:	0
Number Substantiated:	0
Number Unsubstantiated:	0
Number Active CPS Investigations:	0



Performance-Based Placement Measures RBWO Provider GA+SCORECARD - ILP/TLP

Report Quarter: Q1 FY2021

▼ — indicates average for all ILP/TLPs

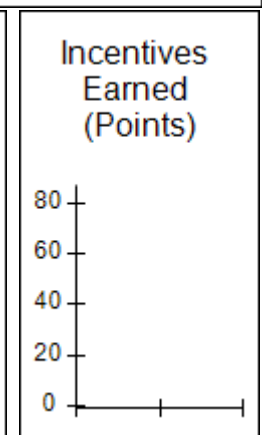
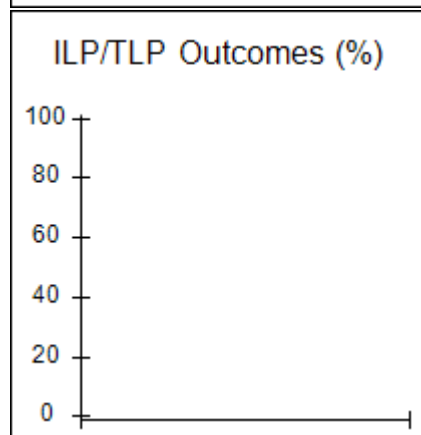

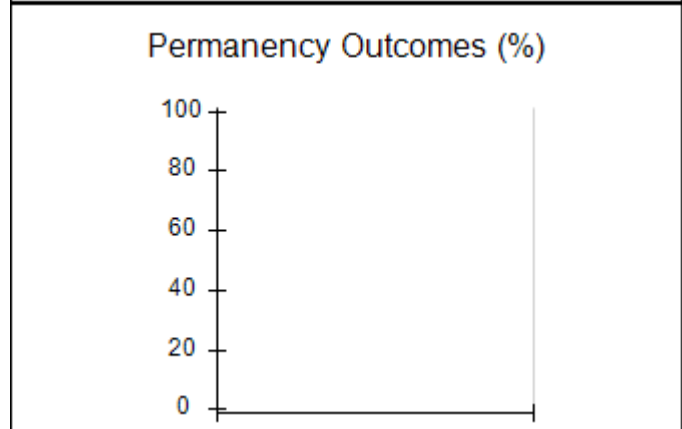
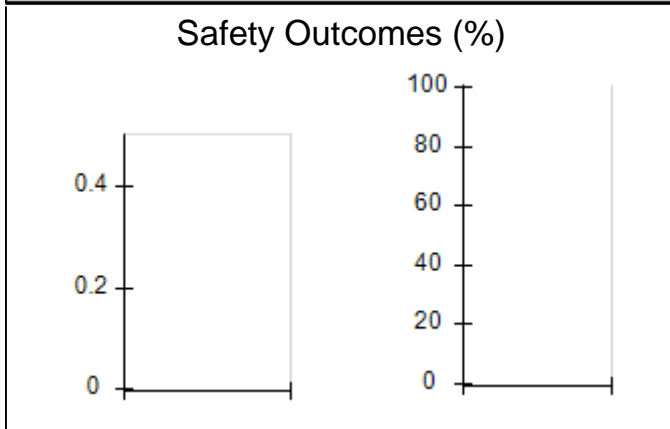
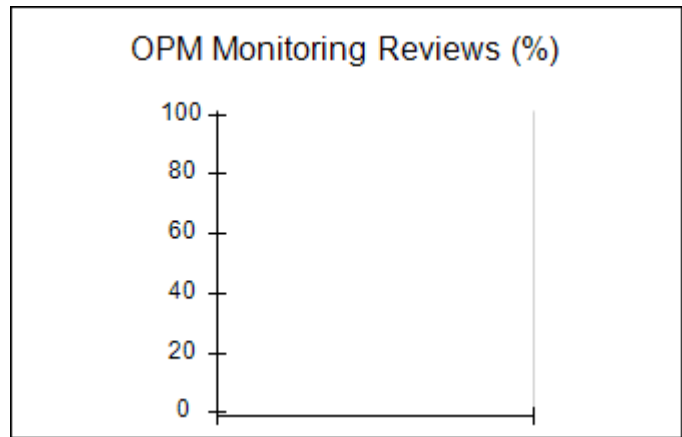
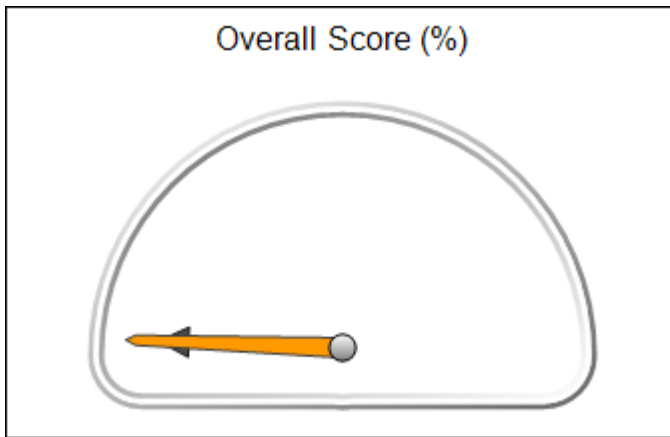




Performance-Based Placement Measures RBWO Provider GA+SCORECARD - ILP/TLP

Report Quarter: Q1 FY2021

▼ — indicates average for all ILP/TLPs






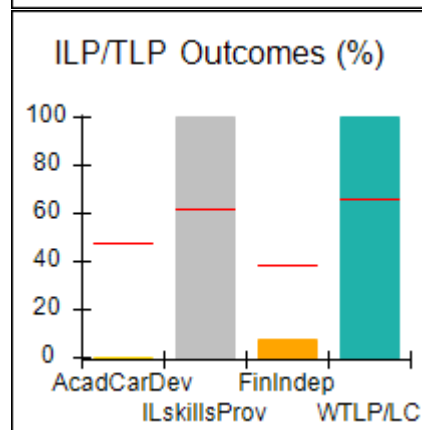
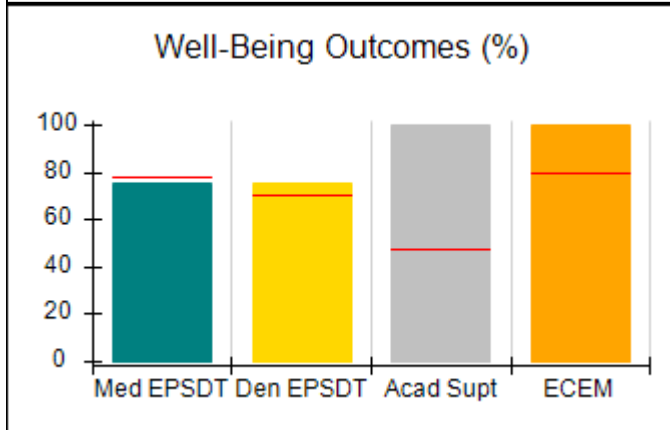
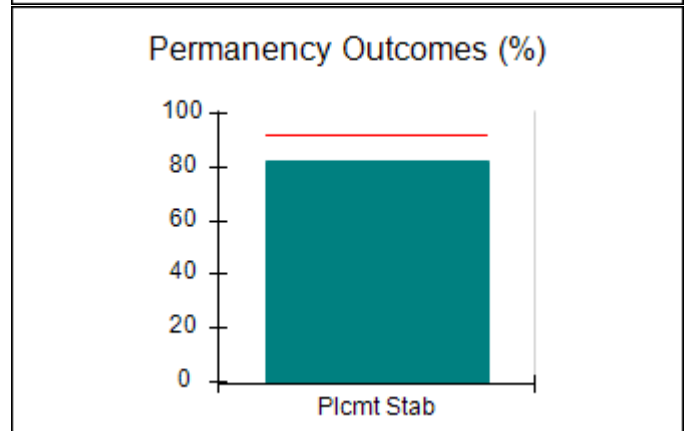
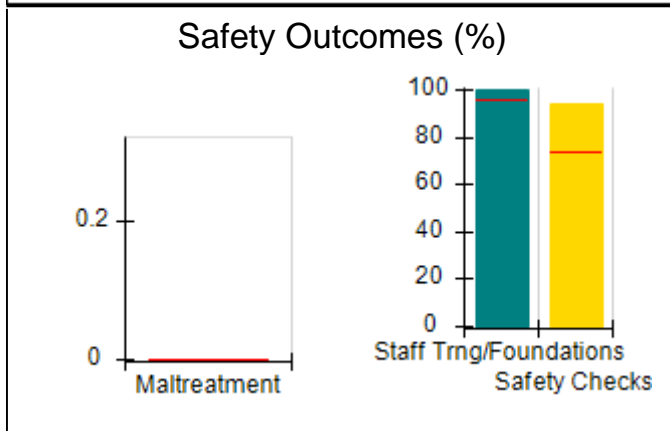
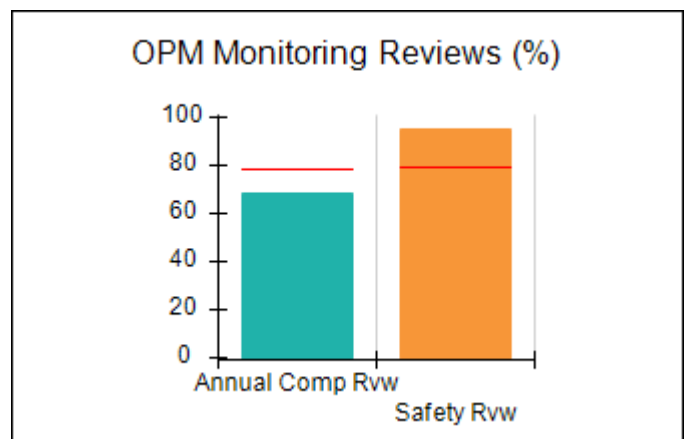
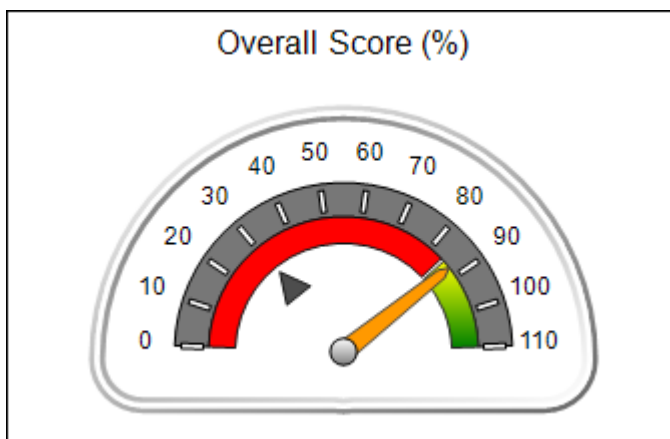
Performance-Based Placement Measures RBWO Provider GA+SCORECARD - ILP/TLP

Report Quarter: Q1 FY2021

Provider/Program Name: Murphy-Harpst Children's Centers - TLP (Fletcher St. 2) (5230) - TLP			
740 Fletcher St., Cedartown, GA 30125	Quarterly Scores (Grades)		Current Quarter Score (Grade)
Phone: 770-748-1500	Q1: 87.27 (B+)	Q2: (N/A)	87.27% (B+)
Vendor ID# 144420	Q3: (N/A)	Q4: (N/A)	
Program Census Information:	# Children in Care During Quarter: 17	# Placements During Quarter: 17	# Children in Care On Last Day: 9

Quarterly Provider Comparisons to All ILP/TLPs

▼ — indicates average for all ILP/TLPs





Performance-Based Placement Measures RBWO Provider GA+SCORECARD - ILP/TLP

Report Quarter: Q1 FY2021

Provider/Program Name: Murphy-Harpst Children's Centers - TLP (Fletcher St. 2) (5230) - TLP				
740 Fletcher St., Cedartown, GA 30125		Quarterly Scores (Grades)		Current Quarter Score (Grade)
Phone: 770-748-1500		Q1: 87.27 (B+)	Q2: (N/A)	87.27% (B+)
Vendor ID# 144420		Q3: (N/A)	Q4: (N/A)	
Program Census Information:		# Children in Care During Quarter: 17	# Placements During Quarter: 17	# Children in Care On Last Day: 9
	Avg Performance All ILP/TLPs (%)	Provider Performance (%)*	Possible Points (Weight)	Provider Points Earned
OPM Monitoring Reviews				
Annual Comprehensive Reviews	79%	68%	15	10.26
Safety Reviews	79%	95%	10	9.50
Monitoring Sub-Total			25	19.76
ILP/TLP Safety Outcomes				
Incidence of Maltreatment	0.00%	No Substantiated Reports	3	3.00
Staff Training/Foundations	95%	100%	5	5.00
Staff Safety Checks	73%	94%	5	4.70
Safety Sub-Total			13	12.70
ILP/TLP Permanency Outcomes				
Placement Stability	92%	82%	3	2.46
Permanency Sub-Total			3	2.46
ILP/TLP Well-Being Outcomes				
EPSDT Medical Visits	78%	75%	4	3.00
EPSDT Dental Visits	70%	75%	4	3.00
Academic Supports	47%	100%	2	2.00
Provider ECEM Visits	79%	100%	4	4.00
Placements with Siblings	12%	Not Eligible	Not Scored	Not Scored
Placements within Legal County	23%	0%	Not Scored	Not Scored
Well-Being Sub-Total			14	12.00
ILP/TLP Specialty Outcomes				
Academic/Career Development	47%	0%	10	0.00
Ind Living Skills Provision	62%	100%	15	15.00
Financial Independence	39%	7%	5	0.35
WTLP/Life Coach	66%	100%	15	15.00
Specialty Sub-Total			45	30.35
*Performance calculation descriptions can be found in the FY 2019 RBWO PBP Measurements and Standards Guide.				

Monitoring & Outcomes: Possible Points = 100	Points Earned = 77.27
---	------------------------------



Performance-Based Placement Measures
RBWO Provider GA+SCORECARD - ILP/TLP

Report Quarter: Q1 FY2021

Score Before Incentives Credit	77.27%
Incentives Awarded	10.00 pts
PBP Verification	N/A pts
Total Score	87.27%

Provider/Program Name: Murphy-Harpst Children's Centers - TLP (Fletcher St. 2) (5230) - TLP

Program Census Information:		# Children in Care During Quarter: 17	# Placements During Quarter: 17	# Children in Care On Last Day: 9
ILP/TLP Incentive Credits	Avg Performance All ILP/TLPs (Points)	Provider Performance (%)*	Possible Points (Weight)	Provider Points Earned
No DOC Involvement		97%	5	4.85
Community Connections		0%	4	0.00
Positive Permanency Connections		22%	5	1.10
HS Grad/GED/Prof or Trade Certificate/College		N/A	10/5/5/1	
Part-Time Employment with Medical Benefits		0%	10	0.00
Living Arrangements at Discharge		0%	10	0.00
Additional Academic Supports		100%	2	2.00
Additional IL Skills Provision		94%	5	4.70
Active Agency Accreditation		50%	4	2.00
Staff Clinical Licensure		0%	5	0.00
Incentives Total	7.45			14.65

*Performance calculation descriptions can be found in the FY 2019 RBWO PBP Measurements and Standards Guide.

Child Protective Services Investigations and Dispositions

The following investigations data, which is not used for scoring but is considered significant to a provider's performance, is from Georgia SHINES and is not considered final or complete until the end of the fiscal year.

Total Reports:	0
Number Screened In:	0
Number Screened Out:	0
Number Substantiated:	0
Number Unsubstantiated:	0
Number Active CPS Investigations:	0




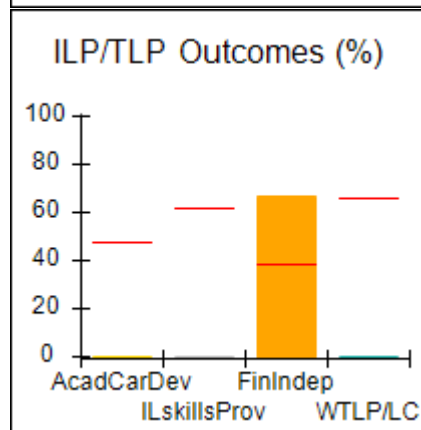
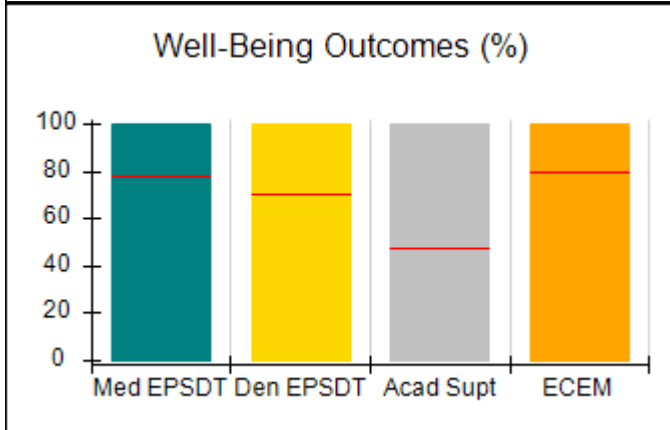
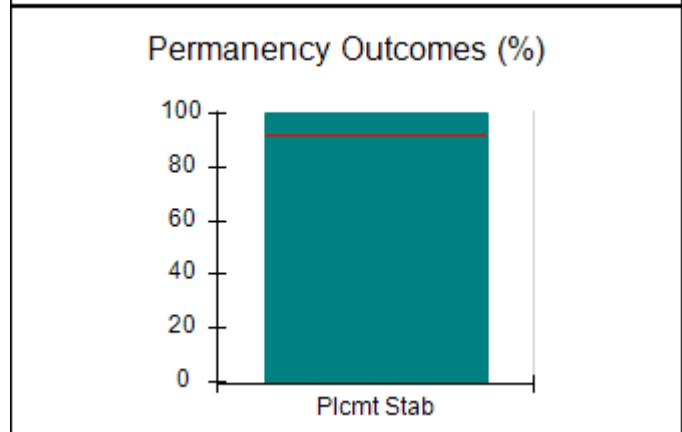
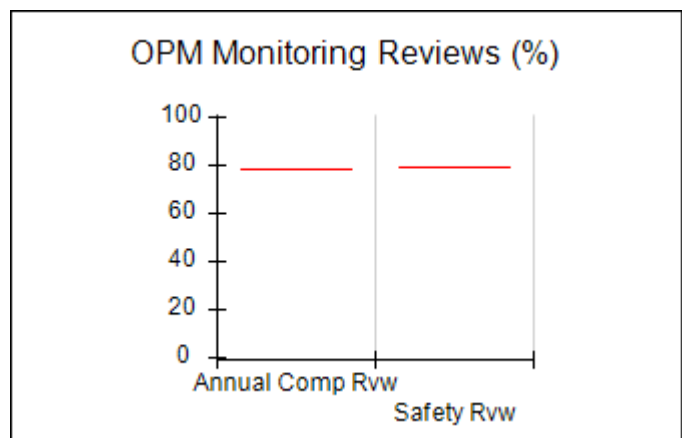
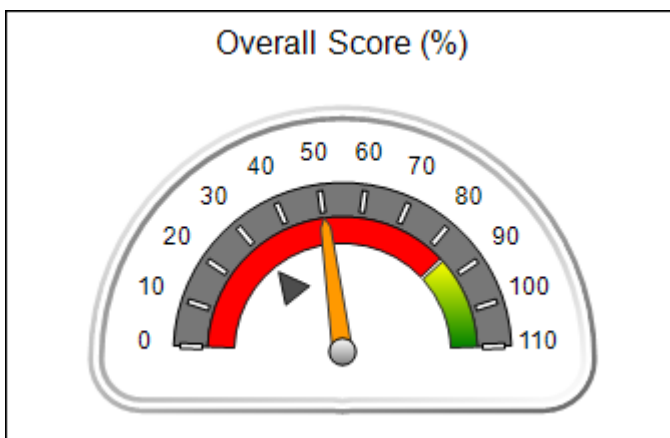
Performance-Based Placement Measures RBWO Provider GA+SCORECARD - ILP/TLP

Report Quarter: Q1 FY2021

Provider/Program Name: Never Too Late, Inc. - (5415) - TLP			
1178 College St., Monticello, GA 31064	Quarterly Scores (Grades)		Current Quarter Score (Grade)
Phone: 7624357200	Q1: 50.17 (F)	Q2: (N/A)	50.17% (F)
Vendor ID# 166575	Q3: (N/A)	Q4: (N/A)	
Program Census Information:	# Children in Care During Quarter: 4	# Placements During Quarter: 4	# Children in Care On Last Day: 0

Quarterly Provider Comparisons to All ILP/TLPs

▼ — indicates average for all ILP/TLPs





Performance-Based Placement Measures RBWO Provider GA+SCORECARD - ILP/TLP

Report Quarter: Q1 FY2021

Provider/Program Name: Never Too Late, Inc. - (5415) - TLP				
1178 College St., Monticello, GA 31064		Quarterly Scores (Grades)		Current Quarter Score (Grade)
Phone: 7624357200		Q1: 50.17 (F)	Q2: (N/A)	50.17% (F)
Vendor ID# 166575		Q3: (N/A)	Q4: (N/A)	
Program Census Information:		# Children in Care During Quarter: 4	# Placements During Quarter: 4	# Children in Care On Last Day: 0
	Avg Performance All ILP/TLPs (%)	Provider Performance (%)*	Possible Points (Weight)	Provider Points Earned
OPM Monitoring Reviews				
Annual Comprehensive Reviews	79%	Not Yet Conducted		
Safety Reviews	79%	Not Yet Conducted		
Monitoring Sub-Total				0.00
ILP/TLP Safety Outcomes				
Incidence of Maltreatment	0.00%	No Substantiated Reports	3	3.00
Staff Training/Foundations	95%	94%	5	4.70
Staff Safety Checks	73%	94%	5	4.70
Safety Sub-Total			13	12.40
ILP/TLP Permanency Outcomes				
Placement Stability	92%	100%	3	3.00
Permanency Sub-Total			3	3.00
ILP/TLP Well-Being Outcomes				
EPSDT Medical Visits	78%	100%	4	4.00
EPSDT Dental Visits	70%	100%	4	4.00
Academic Supports	47%	100%	2	2.00
Provider ECEM Visits	79%	100%	4	4.00
Placements with Siblings	12%	0%	Not Scored	Not Scored
Placements within Legal County	23%	0%	Not Scored	Not Scored
Well-Being Sub-Total			14	14.00
ILP/TLP Specialty Outcomes				
Academic/Career Development	47%	0%	10	0.00
Ind Living Skills Provision	62%	0%	15	0.00
Financial Independence	39%	67%	5	3.35
WTLP/Life Coach	66%	0%	15	0.00
Specialty Sub-Total			45	3.35
*Performance calculation descriptions can be found in the FY 2019 RBWO PBP Measurements and Standards Guide.				

Monitoring & Outcomes: Possible Points = 80	Points Earned = 32.75
--	------------------------------



Performance-Based Placement Measures RBWO Provider GA+SCORECARD - ILP/TLP

Report Quarter: Q1 FY2021

Score Before Incentives Credit	43.67%
Incentives Awarded	06.50 pts
PBP Verification	N/A pts
Total Score	50.17%

Provider/Program Name: Never Too Late, Inc. - (5415) - TLP					
Program Census Information:		# Children in Care During Quarter: 4	# Placements During Quarter: 4	# Children in Care On Last Day: 0	
ILP/TLP Incentive Credits	Avg Performance All ILP/TLPs (Points)	Provider Performance (%)*	Possible Points (Weight)	Provider Points Earned	
No DOC Involvement		0%	5	0.00	
Community Connections		100%	4	4.00	
Positive Permanency Connections		Not Eligible	5		
HS Grad/GED/Prof or Trade Certificate/College		N/A	10/5/5/1		
Part-Time Employment with Medical Benefits		0%	10	0.00	
Living Arrangements at Discharge		0%	10	0.00	
Additional Academic Supports		100%	2	2.00	
Additional IL Skills Provision		0%	5	0.00	
Active Agency Accreditation		0%	4	0.00	
Staff Clinical Licensure		10%	5	0.50	
Incentives Total	7.45			6.50	

*Performance calculation descriptions can be found in the FY 2019 RBWO PBP Measurements and Standards Guide.

Child Protective Services Investigations and Dispositions		
The following investigations data, which is not used for scoring but is considered significant to a provider's performance, is from Georgia SHINES and is not considered final or complete until the end of the fiscal year.		
Total Reports:	0	
Number Screened In:	0	
Number Screened Out:	0	
Number Substantiated:	0	
Number Unsubstantiated:	0	
Number Active CPS Investigations:	0	




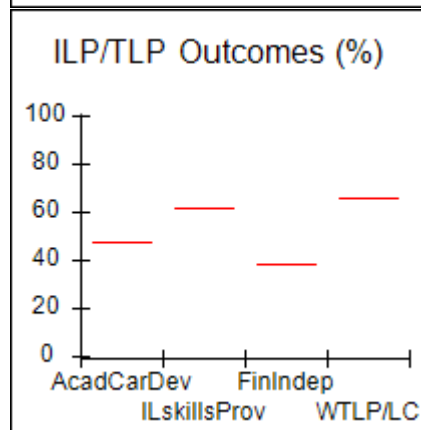
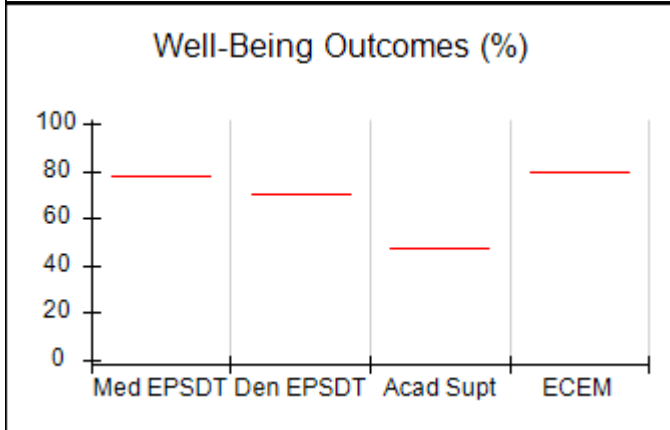
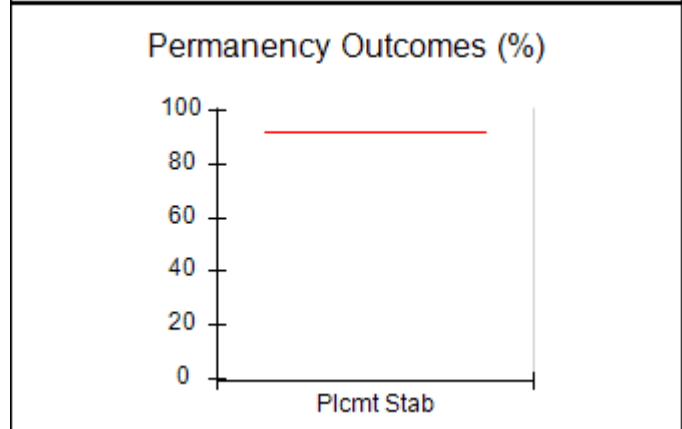
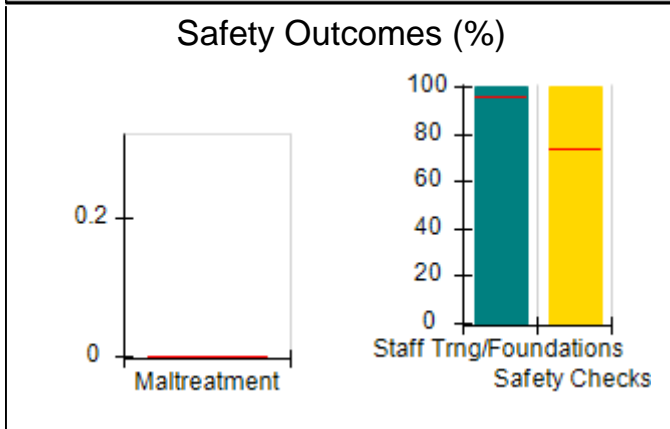
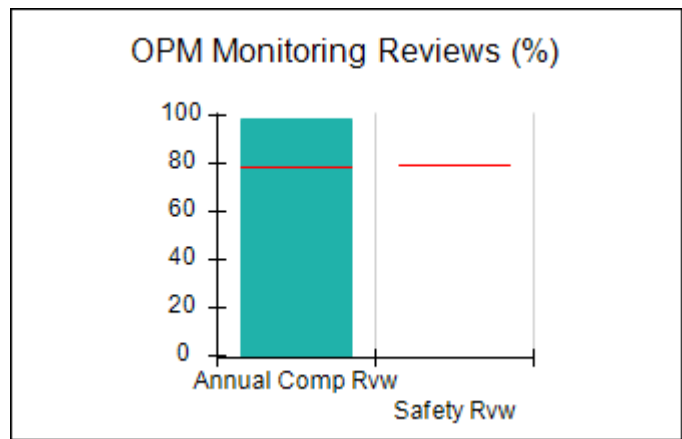
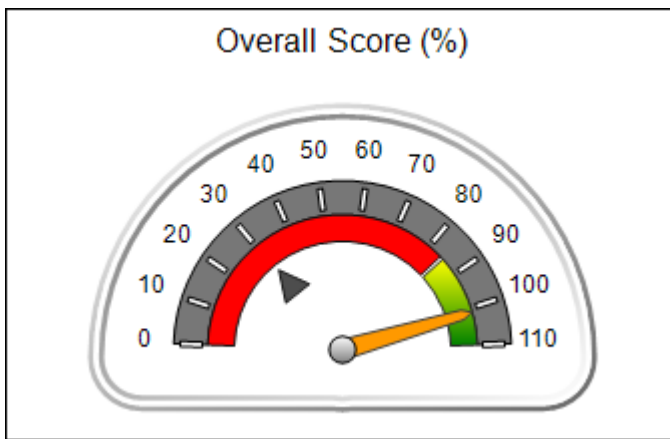
Performance-Based Placement Measures RBWO Provider GA+SCORECARD - ILP/TLP

Report Quarter: Q1 FY2021

Provider/Program Name: North Georgia Angel House - ILP (5238) - ILP			
101 Heritage Dr., Canton, GA 30114	Quarterly Scores (Grades)		Current Quarter Score (Grade)
Phone: 770-479-9555	Q1: 101.18 (A+)	Q2: (N/A)	101.18% (A+)
Vendor ID# 144051	Q3: (N/A)	Q4: (N/A)	
Program Census Information:	# Children in Care During Quarter: 0	# Placements During Quarter: 0	# Children in Care On Last Day: 0

Quarterly Provider Comparisons to All ILP/TLPs

▼ — indicates average for all ILP/TLPs





Performance-Based Placement Measures RBWO Provider GA+SCORECARD - ILP/TLP

Report Quarter: Q1 FY2021

Provider/Program Name: North Georgia Angel House - ILP (5238) - ILP				
101 Heritage Dr., Canton, GA 30114		Quarterly Scores (Grades)		Current Quarter Score (Grade)
Phone: 770-479-9555		Q1: 101.18 (A+)	Q2: (N/A)	101.18% (A+)
Vendor ID# 144051		Q3: (N/A)	Q4: (N/A)	
Program Census Information:		# Children in Care During Quarter: 0	# Placements During Quarter: 0	# Children in Care On Last Day: 0
	Avg Performance All ILP/TLPs (%)	Provider Performance (%)*	Possible Points (Weight)	Provider Points Earned
OPM Monitoring Reviews				
Annual Comprehensive Reviews	79%	98%	15	14.77
Safety Reviews	79%	Not Yet Conducted		
Monitoring Sub-Total			15	14.77
ILP/TLP Safety Outcomes				
Incidence of Maltreatment	0.00%	Not Eligible		
Staff Training/Foundations	95%	100%	6.5	6.50
Staff Safety Checks	73%	100%	6.5	6.50
Safety Sub-Total			13	13.00
ILP/TLP Permanency Outcomes				
Placement Stability	92%	Not Eligible		
Permanency Sub-Total			N/A	
ILP/TLP Well-Being Outcomes				
EPSDT Medical Visits	78%	Not Eligible		
EPSDT Dental Visits	70%	Not Eligible		
Academic Supports	47%	Not Eligible		
Provider ECEM Visits	79%	Not Eligible		
Placements with Siblings	12%	Not Eligible	Not Scored	Not Scored
Placements within Legal County	23%	Not Eligible	Not Scored	Not Scored
Well-Being Sub-Total			N/A	
ILP/TLP Specialty Outcomes				
Academic/Career Development	47%	Not Eligible		
Ind Living Skills Provision	62%	Not Eligible		
Financial Independence	39%	Not Eligible		
WTLP/Life Coach	66%	Not Eligible		
Specialty Sub-Total			N/A	
*Performance calculation descriptions can be found in the FY 2019 RBWO PBP Measurements and Standards Guide.				

Monitoring & Outcomes: Possible Points = 28	Points Earned = 27.77
Score Before Incentives Credit	99.18%



Performance-Based Placement Measures
RBWO Provider GA+SCORECARD - ILP/TLP

Report Quarter: Q1 FY2021

Incentives Awarded	02.00 pts
PBP Verification	N/A pts
Total Score	101.18%

Provider/Program Name: North Georgia Angel House - ILP (5238) - ILP

Program Census Information:		# Children in Care During Quarter: 0	# Placements During Quarter: 0	# Children in Care On Last Day: 0
ILP/TLP Incentive Credits	Avg Performance All ILP/TLPs (Points)	Provider Performance (%)*	Possible Points (Weight)	Provider Points Earned
No DOC Involvement		Not Eligible	5	
Community Connections		Not Eligible	4	
Positive Permanency Connections		Not Eligible	5	
HS Grad/GED/Prof or Trade Certificate/College		N/A	10/5/5/1	
Part-Time Employment with Medical Benefits		Not Eligible	10	
Living Arrangements at Discharge		Not Eligible	10	
Additional Academic Supports		Not Eligible	2	
Additional IL Skills Provision		Not Eligible	5	
Active Agency Accreditation		50%	4	2.00
Staff Clinical Licensure		0%	5	0.00
Incentives Total	7.45			2.00

*Performance calculation descriptions can be found in the FY 2019 RBWO PBP Measurements and Standards Guide.

Child Protective Services Investigations and Dispositions

The following investigations data, which is not used for scoring but is considered significant to a provider's performance, is from Georgia SHINES and is not considered final or complete until the end of the fiscal year.

Total Reports:	0
Number Screened In:	0
Number Screened Out:	0
Number Substantiated:	0
Number Unsubstantiated:	0
Number Active CPS Investigations:	0



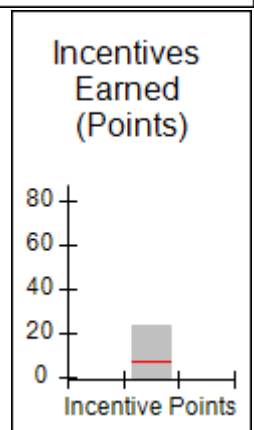
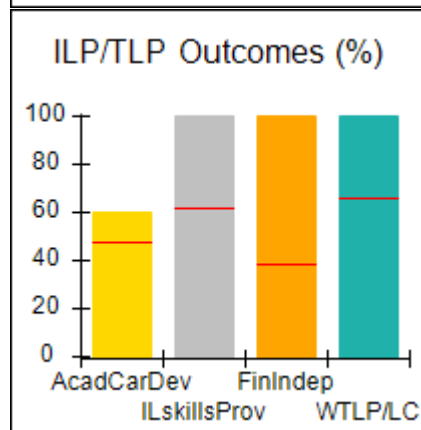
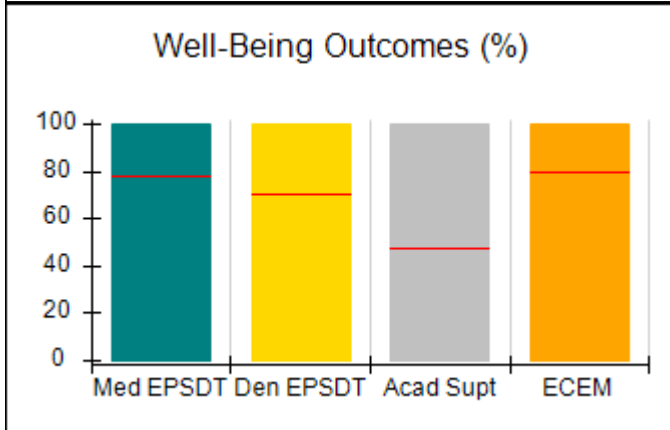
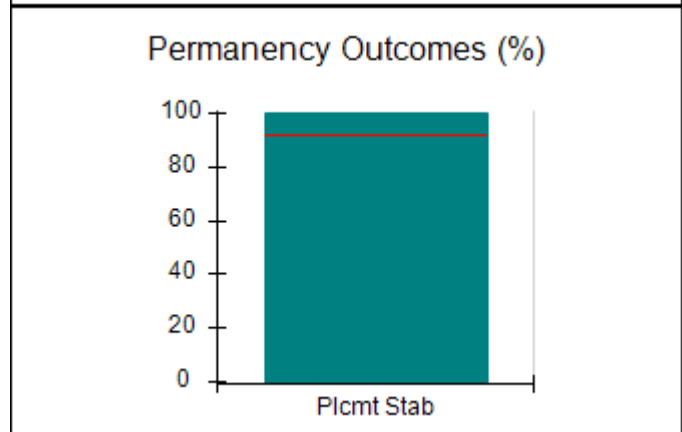
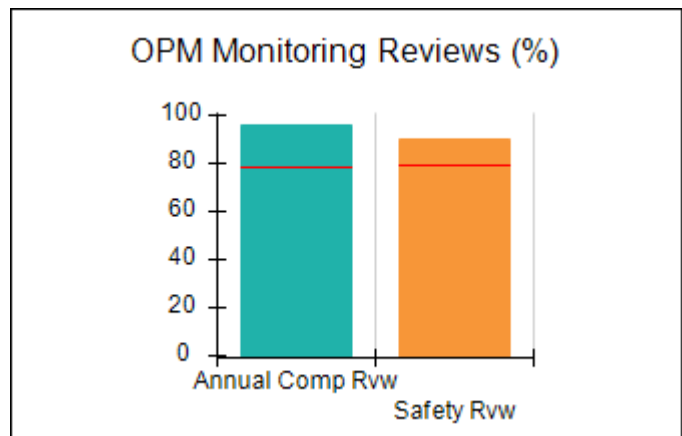
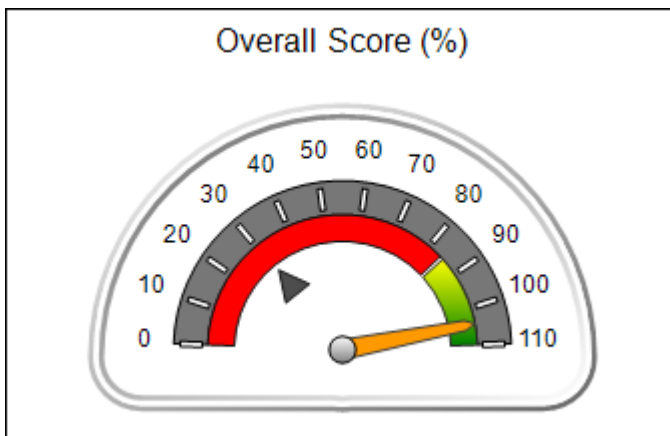
Performance-Based Placement Measures RBWO Provider GA+SCORECARD - ILP/TLP

Report Quarter: Q1 FY2021

Provider/Program Name: North Georgia Angel House - TLP (5126) - TLP			
2260 Sam Nelson Road, Canton, GA 30114	Quarterly Scores (Grades)		Current Quarter Score (Grade)
Phone: 770-479-9555	Q1: 104.35 (A+)	Q2: (N/A)	104.35% (A+)
Vendor ID# 108343	Q3: (N/A)	Q4: (N/A)	
Program Census Information:	# Children in Care During Quarter: 4	# Placements During Quarter: 4	# Children in Care On Last Day: 2

Quarterly Provider Comparisons to All ILP/TLPs

▼ — indicates average for all ILP/TLPs





Performance-Based Placement Measures RBWO Provider GA+SCORECARD - ILP/TLP

Report Quarter: Q1 FY2021

Provider/Program Name: North Georgia Angel House - TLP (5126) - TLP				
2260 Sam Nelson Road, Canton, GA 30114		Quarterly Scores (Grades)		Current Quarter Score (Grade)
Phone: 770-479-9555		Q1: 104.35 (A+)	Q2: (N/A)	104.35% (A+)
Vendor ID# 108343		Q3: (N/A)	Q4: (N/A)	
Program Census Information:		# Children in Care During Quarter: 4	# Placements During Quarter: 4	# Children in Care On Last Day: 2
	Avg Performance All ILP/TLPs (%)	Provider Performance (%)*	Possible Points (Weight)	Provider Points Earned
OPM Monitoring Reviews				
Annual Comprehensive Reviews	79%	96%	15	14.35
Safety Reviews	79%	90%	10	9.00
Monitoring Sub-Total			25	23.35
ILP/TLP Safety Outcomes				
Incidence of Maltreatment	0.00%	No Substantiated Reports	3	3.00
Staff Training/Foundations	95%	100%	5	5.00
Staff Safety Checks	73%	100%	5	5.00
Safety Sub-Total			13	13.00
ILP/TLP Permanency Outcomes				
Placement Stability	92%	100%	3	3.00
Permanency Sub-Total			3	3.00
ILP/TLP Well-Being Outcomes				
EPSDT Medical Visits	78%	100%	4	4.00
EPSDT Dental Visits	70%	100%	4	4.00
Academic Supports	47%	100%	2	2.00
Provider ECEM Visits	79%	100%	4	4.00
Placements with Siblings	12%	0%	Not Scored	Not Scored
Placements within Legal County	23%	100%	Not Scored	Not Scored
Well-Being Sub-Total			14	14.00
ILP/TLP Specialty Outcomes				
Academic/Career Development	47%	60%	10	6.00
Ind Living Skills Provision	62%	100%	15	15.00
Financial Independence	39%	100%	5	5.00
WTLP/Life Coach	66%	100%	15	15.00
Specialty Sub-Total			45	41.00

*Performance calculation descriptions can be found in the FY 2019 RBWO PBP Measurements and Standards Guide.

Monitoring & Outcomes: Possible Points = 100	Points Earned = 94.35
---	------------------------------



Performance-Based Placement Measures
RBWO Provider GA+SCORECARD - ILP/TLP

Report Quarter: Q1 FY2021

Score Before Incentives Credit	94.35%
Incentives Awarded	10.00 pts
PBP Verification	N/A pts
Total Score	104.35%

Provider/Program Name: North Georgia Angel House - TLP (5126) - TLP

Program Census Information:		# Children in Care During Quarter: 4	# Placements During Quarter: 4	# Children in Care On Last Day: 2
ILP/TLP Incentive Credits	Avg Performance All ILP/TLPs (Points)	Provider Performance (%)*	Possible Points (Weight)	Provider Points Earned
No DOC Involvement		100%	5	5.00
Community Connections		100%	4	4.00
Positive Permanency Connections		100%	5	5.00
HS Grad/GED/Prof or Trade Certificate/College		N/A	10/5/5/1	
Part-Time Employment with Medical Benefits		0%	10	0.00
Living Arrangements at Discharge		0%	10	0.00
Additional Academic Supports		100%	2	2.00
Additional IL Skills Provision		80%	5	4.00
Active Agency Accreditation		100%	4	4.00
Staff Clinical Licensure		0%	5	0.00
Incentives Total	7.45			24.00

*Performance calculation descriptions can be found in the FY 2019 RBWO PBP Measurements and Standards Guide.

Child Protective Services Investigations and Dispositions

The following investigations data, which is not used for scoring but is considered significant to a provider's performance, is from Georgia SHINES and is not considered final or complete until the end of the fiscal year.

Total Reports:	0
Number Screened In:	0
Number Screened Out:	0
Number Substantiated:	0
Number Unsubstantiated:	0
Number Active CPS Investigations:	0




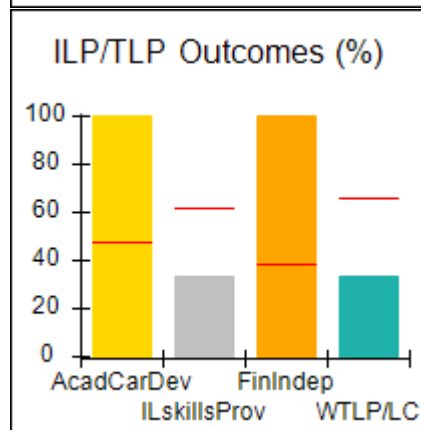
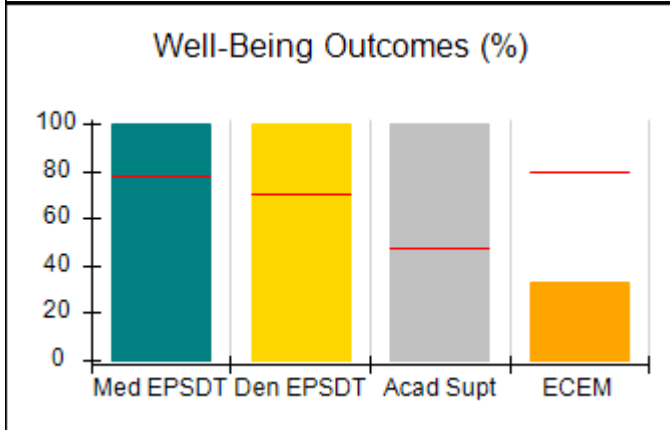
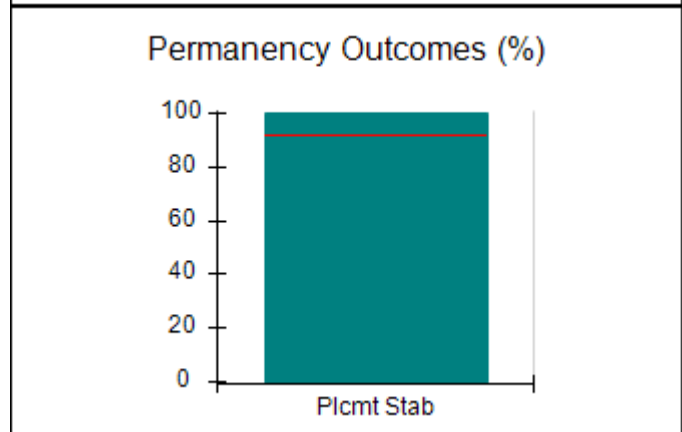
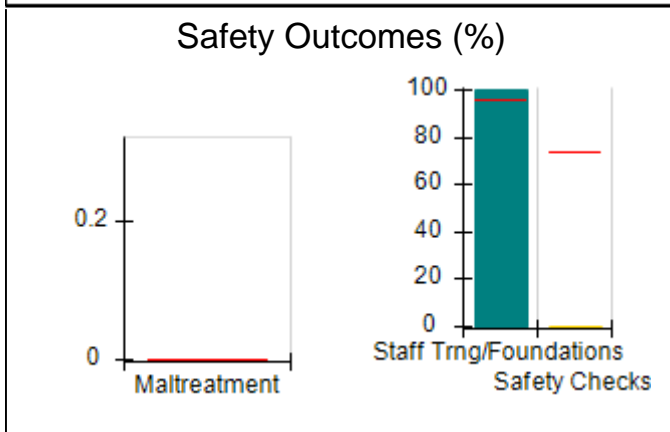
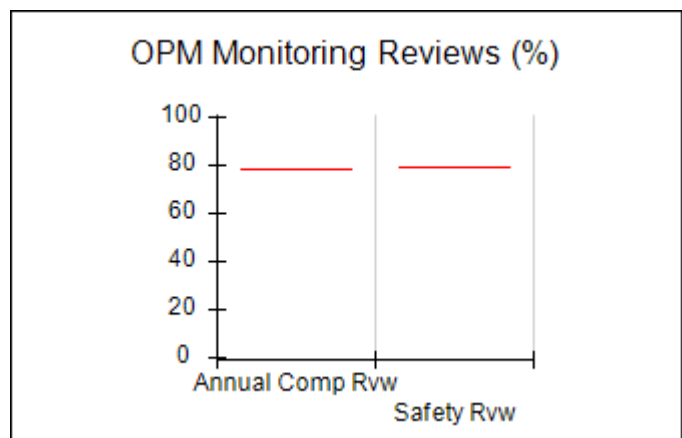
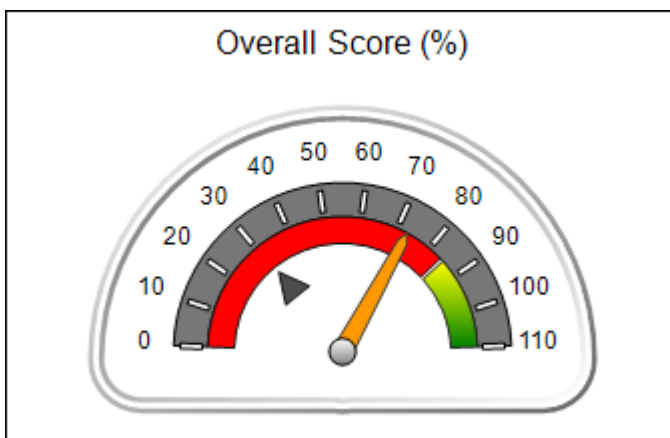
Performance-Based Placement Measures RBWO Provider GA+SCORECARD - ILP/TLP

Report Quarter: Q1 FY2021

Provider/Program Name: Northern Star Transitional Independent Living - (5407) - ILP			
145 Stephens St., Dahlonega, GA 30533	Quarterly Scores (Grades)		Current Quarter Score (Grade)
Phone: 770-364-9319	Q1: 72.96 (C-)	Q2: (N/A)	72.96% (C-)
Vendor ID# 164165	Q3: (N/A)	Q4: (N/A)	
Program Census Information:	# Children in Care During Quarter: 2	# Placements During Quarter: 2	# Children in Care On Last Day: 1

Quarterly Provider Comparisons to All ILP/TLPs

▼ — indicates average for all ILP/TLPs





Performance-Based Placement Measures RBWO Provider GA+SCORECARD - ILP/TLP

Report Quarter: Q1 FY2021

Provider/Program Name: Northern Star Transitional Independent Living - (5407) - ILP				
145 Stephens St., Dahlonega, GA 30533		Quarterly Scores (Grades)		Current Quarter Score (Grade)
Phone: 770-364-9319		Q1: 72.96 (C-)	Q2: (N/A)	72.96% (C-)
Vendor ID# 164165		Q3: (N/A)	Q4: (N/A)	
Program Census Information:		# Children in Care During Quarter: 2	# Placements During Quarter: 2	# Children in Care On Last Day: 1
	Avg Performance All ILP/TLPs (%)	Provider Performance (%)*	Possible Points (Weight)	Provider Points Earned
OPM Monitoring Reviews				
Annual Comprehensive Reviews	79%	Not Yet Conducted		
Safety Reviews	79%	Not Yet Conducted		
Monitoring Sub-Total				0.00
ILP/TLP Safety Outcomes				
Incidence of Maltreatment	0.00%	No Substantiated Reports	3	3.00
Staff Training/Foundations	95%	100%	5	5.00
Staff Safety Checks	73%	0%	5	0.00
Safety Sub-Total			13	8.00
ILP/TLP Permanency Outcomes				
Placement Stability	92%	100%	3	3.00
Permanency Sub-Total			3	3.00
ILP/TLP Well-Being Outcomes				
EPSDT Medical Visits	78%	100%	4	4.00
EPSDT Dental Visits	70%	100%	4	4.00
Academic Supports	47%	100%	2	2.00
Provider ECEM Visits	79%	33%	4	1.32
Placements with Siblings	12%	Not Eligible	Not Scored	Not Scored
Placements within Legal County	23%	0%	Not Scored	Not Scored
Well-Being Sub-Total			14	11.32
ILP/TLP Specialty Outcomes				
Academic/Career Development	47%	100%	10	10.00
Ind Living Skills Provision	62%	33%	15	4.95
Financial Independence	39%	100%	5	5.00
WTLP/Life Coach	66%	33%	15	4.95
Specialty Sub-Total			45	24.90
*Performance calculation descriptions can be found in the FY 2019 RBWO PBP Measurements and Standards Guide.				

Monitoring & Outcomes: Possible Points = 80	Points Earned = 47.22
--	------------------------------



Performance-Based Placement Measures RBWO Provider GA+SCORECARD - ILP/TLP

Report Quarter: Q1 FY2021

Score Before Incentives Credit	62.96%
Incentives Awarded	10.00 pts
PBP Verification	N/A pts
Total Score	72.96%

Provider/Program Name: Northern Star Transitional Independent Living - (5407) - ILP				
Program Census Information:		# Children in Care During Quarter: 2	# Placements During Quarter: 2	# Children in Care On Last Day: 1
ILP/TLP Incentive Credits	Avg Performance All ILP/TLPs (Points)	Provider Performance (%)*	Possible Points (Weight)	Provider Points Earned
No DOC Involvement		100%	5	5.00
Community Connections		100%	4	4.00
Positive Permanency Connections		100%	5	5.00
HS Grad/GED/Prof or Trade Certificate/College		N/A	10/5/5/1	
Part-Time Employment with Medical Benefits		0%	10	0.00
Living Arrangements at Discharge		0%	10	0.00
Additional Academic Supports		Not Eligible	2	
Additional IL Skills Provision		33%	5	1.65
Active Agency Accreditation		0%	4	0.00
Staff Clinical Licensure		0%	5	0.00
Incentives Total	7.45			15.65

*Performance calculation descriptions can be found in the FY 2019 RBWO PBP Measurements and Standards Guide.

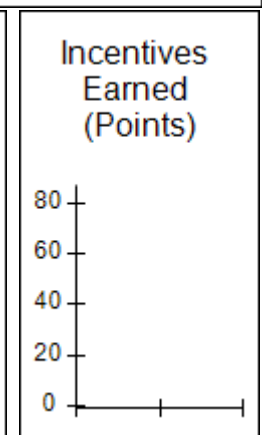
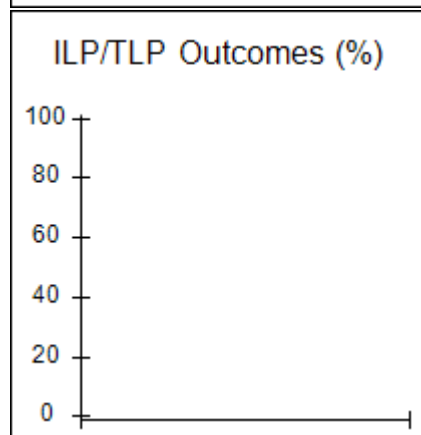

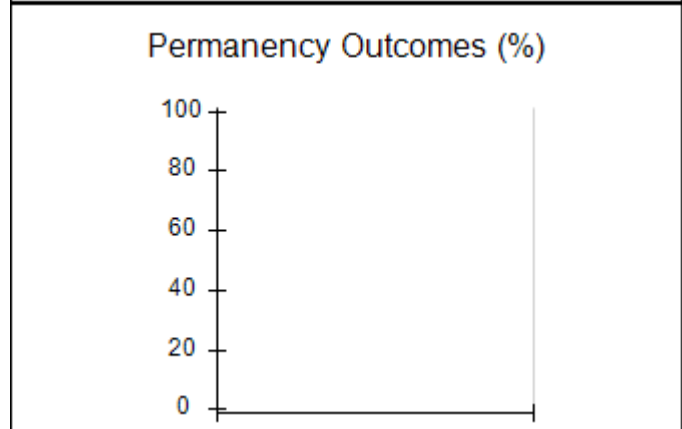
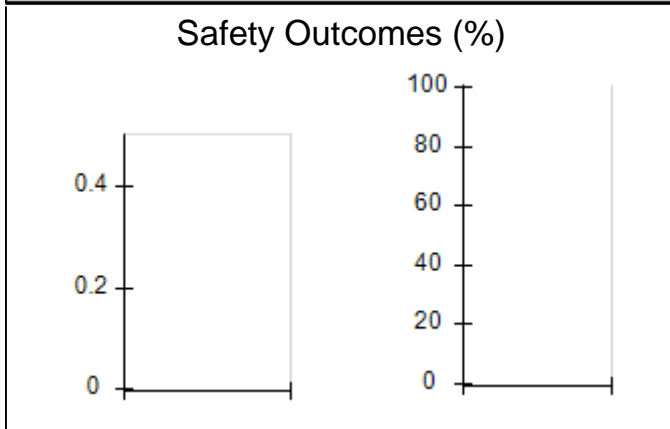
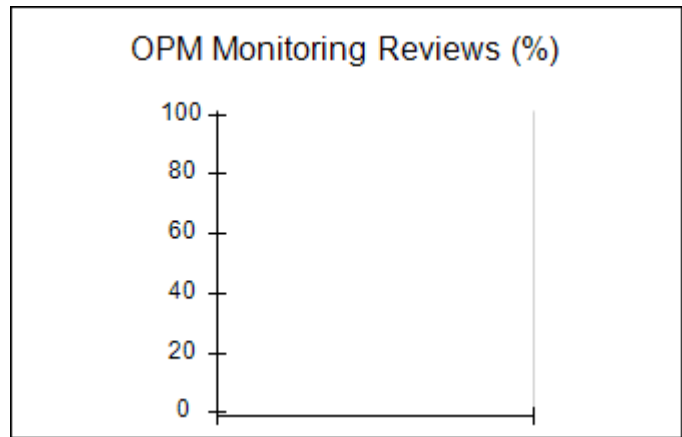
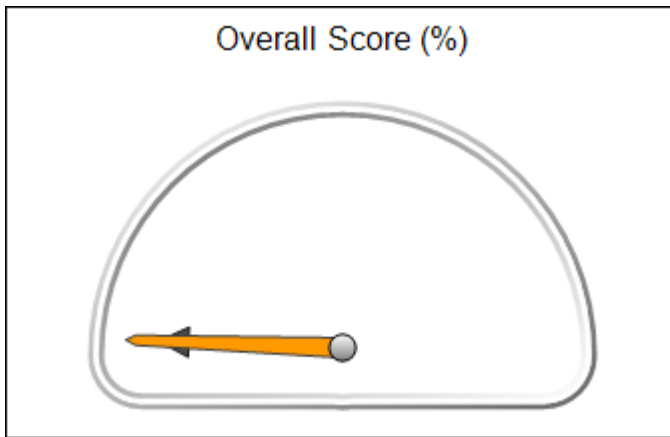
Child Protective Services Investigations and Dispositions	
The following investigations data, which is not used for scoring but is considered significant to a provider's performance, is from Georgia SHINES and is not considered final or complete until the end of the fiscal year.	
Total Reports:	0
Number Screened In:	0
Number Screened Out:	0
Number Substantiated:	0
Number Unsubstantiated:	0
Number Active CPS Investigations:	0



Performance-Based Placement Measures RBWO Provider GA+SCORECARD - ILP/TLP

Report Quarter: Q1 FY2021

▼ indicates average for all ILP/TLPs





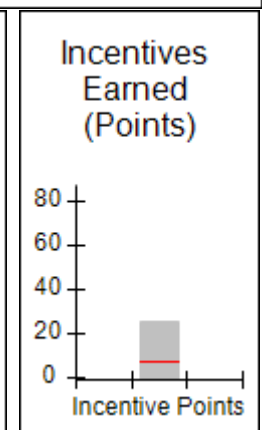
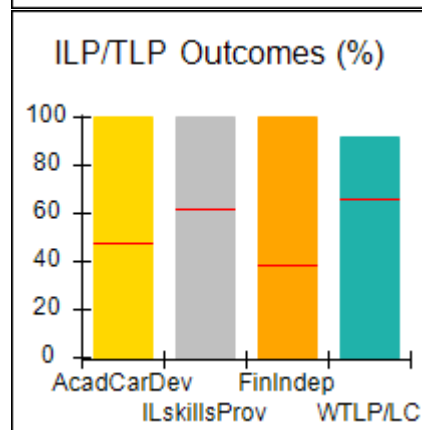
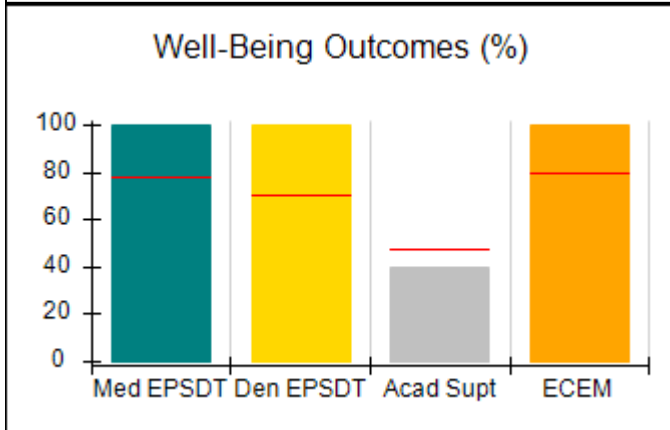
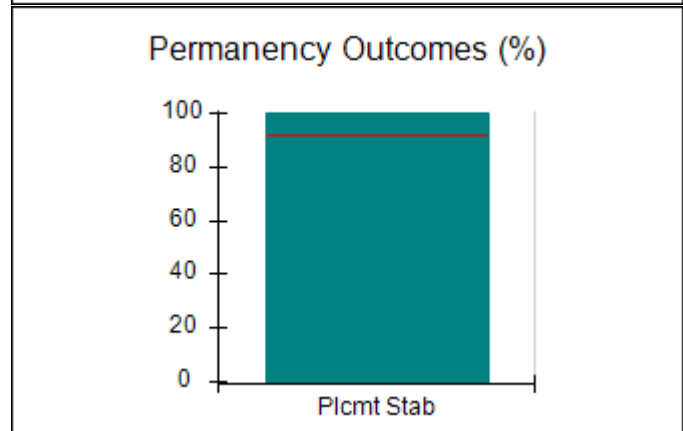
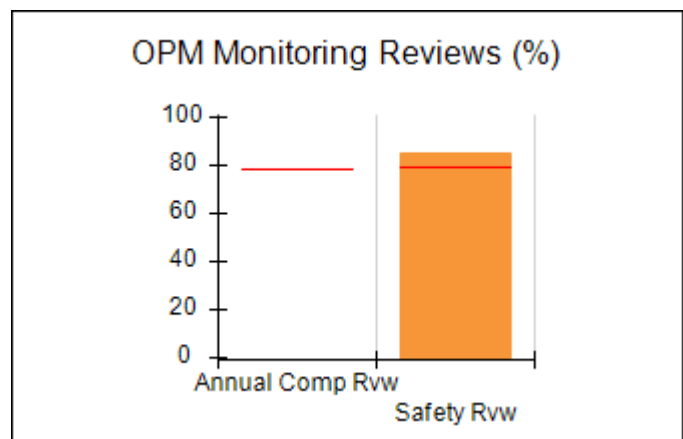
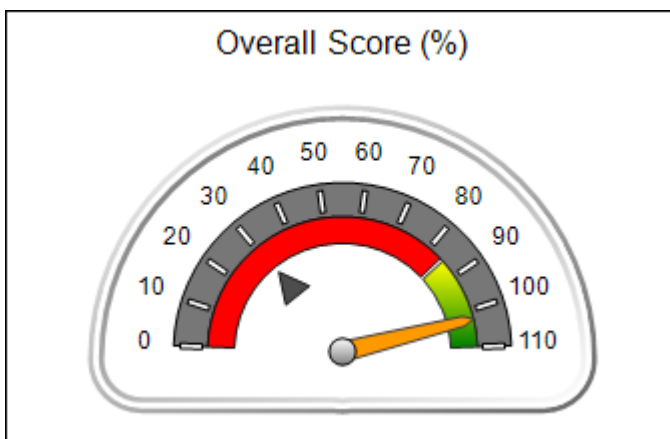
Performance-Based Placement Measures RBWO Provider GA+SCORECARD - ILP/TLP

Report Quarter: Q1 FY2021

Provider/Program Name: Northern Star Transitional Independent Living - JW Nix Rd (5406) - ILP			
298 JW Nix Rd., Dahlonega, GA 30533	Quarterly Scores (Grades)		Current Quarter Score (Grade)
Phone: 770-364-9319	Q1: 102.47 (A+)	Q2: (N/A)	102.47% (A+)
Vendor ID# 164164	Q3: (N/A)	Q4: (N/A)	
Program Census Information:	# Children in Care During Quarter: 4	# Placements During Quarter: 4	# Children in Care On Last Day: 4

Quarterly Provider Comparisons to All ILP/TLPs

▼ — indicates average for all ILP/TLPs





Performance-Based Placement Measures RBWO Provider GA+SCORECARD - ILP/TLP

Report Quarter: Q1 FY2021

Provider/Program Name: Northern Star Transitional Independent Living - JW Nix Rd (5406) - ILP				
298 JW Nix Rd., Dahlonega, GA 30533		Quarterly Scores (Grades)		Current Quarter Score (Grade)
Phone: 770-364-9319		Q1: 102.47 (A+)	Q2: (N/A)	102.47% (A+)
Vendor ID# 164164		Q3: (N/A)	Q4: (N/A)	
Program Census Information:		# Children in Care During Quarter: 4	# Placements During Quarter: 4	# Children in Care On Last Day: 4
	Avg Performance All ILP/TLPs (%)	Provider Performance (%)*	Possible Points (Weight)	Provider Points Earned
OPM Monitoring Reviews				
Annual Comprehensive Reviews	79%	Not Yet Conducted		
Safety Reviews	79%	85%	10	8.50
Monitoring Sub-Total			10	8.50
ILP/TLP Safety Outcomes				
Incidence of Maltreatment	0.00%	No Substantiated Reports		3.00
Staff Training/Foundations	95%	100%	5	5.00
Staff Safety Checks	73%	50%	5	2.50
Safety Sub-Total			13	10.50
ILP/TLP Permanency Outcomes				
Placement Stability	92%	100%	3	3.00
Permanency Sub-Total			3	3.00
ILP/TLP Well-Being Outcomes				
EPSDT Medical Visits	78%	100%	4	4.00
EPSDT Dental Visits	70%	100%	4	4.00
Academic Supports	47%	40%	2	0.80
Provider ECEM Visits	79%	100%	4	4.00
Placements with Siblings	12%	0%	Not Scored	Not Scored
Placements within Legal County	23%	33%	Not Scored	Not Scored
Well-Being Sub-Total			14	12.80
ILP/TLP Specialty Outcomes				
Academic/Career Development	47%	100%	10	10.00
Ind Living Skills Provision	62%	100%	15	15.00
Financial Independence	39%	100%	5	5.00
WTLP/Life Coach	66%	92%	15	13.80
Specialty Sub-Total			45	43.80
*Performance calculation descriptions can be found in the FY 2019 RBWO PBP Measurements and Standards Guide.				

Monitoring & Outcomes: Possible Points = 85	Points Earned = 78.60
--	------------------------------



Performance-Based Placement Measures
RBWO Provider GA+SCORECARD - ILP/TLP

Report Quarter: Q1 FY2021

Score Before Incentives Credit	92.47%
Incentives Awarded	10.00 pts
PBP Verification	N/A pts
Total Score	102.47%

Provider/Program Name: Northern Star Transitional Independent Living - JW Nix Rd (5406) - ILP

Program Census Information:		# Children in Care During Quarter: 4	# Placements During Quarter: 4	# Children in Care On Last Day: 4
ILP/TLP Incentive Credits	Avg Performance All ILP/TLPs (Points)	Provider Performance (%)*	Possible Points (Weight)	Provider Points Earned
No DOC Involvement		100%	5	5.00
Community Connections		100%	4	4.00
Positive Permanency Connections		75%	5	3.75
HS Grad/GED/Prof or Trade Certificate/College		N/A	10/5/5/1	10.00
Part-Time Employment with Medical Benefits		Not Eligible	10	
Living Arrangements at Discharge		Not Eligible	10	
Additional Academic Supports		20%	2	0.40
Additional IL Skills Provision		50%	5	2.50
Active Agency Accreditation		0%	4	0.00
Staff Clinical Licensure		0%	5	0.00
Incentives Total	7.45			25.65

*Performance calculation descriptions can be found in the FY 2019 RBWO PBP Measurements and Standards Guide.

Child Protective Services Investigations and Dispositions

The following investigations data, which is not used for scoring but is considered significant to a provider's performance, is from Georgia SHINES and is not considered final or complete until the end of the fiscal year.


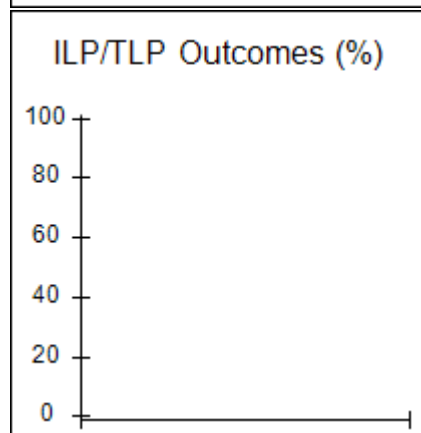

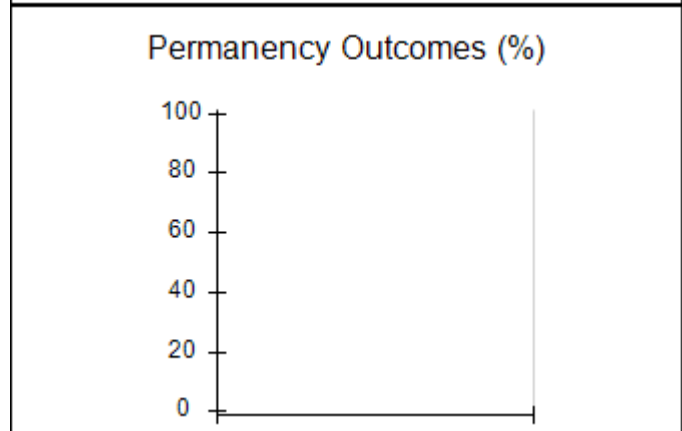
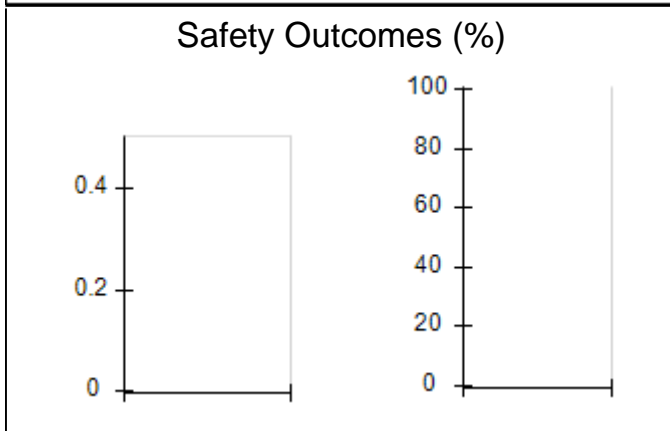
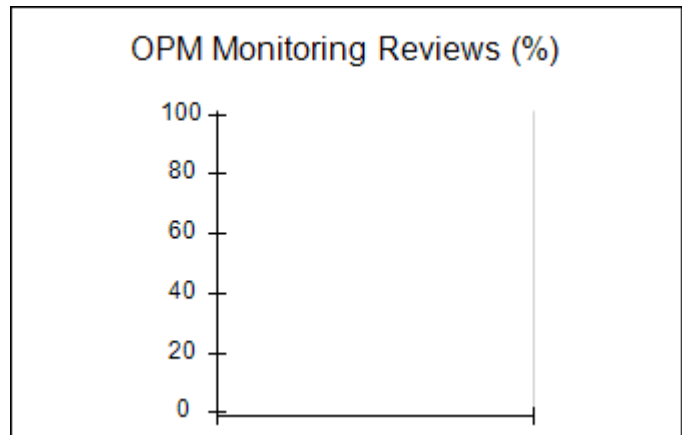
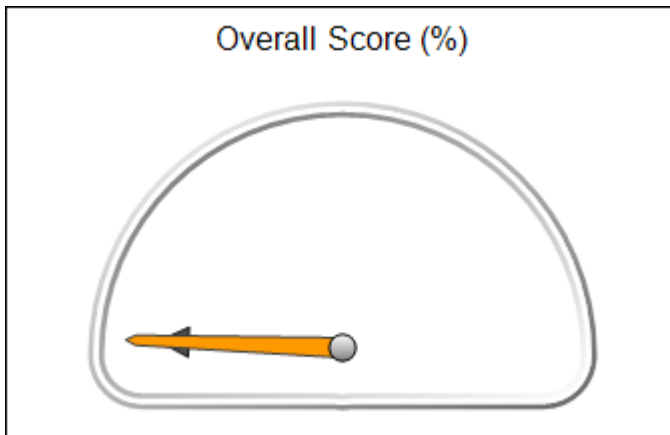
Total Reports:	0
Number Screened In:	0
Number Screened Out:	0
Number Substantiated:	0
Number Unsubstantiated:	0
Number Active CPS Investigations:	0



Performance-Based Placement Measures RBWO Provider GA+SCORECARD - ILP/TLP

Report Quarter: Q1 FY2021

▼ — indicates average for all ILP/TLPs






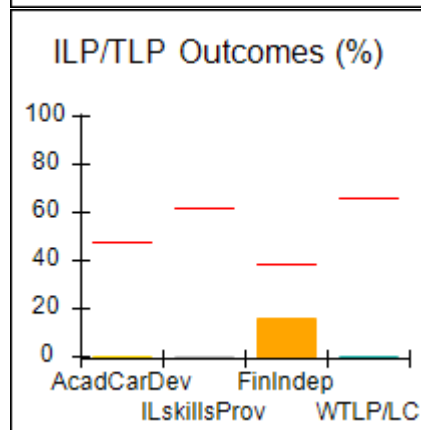
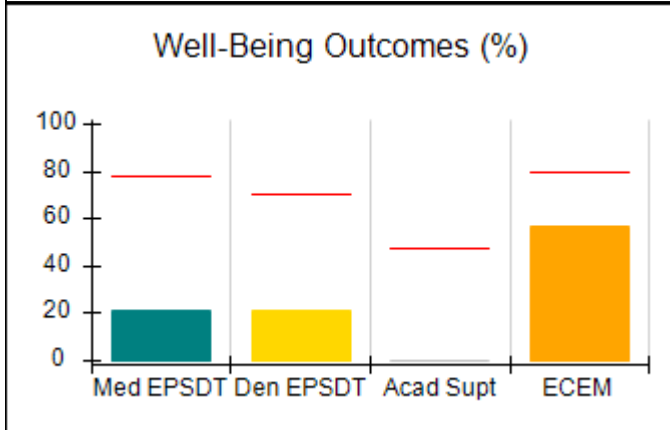
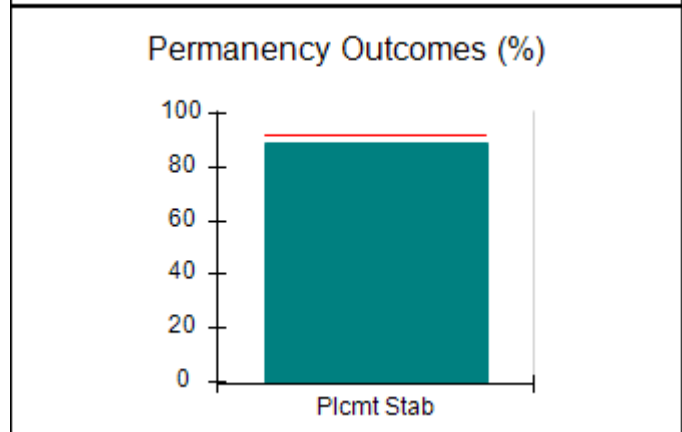
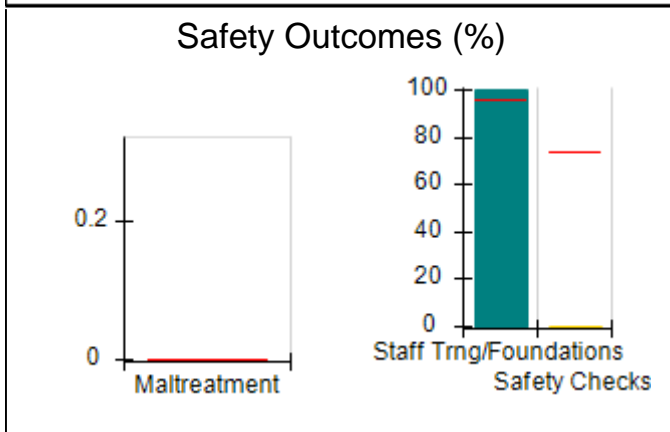
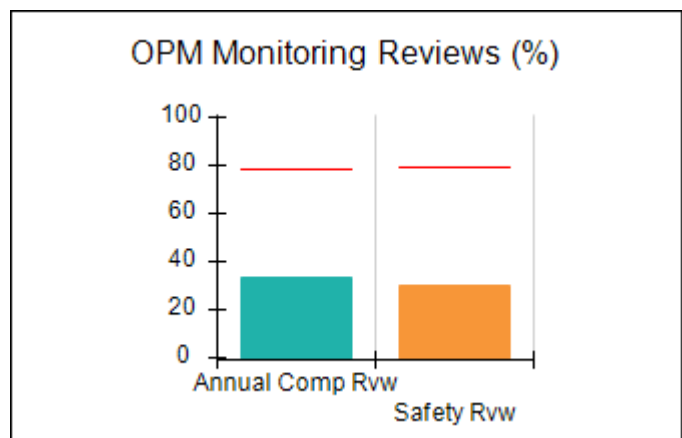
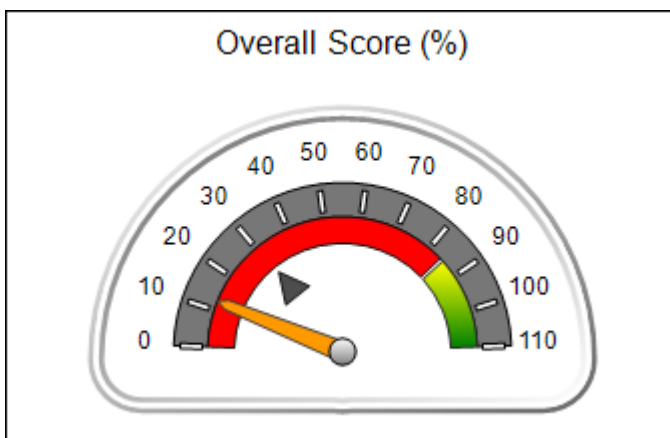
Performance-Based Placement Measures RBWO Provider GA+SCORECARD - ILP/TLP

Report Quarter: Q1 FY2021

Provider/Program Name: Phoenix International, Inc. - (5256) - ILP			
178 Moury Ave SW, Atlanta, GA 30315	Quarterly Scores (Grades)		Current Quarter Score (Grade)
Phone: 678-631-7473	Q1: 12.48 (F)	Q2: (N/A)	12.48% (F)
Vendor ID# 153026	Q3: (N/A)	Q4: (N/A)	
Program Census Information:	# Children in Care During Quarter: 18	# Placements During Quarter: 18	# Children in Care On Last Day: 13

Quarterly Provider Comparisons to All ILP/TLPs

▼ — indicates average for all ILP/TLPs





Performance-Based Placement Measures RBWO Provider GA+SCORECARD - ILP/TLP

Report Quarter: Q1 FY2021

Provider/Program Name: Phoenix International, Inc. - (5256) - ILP				
178 Moury Ave SW, Atlanta, GA 30315		Quarterly Scores (Grades)		Current Quarter Score (Grade)
Phone: 678-631-7473		Q1: 12.48 (F)	Q2: (N/A)	12.48% (F)
Vendor ID# 153026		Q3: (N/A)	Q4: (N/A)	
Program Census Information:		# Children in Care During Quarter: 18	# Placements During Quarter: 18	# Children in Care On Last Day: 13
	Avg Performance All ILP/TLPs (%)	Provider Performance (%)*	Possible Points (Weight)	Provider Points Earned
OPM Monitoring Reviews				
Annual Comprehensive Reviews	79%	33%	15	5.00
Safety Reviews	79%	30%	10	3.00
Monitoring Sub-Total			25	8.00
ILP/TLP Safety Outcomes				
Incidence of Maltreatment	0.00%	No Substantiated Reports	3	3.00
Staff Training/Foundations	95%	100%	5	5.00
Staff Safety Checks	73%	0%	5	0.00
Safety Sub-Total			13	8.00
ILP/TLP Permanency Outcomes				
Placement Stability	92%	89%	3	2.67
Permanency Sub-Total			3	2.67
ILP/TLP Well-Being Outcomes				
EPSDT Medical Visits	78%	21%	4	0.84
EPSDT Dental Visits	70%	21%	4	0.84
Academic Supports	47%	0%	2	0.00
Provider ECEM Visits	79%	57%	4	2.28
Placements with Siblings	12%	0%	Not Scored	Not Scored
Placements within Legal County	23%	75%	Not Scored	Not Scored
Well-Being Sub-Total			14	3.96
ILP/TLP Specialty Outcomes				
Academic/Career Development	47%	0%	10	0.00
Ind Living Skills Provision	62%	0%	15	0.00
Financial Independence	39%	16%	5	0.80
WTLP/Life Coach	66%	0%	15	0.00
Specialty Sub-Total			45	0.80

*Performance calculation descriptions can be found in the FY 2019 RBWO PBP Measurements and Standards Guide.

Monitoring & Outcomes: Possible Points = 100	Points Earned = 23.43
---	------------------------------



Performance-Based Placement Measures RBWO Provider GA+SCORECARD - ILP/TLP

Report Quarter: Q1 FY2021

Score Before Incentives Credit	23.43%
Incentives Awarded	00.85 pts
PBP Verification	-11.80 pts
Total Score	12.48%

Provider/Program Name: Phoenix International, Inc. - (5256) - ILP

Program Census Information:		# Children in Care During Quarter: 18	# Placements During Quarter: 18	# Children in Care On Last Day: 13
ILP/TLP Incentive Credits	Avg Performance All ILP/TLPs (Points)	Provider Performance (%)*	Possible Points (Weight)	Provider Points Earned
No DOC Involvement		17%	5	0.85
Community Connections		0%	4	0.00
Positive Permanency Connections		0%	5	0.00
HS Grad/GED/Prof or Trade Certificate/College		N/A	10/5/5/1	
Part-Time Employment with Medical Benefits		0%	10	0.00
Living Arrangements at Discharge		0%	10	0.00
Additional Academic Supports		0%	2	0.00
Additional IL Skills Provision		0%	5	0.00
Active Agency Accreditation		0%	4	0.00
Staff Clinical Licensure		0%	5	0.00
Incentives Total	7.45			0.85

*Performance calculation descriptions can be found in the FY 2019 RBWO PBP Measurements and Standards Guide.

Child Protective Services Investigations and Dispositions

The following investigations data, which is not used for scoring but is considered significant to a provider's performance, is from Georgia SHINES and is not considered final or complete until the end of the fiscal year.

Total Reports:	0	
Number Screened In:	0	
Number Screened Out:	0	
Number Substantiated:	0	
Number Unsubstantiated:	0	
Number Active CPS Investigations:	0	



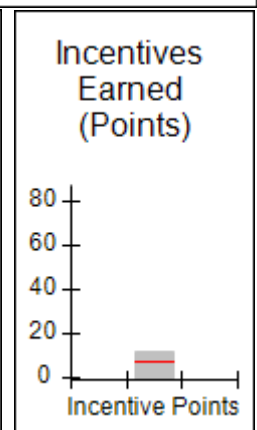
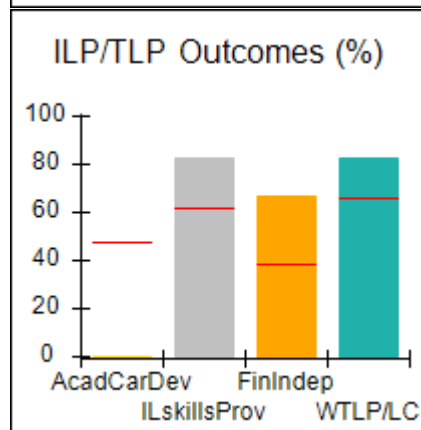
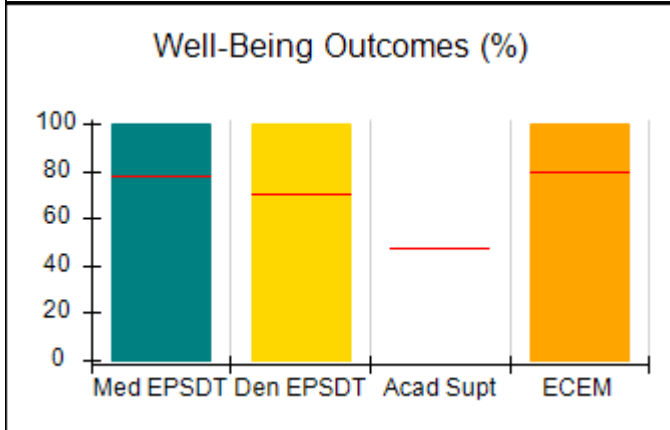
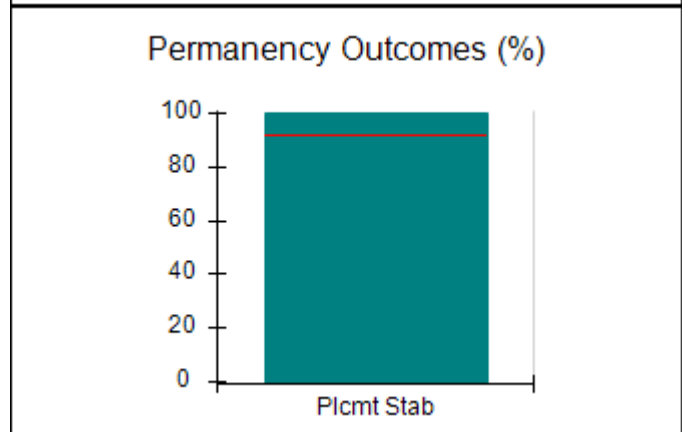
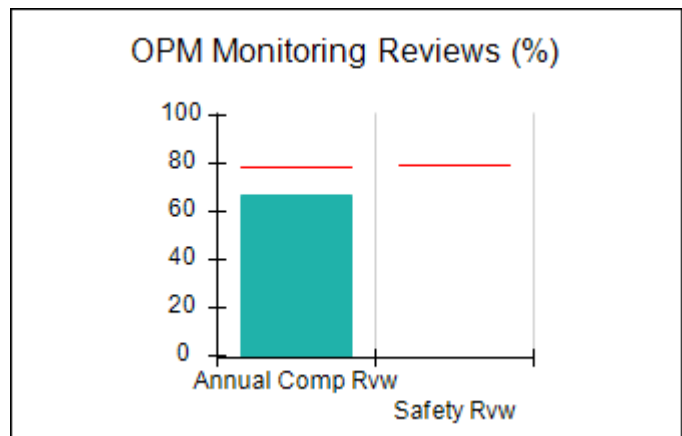
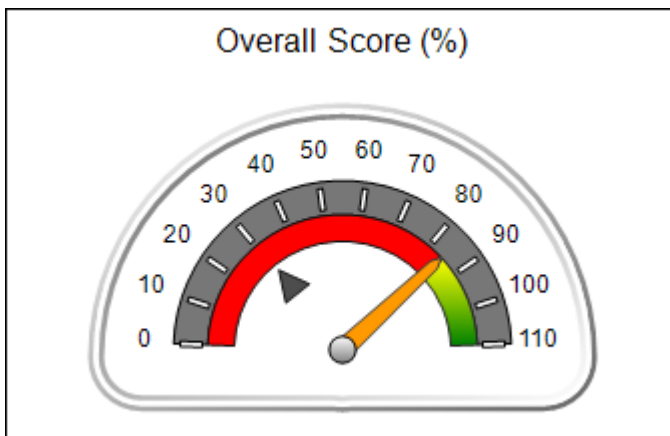
Performance-Based Placement Measures RBWO Provider GA+SCORECARD - ILP/TLP

Report Quarter: Q1 FY2021

Provider/Program Name: Positive Growth - Clarkston ILP (5239) - ILP			
977 Smith St., Clarkston, GA 30021	Quarterly Scores (Grades)		Current Quarter Score (Grade)
Phone: 404-292-6420	Q1: 84.47 (B)	Q2: (N/A)	84.47% (B)
Vendor ID# 143219	Q3: (N/A)	Q4: (N/A)	
Program Census Information:	# Children in Care During Quarter: 2	# Placements During Quarter: 2	# Children in Care On Last Day: 2

Quarterly Provider Comparisons to All ILP/TLPs

▼ — indicates average for all ILP/TLPs





Performance-Based Placement Measures
RBWO Provider GA+SCORECARD - ILP/TLP

Report Quarter: Q1 FY2021

Provider/Program Name: Positive Growth - Clarkston ILP (5239) - ILP				
977 Smith St., Clarkston, GA 30021		Quarterly Scores (Grades)		Current Quarter Score (Grade)
Phone: 404-292-6420		Q1: 84.47 (B)	Q2: (N/A)	84.47% (B)
Vendor ID# 143219		Q3: (N/A)	Q4: (N/A)	
Program Census Information:		# Children in Care During Quarter: 2	# Placements During Quarter: 2	# Children in Care On Last Day: 2
	Avg Performance All ILP/TLPs (%)	Provider Performance (%)*	Possible Points (Weight)	Provider Points Earned
OPM Monitoring Reviews				
Annual Comprehensive Reviews	79%	67%	15	10.07
Safety Reviews	79%	Not Yet Conducted		
Monitoring Sub-Total			15	10.07
ILP/TLP Safety Outcomes				
Incidence of Maltreatment	0.00%	Not Eligible		
Staff Training/Foundations	95%	100%	6.5	6.50
Staff Safety Checks	73%	80%	6.5	5.20
Safety Sub-Total			13	11.70
ILP/TLP Permanency Outcomes				
Placement Stability	92%	100%	3	3.00
Permanency Sub-Total			3	3.00
ILP/TLP Well-Being Outcomes				
EPSDT Medical Visits	78%	100%	4.7	4.67
EPSDT Dental Visits	70%	100%	4.7	4.67
Academic Supports	47%	Not Eligible		
Provider ECEM Visits	79%	100%	4.7	4.67
Placements with Siblings	12%	Not Eligible	Not Scored	Not Scored
Placements within Legal County	23%	Not Eligible	Not Scored	Not Scored
Well-Being Sub-Total			14	14.00
ILP/TLP Specialty Outcomes				
Academic/Career Development	47%	0%	10	0.00
Ind Living Skills Provision	62%	83%	15	12.45
Financial Independence	39%	67%	5	3.35
WTLP/Life Coach	66%	83%	15	12.45
Specialty Sub-Total			45	28.25

*Performance calculation descriptions can be found in the FY 2019 RBWO PBP Measurements and Standards Guide.

Monitoring & Outcomes: Possible Points = 95	Points Earned = 67.02
Score Before Incentives Credit	
74.47%	



Performance-Based Placement Measures
RBWO Provider GA+SCORECARD - ILP/TLP

Report Quarter: Q1 FY2021

Incentives Awarded	10.00 pts
PBP Verification	N/A pts
Total Score	84.47%

Provider/Program Name: Positive Growth - Clarkston ILP (5239) - ILP

Program Census Information:		# Children in Care During Quarter: 2	# Placements During Quarter: 2	# Children in Care On Last Day: 2
ILP/TLP Incentive Credits	Avg Performance All ILP/TLPs (Points)	Provider Performance (%)*	Possible Points (Weight)	Provider Points Earned
No DOC Involvement		67%	5	3.35
Community Connections		100%	4	4.00
Positive Permanency Connections		50%	5	2.50
HS Grad/GED/Prof or Trade Certificate/College		N/A	10/5/5/1	
Part-Time Employment with Medical Benefits		Not Eligible	10	
Living Arrangements at Discharge		Not Eligible	10	
Additional Academic Supports		Not Eligible	2	
Additional IL Skills Provision		0%	5	0.00
Active Agency Accreditation		50%	4	2.00
Staff Clinical Licensure		0%	5	0.00
Incentives Total	7.45			11.85

*Performance calculation descriptions can be found in the FY 2019 RBWO PBP Measurements and Standards Guide.

Child Protective Services Investigations and Dispositions

The following investigations data, which is not used for scoring but is considered significant to a provider's performance, is from Georgia SHINES and is not considered final or complete until the end of the fiscal year.

Total Reports:	0
Number Screened In:	0
Number Screened Out:	0
Number Substantiated:	0
Number Unsubstantiated:	0
Number Active CPS Investigations:	0



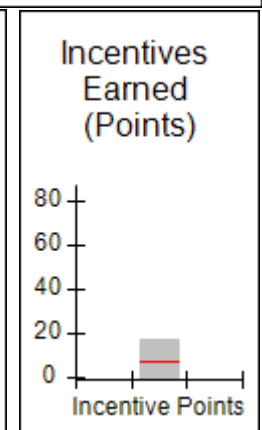
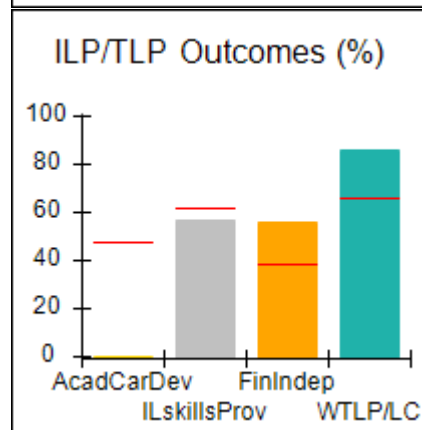
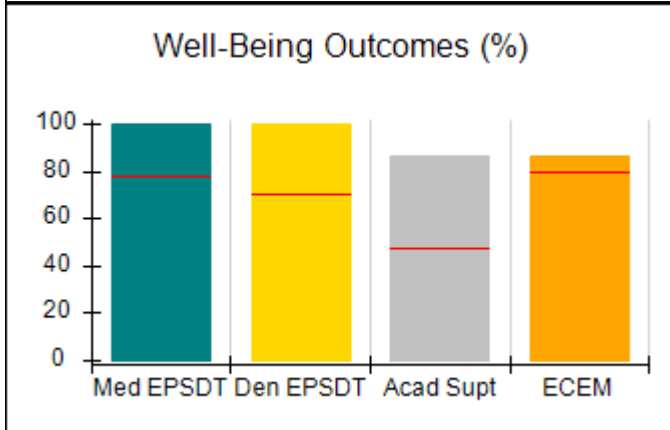
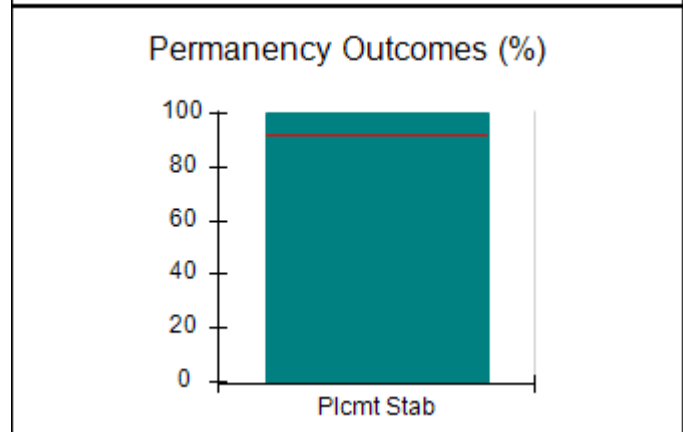
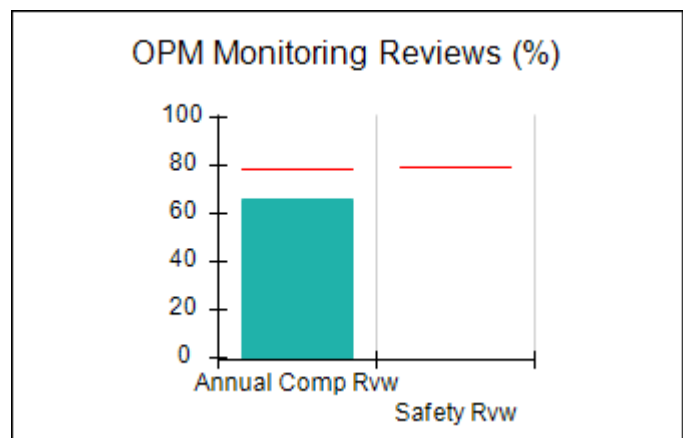
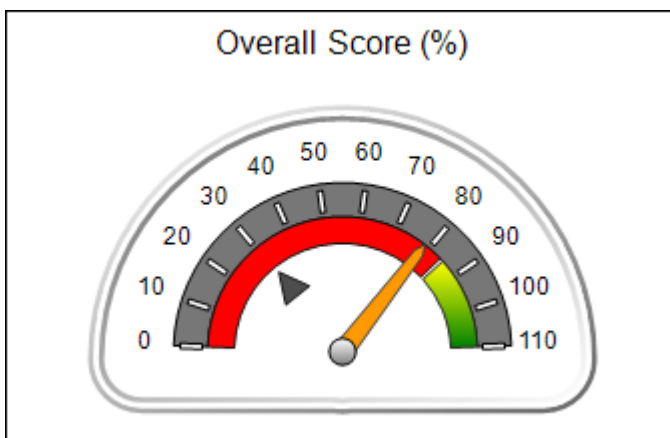
Performance-Based Placement Measures RBWO Provider GA+SCORECARD - ILP/TLP

Report Quarter: Q1 FY2021

Provider/Program Name: Positive Growth - Ponce de Leon Ave. II (955) - TLP			
4050 E Ponce de Leon Avenue, Clarkston, GA 30021	Quarterly Scores (Grades)		Current Quarter Score (Grade)
Phone: 404 292-6420	Q1: 78.56 (C+)	Q2: (N/A)	78.56% (C+)
Vendor ID# 71783	Q3: (N/A)	Q4: (N/A)	
Program Census Information:	# Children in Care During Quarter: 4	# Placements During Quarter: 4	# Children in Care On Last Day: 2

Quarterly Provider Comparisons to All ILP/TLPs

▼ — indicates average for all ILP/TLPs





Performance-Based Placement Measures RBWO Provider GA+SCORECARD - ILP/TLP

Report Quarter: Q1 FY2021

Provider/Program Name: Positive Growth - Ponce de Leon Ave. II (955) - TLP				
4050 E Ponce de Leon Avenue, Clarkston, GA 30021		Quarterly Scores (Grades)		Current Quarter Score (Grade)
Phone: 404 292-6420		Q1: 78.56 (C+)	Q2: (N/A)	78.56% (C+)
Vendor ID# 71783		Q3: (N/A)	Q4: (N/A)	
Program Census Information:		# Children in Care During Quarter: 4	# Placements During Quarter: 4	# Children in Care On Last Day: 2
	Avg Performance All ILP/TLPs (%)	Provider Performance (%)*	Possible Points (Weight)	Provider Points Earned
OPM Monitoring Reviews				
Annual Comprehensive Reviews	79%	66%	15	9.94
Safety Reviews	79%	Not Yet Conducted		
Monitoring Sub-Total			15	9.94
ILP/TLP Safety Outcomes				
Incidence of Maltreatment	0.00%	No Substantiated Reports	3	3.00
Staff Training/Foundations	95%	100%	5	5.00
Staff Safety Checks	73%	67%	5	3.35
Safety Sub-Total			13	11.35
ILP/TLP Permanency Outcomes				
Placement Stability	92%	100%	3	3.00
Permanency Sub-Total			3	3.00
ILP/TLP Well-Being Outcomes				
EPSDT Medical Visits	78%	100%	4	4.00
EPSDT Dental Visits	70%	100%	4	4.00
Academic Supports	47%	86%	2	1.72
Provider ECEM Visits	79%	86%	4	3.44
Placements with Siblings	12%	0%	Not Scored	Not Scored
Placements within Legal County	23%	0%	Not Scored	Not Scored
Well-Being Sub-Total			14	13.16
ILP/TLP Specialty Outcomes				
Academic/Career Development	47%	0%	10	0.00
Ind Living Skills Provision	62%	57%	15	8.55
Financial Independence	39%	56%	5	2.80
WTLP/Life Coach	66%	86%	15	12.90
Specialty Sub-Total			45	24.25
*Performance calculation descriptions can be found in the FY 2019 RBWO PBP Measurements and Standards Guide.				

Monitoring & Outcomes: Possible Points = 95	Points Earned = 61.70
--	------------------------------



Performance-Based Placement Measures RBWO Provider GA+SCORECARD - ILP/TLP

Report Quarter: Q1 FY2021

Score Before Incentives Credit	68.56%
Incentives Awarded	10.00 pts
PBP Verification	N/A pts
Total Score	78.56%

Provider/Program Name: Positive Growth - Ponce de Leon Ave. II (955) - TLP

Program Census Information:		# Children in Care During Quarter: 4	# Placements During Quarter: 4	# Children in Care On Last Day: 2
ILP/TLP Incentive Credits	Avg Performance All ILP/TLPs (Points)	Provider Performance (%)*	Possible Points (Weight)	Provider Points Earned
No DOC Involvement		71%	5	3.55
Community Connections		100%	4	4.00
Positive Permanency Connections		100%	5	5.00
HS Grad/GED/Prof or Trade Certificate/College		N/A	10/5/5/1	
Part-Time Employment with Medical Benefits		0%	10	0.00
Living Arrangements at Discharge		0%	10	0.00
Additional Academic Supports		86%	2	1.72
Additional IL Skills Provision		14%	5	0.70
Active Agency Accreditation		50%	4	2.00
Staff Clinical Licensure		0%	5	0.00
Incentives Total	7.45			16.97

*Performance calculation descriptions can be found in the FY 2019 RBWO PBP Measurements and Standards Guide.

Child Protective Services Investigations and Dispositions

The following investigations data, which is not used for scoring but is considered significant to a provider's performance, is from Georgia SHINES and is not considered final or complete until the end of the fiscal year.


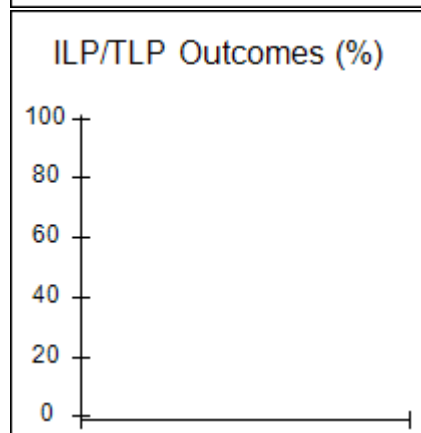

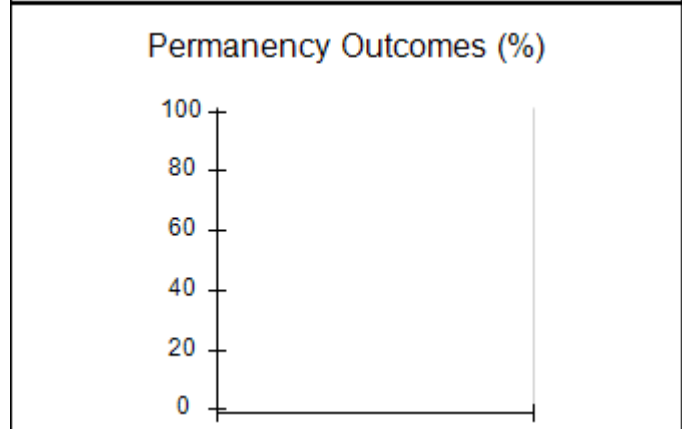
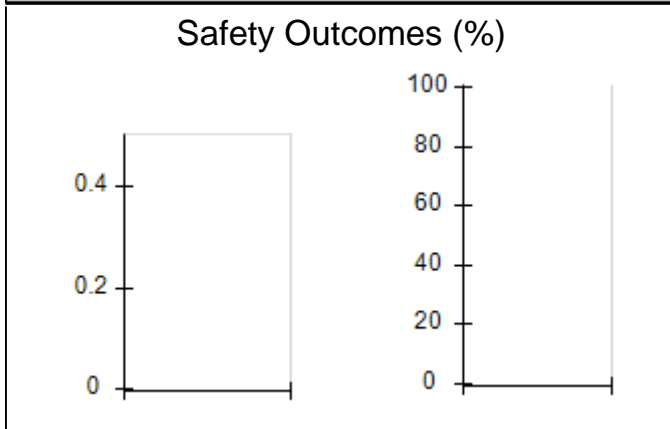
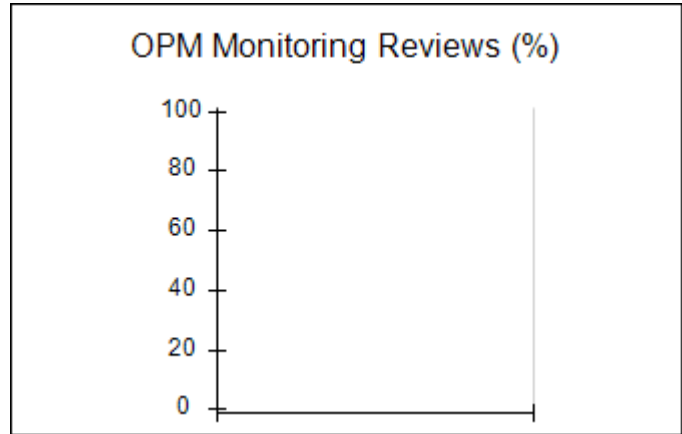
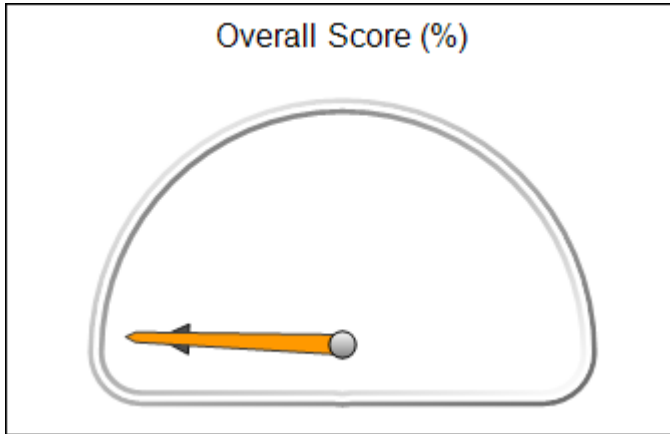
Total Reports:	0	
Number Screened In:	0	
Number Screened Out:	0	
Number Substantiated:	0	
Number Unsubstantiated:	0	
Number Active CPS Investigations:	0	



Performance-Based Placement Measures RBWO Provider GA+SCORECARD - ILP/TLP

Report Quarter: Q1 FY2021

▼ — indicates average for all ILP/TLPs






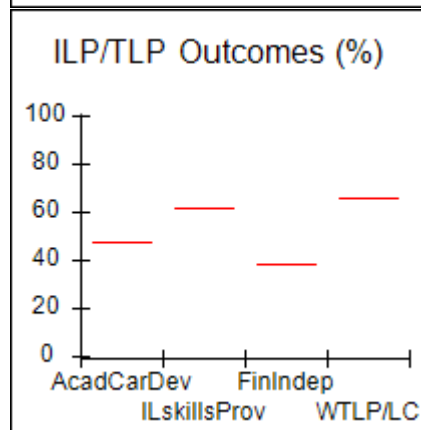
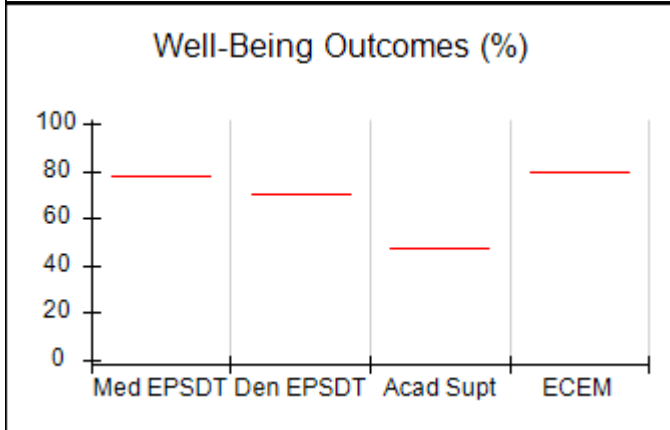
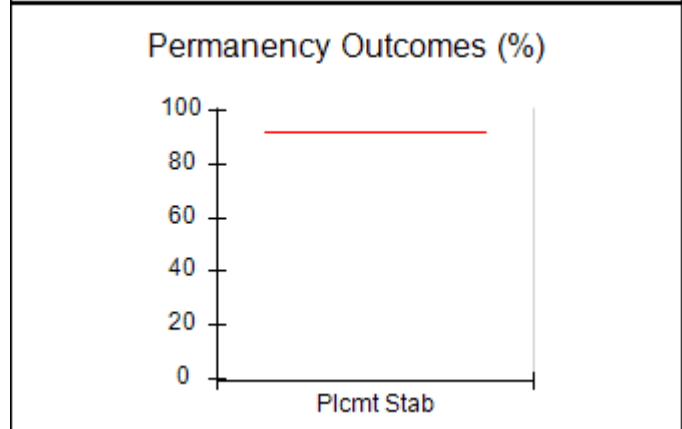
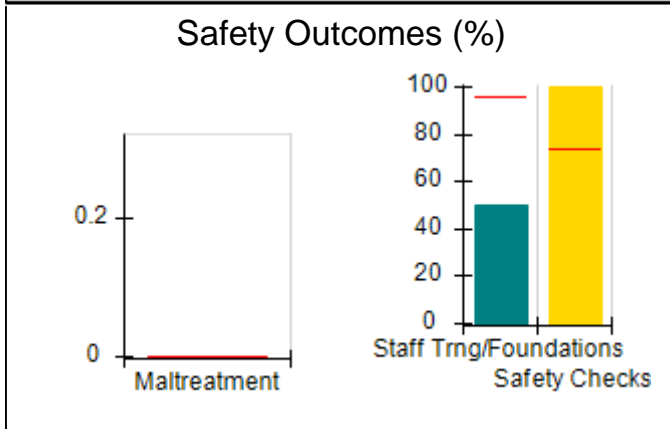
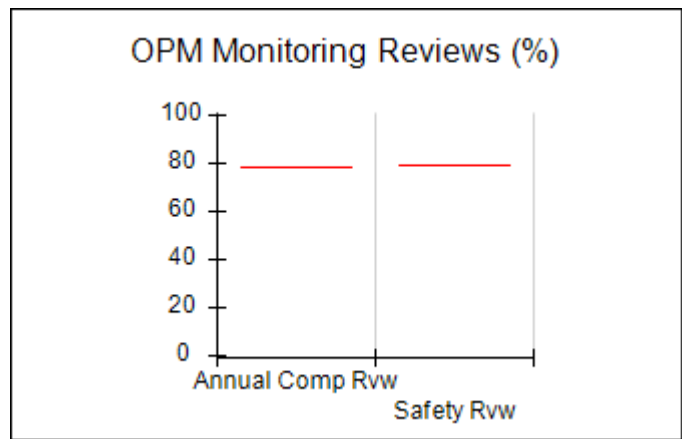
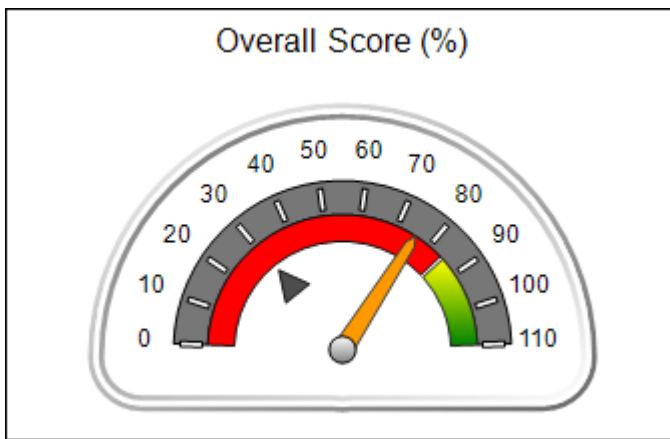
Performance-Based Placement Measures RBWO Provider GA+SCORECARD - ILP/TLP

Report Quarter: Q1 FY2021

Provider/Program Name: R & R Global, LLC - (5418) - ILP			
337 S. Milledge Ave., Athens, GA 30605	Quarterly Scores (Grades)		Current Quarter Score (Grade)
Phone: 678-481-4770	Q1: 75.50 (C)	Q2: (N/A)	75.50% (C)
Vendor ID# 166376	Q3: (N/A)	Q4: (N/A)	
Program Census Information:	# Children in Care During Quarter: 0	# Placements During Quarter: 0	# Children in Care On Last Day: 0

Quarterly Provider Comparisons to All ILP/TLPs

▼ — indicates average for all ILP/TLPs





Performance-Based Placement Measures
RBWO Provider GA+SCORECARD - ILP/TLP

Report Quarter: Q1 FY2021

Provider/Program Name: R & R Global, LLC - (5418) - ILP				
337 S. Milledge Ave., Athens, GA 30605		Quarterly Scores (Grades)		Current Quarter Score (Grade)
Phone: 678-481-4770		Q1: 75.50 (C)	Q2: (N/A)	75.50% (C)
Vendor ID# 166376		Q3: (N/A)	Q4: (N/A)	
Program Census Information:		# Children in Care During Quarter: 0	# Placements During Quarter: 0	# Children in Care On Last Day: 0
	Avg Performance All ILP/TLPs (%)	Provider Performance (%)*	Possible Points (Weight)	Provider Points Earned
OPM Monitoring Reviews				
Annual Comprehensive Reviews	79%	Not Yet Conducted		
Safety Reviews	79%	Not Yet Conducted		
Monitoring Sub-Total				0.00
ILP/TLP Safety Outcomes				
Incidence of Maltreatment	0.00%	Not Eligible		
Staff Training/Foundations	95%	50%	6.5	3.25
Staff Safety Checks	73%	100%	6.5	6.50
Safety Sub-Total			13	9.75
ILP/TLP Permanency Outcomes				
Placement Stability	92%	Not Eligible		
Permanency Sub-Total			N/A	
ILP/TLP Well-Being Outcomes				
EPSDT Medical Visits	78%	Not Eligible		
EPSDT Dental Visits	70%	Not Eligible		
Academic Supports	47%	Not Eligible		
Provider ECEM Visits	79%	Not Eligible		
Placements with Siblings	12%	Not Eligible	Not Scored	Not Scored
Placements within Legal County	23%	Not Eligible	Not Scored	Not Scored
Well-Being Sub-Total			N/A	
ILP/TLP Specialty Outcomes				
Academic/Career Development	47%	Not Eligible		
Ind Living Skills Provision	62%	Not Eligible		
Financial Independence	39%	Not Eligible		
WTLP/Life Coach	66%	Not Eligible		
Specialty Sub-Total			N/A	
*Performance calculation descriptions can be found in the FY 2019 RBWO PBP Measurements and Standards Guide.				

Monitoring & Outcomes: Possible Points = 13	Points Earned = 09.75
Score Before Incentives Credit	75.00%



Performance-Based Placement Measures
RBWO Provider GA+SCORECARD - ILP/TLP

Report Quarter: Q1 FY2021

Incentives Awarded	00.50 pts
PBP Verification	N/A pts
Total Score	75.50%

Provider/Program Name: R & R Global, LLC - (5418) - ILP

Program Census Information:		# Children in Care During Quarter: 0	# Placements During Quarter: 0	# Children in Care On Last Day: 0
ILP/TLP Incentive Credits	Avg Performance All ILP/TLPs (Points)	Provider Performance (%)*	Possible Points (Weight)	Provider Points Earned
No DOC Involvement		Not Eligible	5	
Community Connections		Not Eligible	4	
Positive Permanency Connections		Not Eligible	5	
HS Grad/GED/Prof or Trade Certificate/College		N/A	10/5/5/1	
Part-Time Employment with Medical Benefits		Not Eligible	10	
Living Arrangements at Discharge		Not Eligible	10	
Additional Academic Supports		Not Eligible	2	
Additional IL Skills Provision		Not Eligible	5	
Active Agency Accreditation		0%	4	0.00
Staff Clinical Licensure		10%	5	0.50
Incentives Total	7.45			0.50

*Performance calculation descriptions can be found in the FY 2019 RBWO PBP Measurements and Standards Guide.

Child Protective Services Investigations and Dispositions

The following investigations data, which is not used for scoring but is considered significant to a provider's performance, is from Georgia SHINES and is not considered final or complete until the end of the fiscal year.

Total Reports:	0
Number Screened In:	0
Number Screened Out:	0
Number Substantiated:	0
Number Unsubstantiated:	0
Number Active CPS Investigations:	0



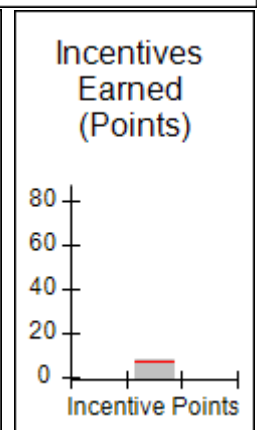
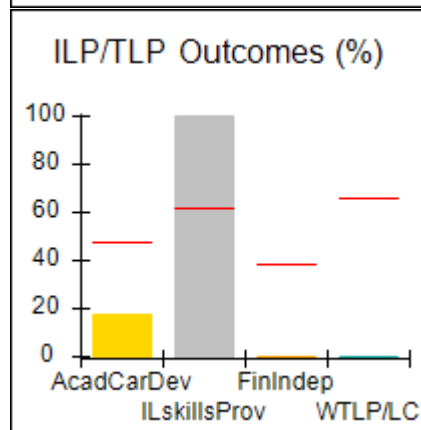
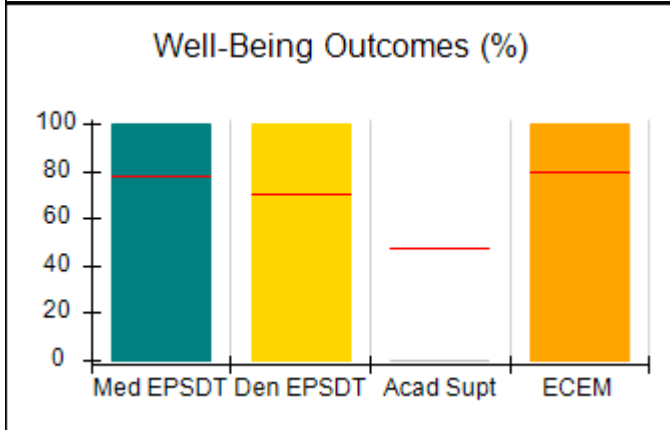
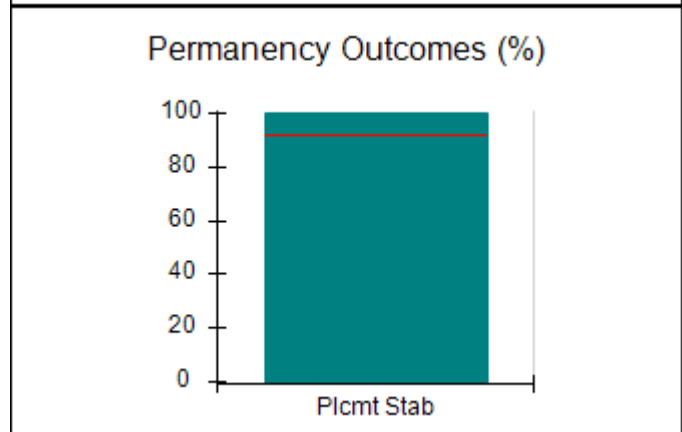
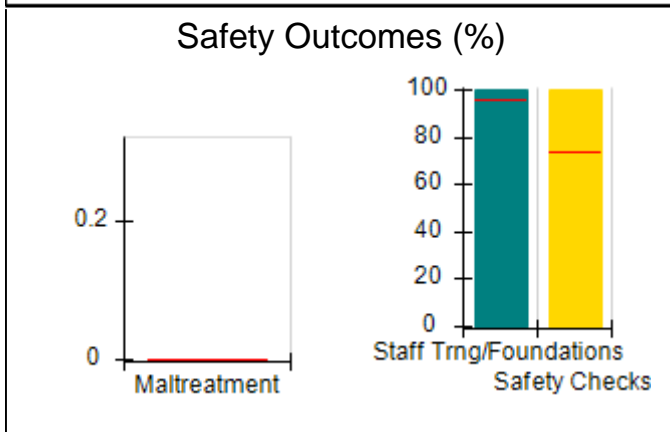
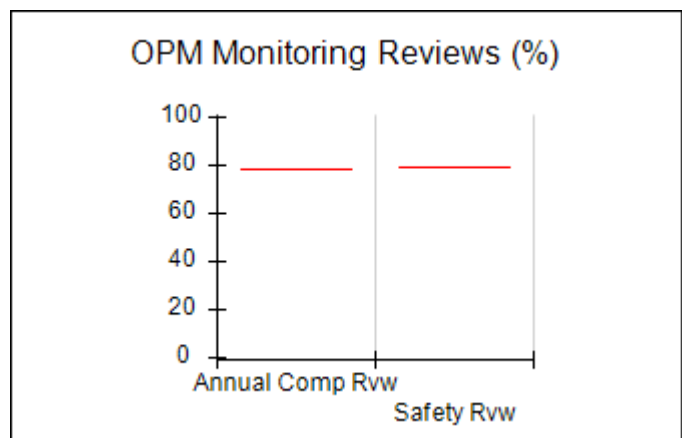
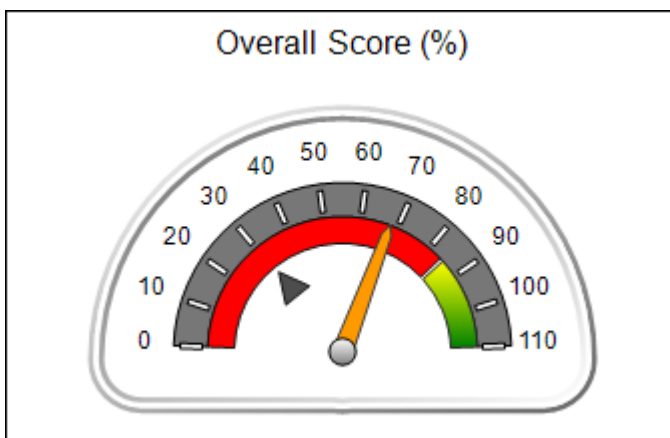
Performance-Based Placement Measures RBWO Provider GA+SCORECARD - ILP/TLP

Report Quarter: Q1 FY2021

Provider/Program Name: Riley's Village Inc. - (5419) - ILP			
202 Bradley Street , Carrollton, GA 30117	Quarterly Scores (Grades)		Current Quarter Score (Grade)
Phone: 770-743-7720	Q1: 67.95 (D+)	Q2: (N/A)	67.95% (D+)
Vendor ID# 166576	Q3: (N/A)	Q4: (N/A)	
Program Census Information:	# Children in Care During Quarter: 2	# Placements During Quarter: 2	# Children in Care On Last Day: 2

Quarterly Provider Comparisons to All ILP/TLPs

▼ — indicates average for all ILP/TLPs





Performance-Based Placement Measures RBWO Provider GA+SCORECARD - ILP/TLP

Report Quarter: Q1 FY2021

Provider/Program Name: Riley's Village Inc. - (5419) - ILP				
202 Bradley Street , Carrollton, GA 30117		Quarterly Scores (Grades)		Current Quarter Score (Grade)
Phone: 770-743-7720		Q1: 67.95 (D+)	Q2: (N/A)	67.95% (D+)
Vendor ID# 166576		Q3: (N/A)	Q4: (N/A)	
Program Census Information:		# Children in Care During Quarter: 2	# Placements During Quarter: 2	# Children in Care On Last Day: 2
	Avg Performance All ILP/TLPs (%)	Provider Performance (%)*	Possible Points (Weight)	Provider Points Earned
OPM Monitoring Reviews				
Annual Comprehensive Reviews	79%	Not Yet Conducted		
Safety Reviews	79%	Not Yet Conducted		
Monitoring Sub-Total				0.00
ILP/TLP Safety Outcomes				
Incidence of Maltreatment	0.00%	Not Eligible		
Staff Training/Foundations	95%	100%	6.5	6.50
Staff Safety Checks	73%	100%	6.5	6.50
Safety Sub-Total			13	13.00
ILP/TLP Permanency Outcomes				
Placement Stability	92%	100%	3	3.00
Permanency Sub-Total			3	3.00
ILP/TLP Well-Being Outcomes				
EPSDT Medical Visits	78%	100%	4	4.00
EPSDT Dental Visits	70%	100%	4	4.00
Academic Supports	47%	0%	2	0.00
Provider ECEM Visits	79%	100%	4	4.00
Placements with Siblings	12%	Not Eligible	Not Scored	Not Scored
Placements within Legal County	23%	Not Eligible	Not Scored	Not Scored
Well-Being Sub-Total			14	12.00
ILP/TLP Specialty Outcomes				
Academic/Career Development	47%	17%	10	1.70
Ind Living Skills Provision	62%	100%	15	15.00
Financial Independence	39%	0%	5	0.00
WTLP/Life Coach	66%	0%	15	0.00
Specialty Sub-Total			45	16.70
*Performance calculation descriptions can be found in the FY 2019 RBWO PBP Measurements and Standards Guide.				

Monitoring & Outcomes: Possible Points = 80	Points Earned = 44.70
Score Before Incentives Credit	
59.60%	



Performance-Based Placement Measures
RBWO Provider GA+SCORECARD - ILP/TLP

Report Quarter: Q1 FY2021

Incentives Awarded	08.35 pts
PBP Verification	N/A pts
Total Score	67.95%

Provider/Program Name: Riley's Village Inc. - (5419) - ILP

Program Census Information:		# Children in Care During Quarter: 2	# Placements During Quarter: 2	# Children in Care On Last Day: 2
ILP/TLP Incentive Credits	Avg Performance All ILP/TLPs (Points)	Provider Performance (%)*	Possible Points (Weight)	Provider Points Earned
No DOC Involvement		67%	5	3.35
Community Connections		0%	4	0.00
Positive Permanency Connections		0%	5	0.00
HS Grad/GED/Prof or Trade Certificate/College		N/A	10/5/5/1	
Part-Time Employment with Medical Benefits		Not Eligible	10	
Living Arrangements at Discharge		Not Eligible	10	
Additional Academic Supports		0%	2	0.00
Additional IL Skills Provision		100%	5	5.00
Active Agency Accreditation		0%	4	0.00
Staff Clinical Licensure		0%	5	0.00
Incentives Total	7.45			8.35

*Performance calculation descriptions can be found in the FY 2019 RBWO PBP Measurements and Standards Guide.

Child Protective Services Investigations and Dispositions

The following investigations data, which is not used for scoring but is considered significant to a provider's performance, is from Georgia SHINES and is not considered final or complete until the end of the fiscal year.

Total Reports:	0
Number Screened In:	0
Number Screened Out:	0
Number Substantiated:	0
Number Unsubstantiated:	0
Number Active CPS Investigations:	0



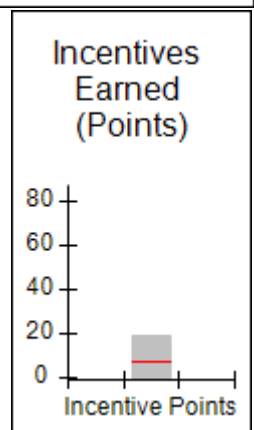
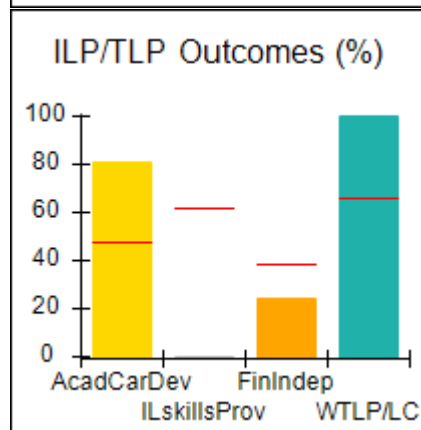
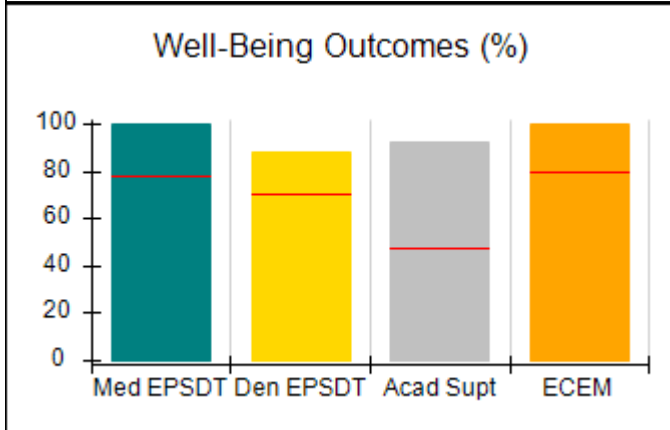
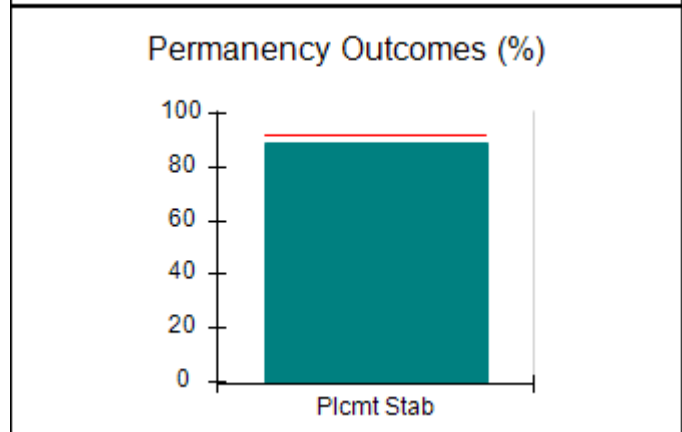
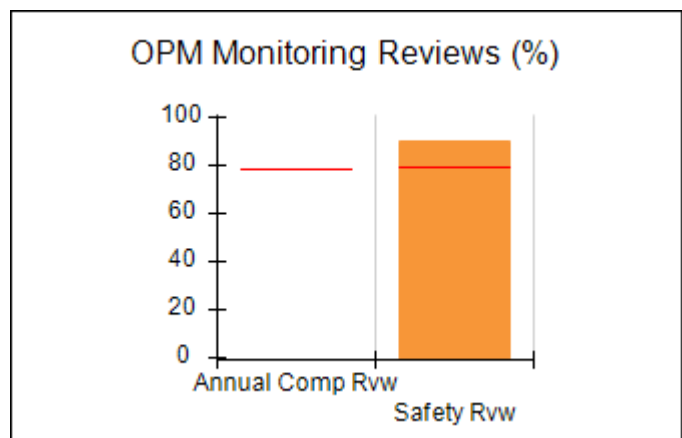
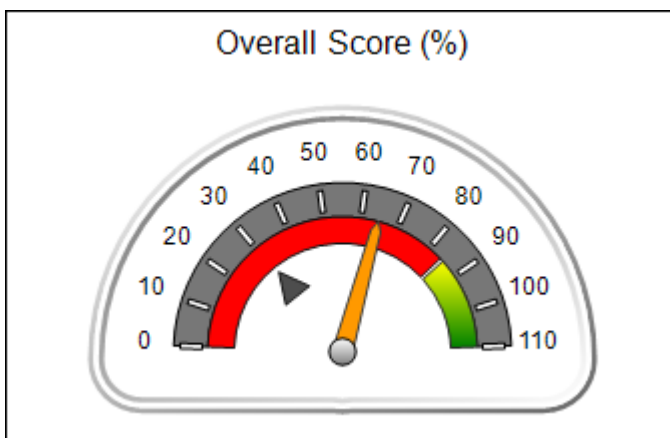
Performance-Based Placement Measures RBWO Provider GA+SCORECARD - ILP/TLP

Report Quarter: Q1 FY2021

Provider/Program Name: Rosaleana's Community Development Center Inc. - (5270) - ILP			
3350 Mount Gilead , Atlanta, GA 30311	Quarterly Scores (Grades)		Current Quarter Score (Grade)
Phone: 404-863-7444	Q1: 64.64 (D)	Q2: (N/A)	64.64% (D)
Vendor ID# 95869	Q3: (N/A)	Q4: (N/A)	
Program Census Information:	# Children in Care During Quarter: 9	# Placements During Quarter: 9	# Children in Care On Last Day: 3

Quarterly Provider Comparisons to All ILP/TLPs

▼ — indicates average for all ILP/TLPs





Performance-Based Placement Measures RBWO Provider GA+SCORECARD - ILP/TLP

Report Quarter: Q1 FY2021

Provider/Program Name: Rosaleana's Community Development Center Inc. - (5270) - ILP				
3350 Mount Gilead , Atlanta, GA 30311		Quarterly Scores (Grades)		Current Quarter Score (Grade)
Phone: 404-863-7444		Q1: 64.64 (D)	Q2: (N/A)	64.64% (D)
Vendor ID# 95869		Q3: (N/A)	Q4: (N/A)	
Program Census Information:		# Children in Care During Quarter: 9	# Placements During Quarter: 9	# Children in Care On Last Day: 3
	Avg Performance All ILP/TLPs (%)	Provider Performance (%)*	Possible Points (Weight)	Provider Points Earned
OPM Monitoring Reviews				
Annual Comprehensive Reviews	79%	Not Yet Conducted		
Safety Reviews	79%	90%	10	9.00
Monitoring Sub-Total			10	9.00
ILP/TLP Safety Outcomes				
Incidence of Maltreatment	0.00%	No Substantiated Reports	3	3.00
Staff Training/Foundations	95%	67%	5	3.35
Staff Safety Checks	73%	67%	5	3.35
Safety Sub-Total			13	9.70
ILP/TLP Permanency Outcomes				
Placement Stability	92%	89%	3	2.67
Permanency Sub-Total			3	2.67
ILP/TLP Well-Being Outcomes				
EPSDT Medical Visits	78%	100%	4	4.00
EPSDT Dental Visits	70%	88%	4	3.52
Academic Supports	47%	92%	2	1.84
Provider ECEM Visits	79%	100%	4	4.00
Placements with Siblings	12%	0%	Not Scored	Not Scored
Placements within Legal County	23%	100%	Not Scored	Not Scored
Well-Being Sub-Total			14	13.36
ILP/TLP Specialty Outcomes				
Academic/Career Development	47%	81%	10	8.10
Ind Living Skills Provision	62%	0%	15	0.00
Financial Independence	39%	24%	5	1.20
WTLP/Life Coach	66%	100%	15	15.00
Specialty Sub-Total			45	24.30
*Performance calculation descriptions can be found in the FY 2019 RBWO PBP Measurements and Standards Guide.				

Monitoring & Outcomes: Possible Points = 85	Points Earned = 59.03
--	------------------------------



Performance-Based Placement Measures
RBWO Provider GA+SCORECARD - ILP/TLP

Report Quarter: Q1 FY2021

Score Before Incentives Credit	69.45%
Incentives Awarded	10.00 pts
PBP Verification	-14.81 pts
Total Score	64.64%

Provider/Program Name: Rosaleana's Community Development Center Inc. - (5270) - ILP

Program Census Information:		# Children in Care During Quarter: 9	# Placements During Quarter: 9	# Children in Care On Last Day: 3
ILP/TLP Incentive Credits	Avg Performance All ILP/TLPs (Points)	Provider Performance (%)*	Possible Points (Weight)	Provider Points Earned
No DOC Involvement		100%	5	5.00
Community Connections		100%	4	4.00
Positive Permanency Connections		0%	5	0.00
HS Grad/GED/Prof or Trade Certificate/College		N/A	10/5/5/1	
Part-Time Employment with Medical Benefits		0%	10	0.00
Living Arrangements at Discharge		100%	10	10.00
Additional Academic Supports		0%	2	0.00
Additional IL Skills Provision		0%	5	0.00
Active Agency Accreditation		0%	4	0.00
Staff Clinical Licensure		0%	5	0.00
Incentives Total	7.45			19.00

*Performance calculation descriptions can be found in the FY 2019 RBWO PBP Measurements and Standards Guide.

Child Protective Services Investigations and Dispositions

The following investigations data, which is not used for scoring but is considered significant to a provider's performance, is from Georgia SHINES and is not considered final or complete until the end of the fiscal year.

Total Reports:	0
Number Screened In:	0
Number Screened Out:	0
Number Substantiated:	0
Number Unsubstantiated:	0
Number Active CPS Investigations:	0



Performance-Based Placement Measures RBWO Provider GA+SCORECARD - ILP/TLP


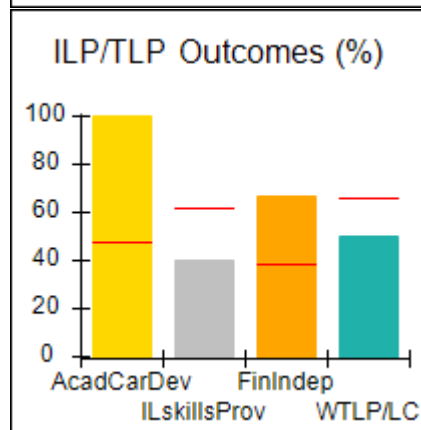
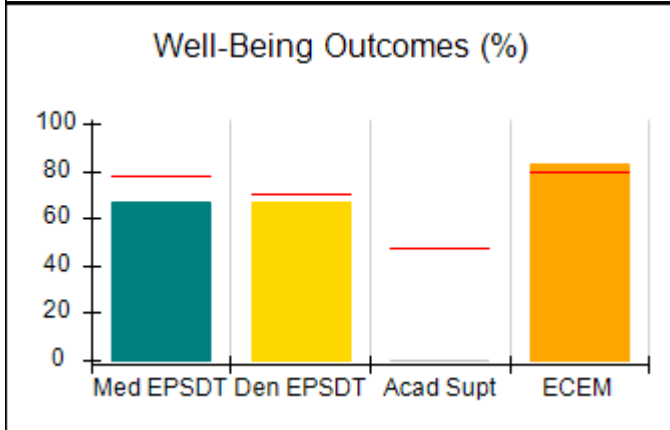
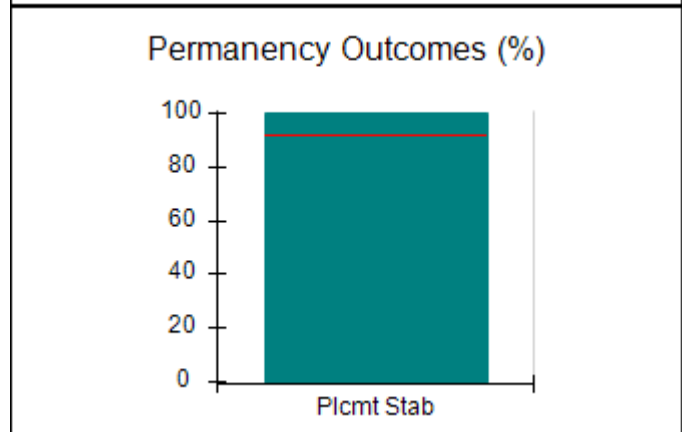
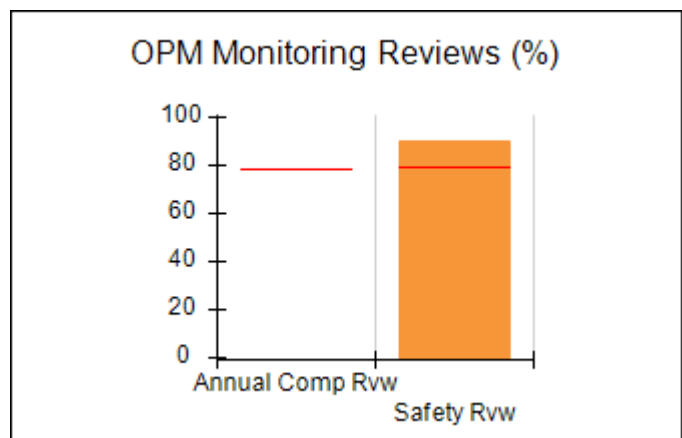
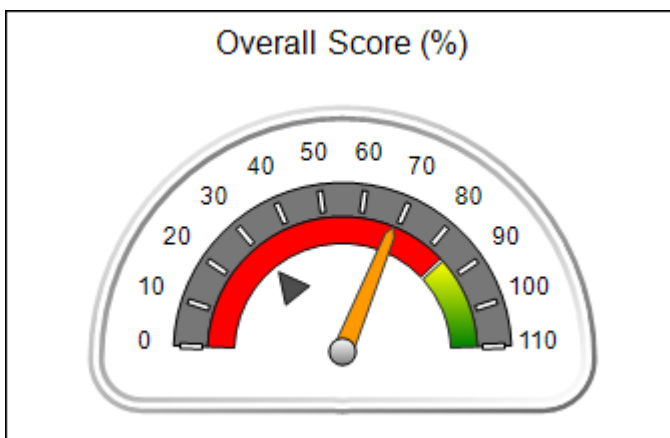
Report Quarter: Q1 FY2021

Provider/Program Name: Safe Harbor Children's Center, Inc. - Hamer House (5398) - TLP

2016 Atlanta Ave., Brunswick, GA 31520	Quarterly Scores (Grades)		Current Quarter Score (Grade)
Phone: 9122758480	Q1: 68.81 (D+)	Q2: (N/A)	68.81% (D+)
Vendor ID# 163580	Q3: (N/A)	Q4: (N/A)	
Program Census Information:	# Children in Care During Quarter: 3	# Placements During Quarter: 3	# Children in Care On Last Day: 2

Quarterly Provider Comparisons to All ILP/TLPs

▼ — indicates average for all ILP/TLPs





Performance-Based Placement Measures RBWO Provider GA+SCORECARD - ILP/TLP

Report Quarter: Q1 FY2021

Provider/Program Name: Safe Harbor Children's Center, Inc. - Hamer House (5398) - TLP				
2016 Atlanta Ave., Brunswick, GA 31520		Quarterly Scores (Grades)		Current Quarter Score (Grade)
Phone: 9122758480		Q1: 68.81 (D+)	Q2: (N/A)	68.81% (D+)
Vendor ID# 163580		Q3: (N/A)	Q4: (N/A)	
Program Census Information:		# Children in Care During Quarter: 3	# Placements During Quarter: 3	# Children in Care On Last Day: 2
	Avg Performance All ILP/TLPs (%)	Provider Performance (%)*	Possible Points (Weight)	Provider Points Earned
OPM Monitoring Reviews				
Annual Comprehensive Reviews	79%	Not Yet Conducted		
Safety Reviews	79%	90%	10	9.00
Monitoring Sub-Total			10	9.00
ILP/TLP Safety Outcomes				
Incidence of Maltreatment	0.00%	No Substantiated Reports	3	3.00
Staff Training/Foundations	95%	100%	5	5.00
Staff Safety Checks	73%	89%	5	4.45
Safety Sub-Total			13	12.45
ILP/TLP Permanency Outcomes				
Placement Stability	92%	100%	3	3.00
Permanency Sub-Total			3	3.00
ILP/TLP Well-Being Outcomes				
EPSDT Medical Visits	78%	67%	4	2.68
EPSDT Dental Visits	70%	67%	4	2.68
Academic Supports	47%	0%	2	0.00
Provider ECEM Visits	79%	83%	4	3.32
Placements with Siblings	12%	0%	Not Scored	Not Scored
Placements within Legal County	23%	100%	Not Scored	Not Scored
Well-Being Sub-Total			14	8.68
ILP/TLP Specialty Outcomes				
Academic/Career Development	47%	100%	10	10.00
Ind Living Skills Provision	62%	40%	15	6.00
Financial Independence	39%	67%	5	3.35
WTLP/Life Coach	66%	50%	15	7.50
Specialty Sub-Total			45	26.85

*Performance calculation descriptions can be found in the FY 2019 RBWO PBP Measurements and Standards Guide.

Monitoring & Outcomes: Possible Points = 85	Points Earned = 59.98
--	------------------------------



Performance-Based Placement Measures RBWO Provider GA+SCORECARD - ILP/TLP

Report Quarter: Q1 FY2021

Score Before Incentives Credit	70.56%
Incentives Awarded	10.00 pts
PBP Verification	-11.75 pts
Total Score	68.81%

Provider/Program Name: Safe Harbor Children's Center, Inc. - Hamer House (5398) - TLP

Program Census Information:		# Children in Care During Quarter: 3	# Placements During Quarter: 3	# Children in Care On Last Day: 2
ILP/TLP Incentive Credits	Avg Performance All ILP/TLPs (Points)	Provider Performance (%)*	Possible Points (Weight)	Provider Points Earned
No DOC Involvement		100%	5	5.00
Community Connections		0%	4	0.00
Positive Permanency Connections		Not Eligible	5	
HS Grad/GED/Prof or Trade Certificate/College		N/A	10/5/5/1	10.00
Part-Time Employment with Medical Benefits		0%	10	0.00
Living Arrangements at Discharge		0%	10	0.00
Additional Academic Supports		0%	2	0.00
Additional IL Skills Provision		0%	5	0.00
Active Agency Accreditation		0%	4	0.00
Staff Clinical Licensure		0%	5	0.00
Incentives Total	7.45			15.00

*Performance calculation descriptions can be found in the FY 2019 RBWO PBP Measurements and Standards Guide.

Child Protective Services Investigations and Dispositions	
<p>The following investigations data, which is not used for scoring but is considered significant to a provider's performance, is from Georgia SHINES and is not considered final or complete until the end of the fiscal year.</p>	
Total Reports:	0
Number Screened In:	0
Number Screened Out:	0
Number Substantiated:	0
Number Unsubstantiated:	0
Number Active CPS Investigations:	0




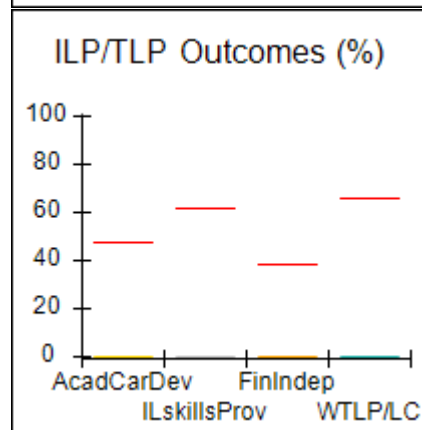
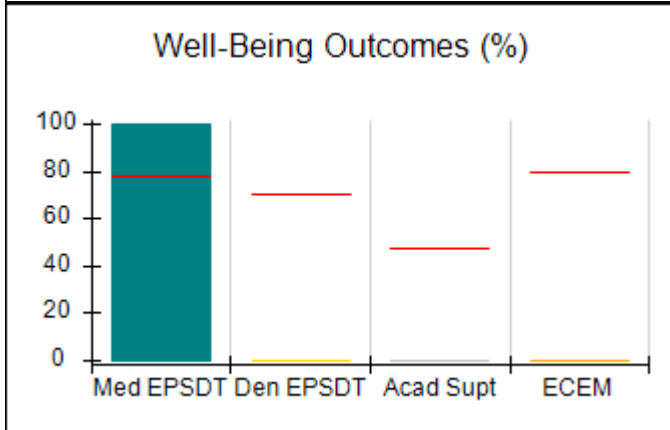
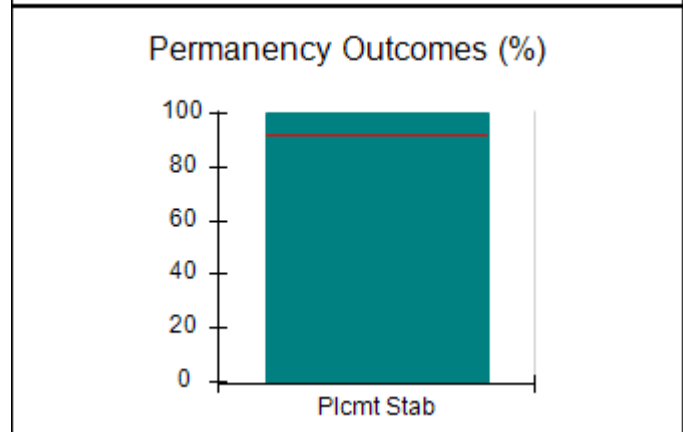
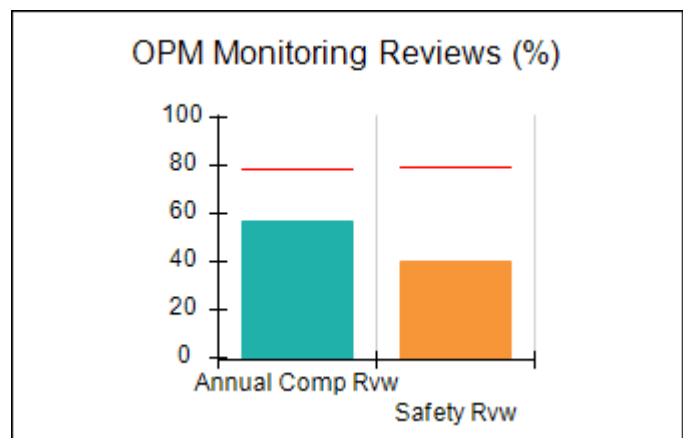
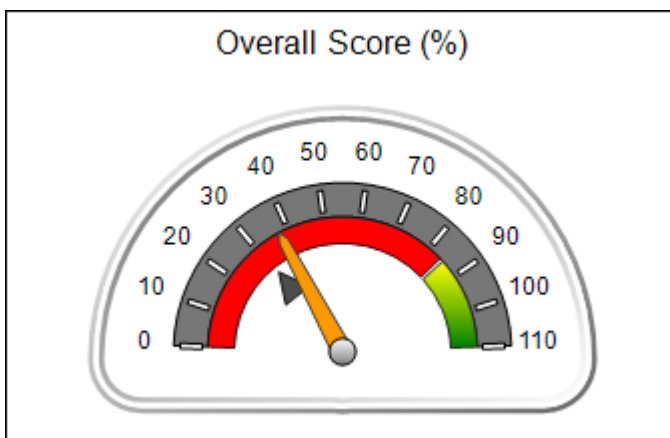
Performance-Based Placement Measures RBWO Provider GA+SCORECARD - ILP/TLP

Report Quarter: Q1 FY2021

Provider/Program Name: Serenity House of Atlanta Ministries Inc. - (5353) - ILP			
60 Bethea Way, Covington, GA 30016	Quarterly Scores (Grades)		Current Quarter Score (Grade)
Phone: 678-231-4002	Q1: 37.46 (F)	Q2: (N/A)	37.46% (F)
Vendor ID# 159741	Q3: (N/A)	Q4: (N/A)	
Program Census Information:	# Children in Care During Quarter: 1	# Placements During Quarter: 1	# Children in Care On Last Day: 1

Quarterly Provider Comparisons to All ILP/TLPs

▼ — indicates average for all ILP/TLPs





Performance-Based Placement Measures RBWO Provider GA+SCORECARD - ILP/TLP

Report Quarter: Q1 FY2021

Provider/Program Name: Serenity House of Atlanta Ministries Inc. - (5353) - ILP				
60 Bethea Way, Covington, GA 30016		Quarterly Scores (Grades)		Current Quarter Score (Grade)
Phone: 678-231-4002		Q1: 37.46 (F)	Q2: (N/A)	37.46% (F)
Vendor ID# 159741		Q3: (N/A)	Q4: (N/A)	
Program Census Information:		# Children in Care During Quarter: 1	# Placements During Quarter: 1	# Children in Care On Last Day: 1
	Avg Performance All ILP/TLPs (%)	Provider Performance (%)*	Possible Points (Weight)	Provider Points Earned
OPM Monitoring Reviews				
Annual Comprehensive Reviews	79%	56%	15	8.46
Safety Reviews	79%	40%	10	4.00
Monitoring Sub-Total			25	12.46
ILP/TLP Safety Outcomes				
Incidence of Maltreatment	0.00%	Not Eligible		
Staff Training/Foundations	95%	100%	6.5	6.50
Staff Safety Checks	73%	100%	6.5	6.50
Safety Sub-Total			13	13.00
ILP/TLP Permanency Outcomes				
Placement Stability	92%	100%	3	3.00
Permanency Sub-Total			3	3.00
ILP/TLP Well-Being Outcomes				
EPSDT Medical Visits	78%	100%	4	4.00
EPSDT Dental Visits	70%	0%	4	0.00
Academic Supports	47%	0%	2	0.00
Provider ECEM Visits	79%	0%	4	0.00
Placements with Siblings	12%	Not Eligible	Not Scored	Not Scored
Placements within Legal County	23%	Not Eligible	Not Scored	Not Scored
Well-Being Sub-Total			14	4.00
ILP/TLP Specialty Outcomes				
Academic/Career Development	47%	0%	10	0.00
Ind Living Skills Provision	62%	0%	15	0.00
Financial Independence	39%	0%	5	0.00
WTLP/Life Coach	66%	0%	15	0.00
Specialty Sub-Total			45	0.00
*Performance calculation descriptions can be found in the FY 2019 RBWO PBP Measurements and Standards Guide.				

Monitoring & Outcomes: Possible Points = 100	Points Earned = 32.46
Score Before Incentives Credit	32.46%



Performance-Based Placement Measures
RBWO Provider GA+SCORECARD - ILP/TLP

Report Quarter: Q1 FY2021

Incentives Awarded	05.00 pts
PBP Verification	N/A pts
Total Score	37.46%

Provider/Program Name: Serenity House of Atlanta Ministries Inc. - (5353) - ILP

Program Census Information:		# Children in Care During Quarter: 1	# Placements During Quarter: 1	# Children in Care On Last Day: 1
ILP/TLP Incentive Credits	Avg Performance All ILP/TLPs (Points)	Provider Performance (%)*	Possible Points (Weight)	Provider Points Earned
No DOC Involvement		0%	5	0.00
Community Connections		0%	4	0.00
Positive Permanency Connections		100%	5	5.00
HS Grad/GED/Prof or Trade Certificate/College		N/A	10/5/5/1	
Part-Time Employment with Medical Benefits		Not Eligible	10	
Living Arrangements at Discharge		Not Eligible	10	
Additional Academic Supports		0%	2	0.00
Additional IL Skills Provision		0%	5	0.00
Active Agency Accreditation		0%	4	0.00
Staff Clinical Licensure		0%	5	0.00
Incentives Total	7.45			5.00

*Performance calculation descriptions can be found in the FY 2019 RBWO PBP Measurements and Standards Guide.

Child Protective Services Investigations and Dispositions

The following investigations data, which is not used for scoring but is considered significant to a provider's performance, is from Georgia SHINES and is not considered final or complete until the end of the fiscal year.

Total Reports:	0
Number Screened In:	0
Number Screened Out:	0
Number Substantiated:	0
Number Unsubstantiated:	0
Number Active CPS Investigations:	0




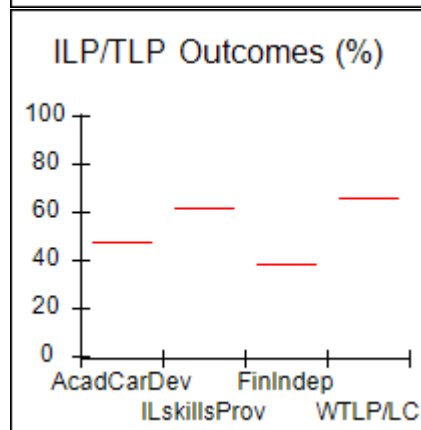
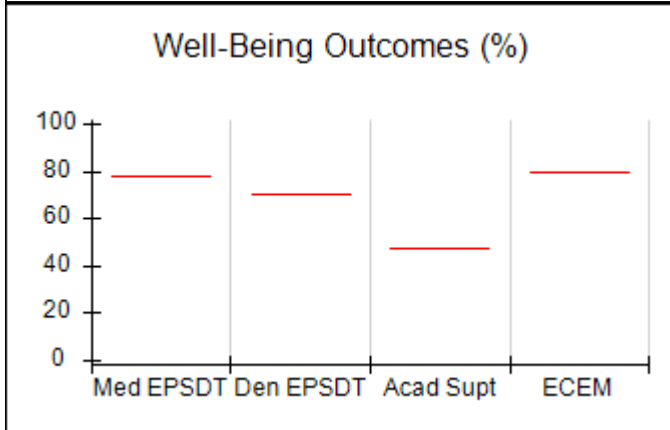
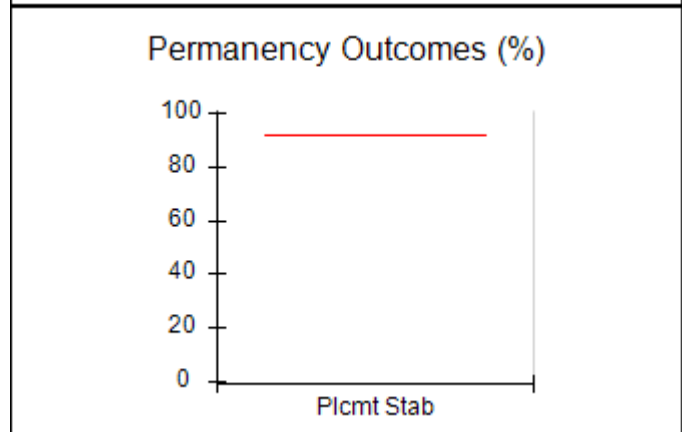
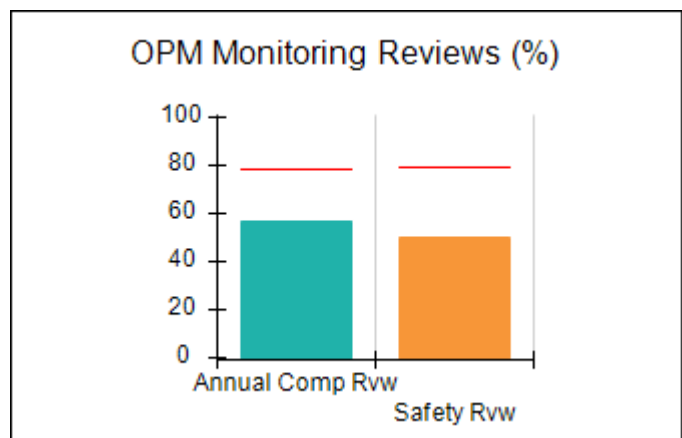
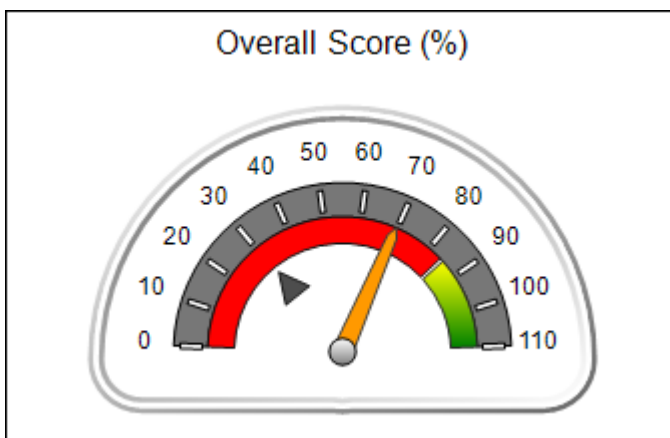
Performance-Based Placement Measures RBWO Provider GA+SCORECARD - ILP/TLP

Report Quarter: Q1 FY2021

Provider/Program Name: Serenity House of Atlanta Ministries Inc. - (5385) - ILP			
62 Bethea Way, Covington, GA 30016	Quarterly Scores (Grades)		Current Quarter Score (Grade)
Phone: 678-231-4002	Q1: 69.63 (D+)	Q2: (N/A)	69.63% (D+)
Vendor ID# 162098	Q3: (N/A)	Q4: (N/A)	
Program Census Information:	# Children in Care During Quarter: 0	# Placements During Quarter: 0	# Children in Care On Last Day: 0

Quarterly Provider Comparisons to All ILP/TLPs

▼ — indicates average for all ILP/TLPs





**Performance-Based Placement Measures
RBWO Provider GA+SCORECARD - ILP/TLP**

Report Quarter: Q1 FY2021

Provider/Program Name: Serenity House of Atlanta Ministries Inc. - (5385) - ILP				
62 Bethea Way, Covington, GA 30016		Quarterly Scores (Grades)		Current Quarter Score (Grade)
Phone: 678-231-4002		Q1: 69.63 (D+)	Q2: (N/A)	69.63% (D+)
Vendor ID# 162098		Q3: (N/A)	Q4: (N/A)	
Program Census Information:		# Children in Care During Quarter: 0	# Placements During Quarter: 0	# Children in Care On Last Day: 0
	Avg Performance All ILP/TLPs (%)	Provider Performance (%)*	Possible Points (Weight)	Provider Points Earned
OPM Monitoring Reviews				
Annual Comprehensive Reviews	79%	56%	15	8.46
Safety Reviews	79%	50%	10	5.00
Monitoring Sub-Total			25	13.46
ILP/TLP Safety Outcomes				
Incidence of Maltreatment	0.00%	Not Eligible		
Staff Training/Foundations	95%	100%	6.5	6.50
Staff Safety Checks	73%	100%	6.5	6.50
Safety Sub-Total			13	13.00
ILP/TLP Permanency Outcomes				
Placement Stability	92%	Not Eligible		
Permanency Sub-Total			N/A	
ILP/TLP Well-Being Outcomes				
EPSDT Medical Visits	78%	Not Eligible		
EPSDT Dental Visits	70%	Not Eligible		
Academic Supports	47%	Not Eligible		
Provider ECEM Visits	79%	Not Eligible		
Placements with Siblings	12%	Not Eligible	Not Scored	Not Scored
Placements within Legal County	23%	Not Eligible	Not Scored	Not Scored
Well-Being Sub-Total			N/A	
ILP/TLP Specialty Outcomes				
Academic/Career Development	47%	Not Eligible		
Ind Living Skills Provision	62%	Not Eligible		
Financial Independence	39%	Not Eligible		
WTLP/Life Coach	66%	Not Eligible		
Specialty Sub-Total			N/A	
*Performance calculation descriptions can be found in the FY 2019 RBWO PBP Measurements and Standards Guide.				

Monitoring & Outcomes: Possible Points = 33	Points Earned = 26.46
Score Before Incentives Credit	69.63%



Performance-Based Placement Measures
RBWO Provider GA+SCORECARD - ILP/TLP

Report Quarter: Q1 FY2021

Incentives Awarded	00.00 pts
PBP Verification	N/A pts
Total Score	69.63%

Provider/Program Name: Serenity House of Atlanta Ministries Inc. - (5385) - ILP

Program Census Information:		# Children in Care During Quarter: 0	# Placements During Quarter: 0	# Children in Care On Last Day: 0
ILP/TLP Incentive Credits	Avg Performance All ILP/TLPs (Points)	Provider Performance (%)*	Possible Points (Weight)	Provider Points Earned
No DOC Involvement		Not Eligible	5	
Community Connections		Not Eligible	4	
Positive Permanency Connections		Not Eligible	5	
HS Grad/GED/Prof or Trade Certificate/College		N/A	10/5/5/1	
Part-Time Employment with Medical Benefits		Not Eligible	10	
Living Arrangements at Discharge		Not Eligible	10	
Additional Academic Supports		Not Eligible	2	
Additional IL Skills Provision		Not Eligible	5	
Active Agency Accreditation		0%	4	0.00
Staff Clinical Licensure		0%	5	0.00
Incentives Total	7.45			0.00

*Performance calculation descriptions can be found in the FY 2019 RBWO PBP Measurements and Standards Guide.

Child Protective Services Investigations and Dispositions

The following investigations data, which is not used for scoring but is considered significant to a provider's performance, is from Georgia SHINES and is not considered final or complete until the end of the fiscal year.

Total Reports:	0
Number Screened In:	0
Number Screened Out:	0
Number Substantiated:	0
Number Unsubstantiated:	0
Number Active CPS Investigations:	0




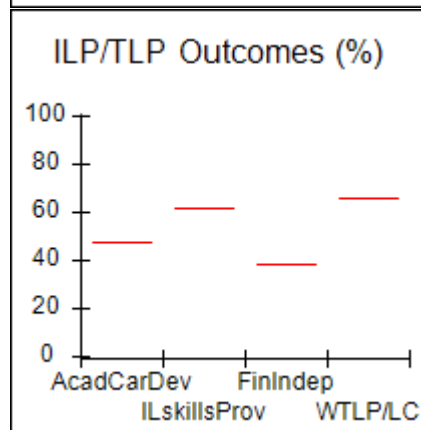
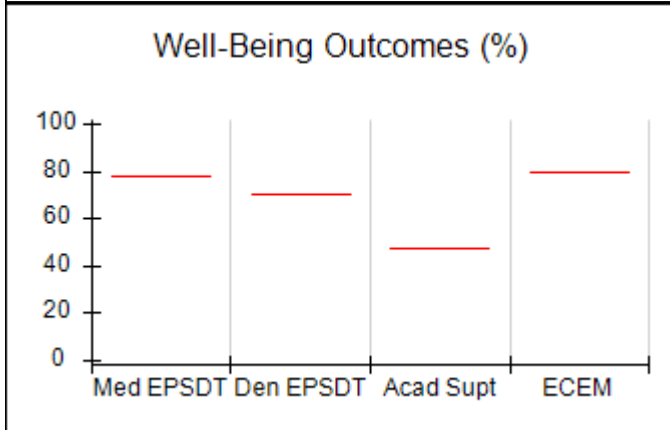
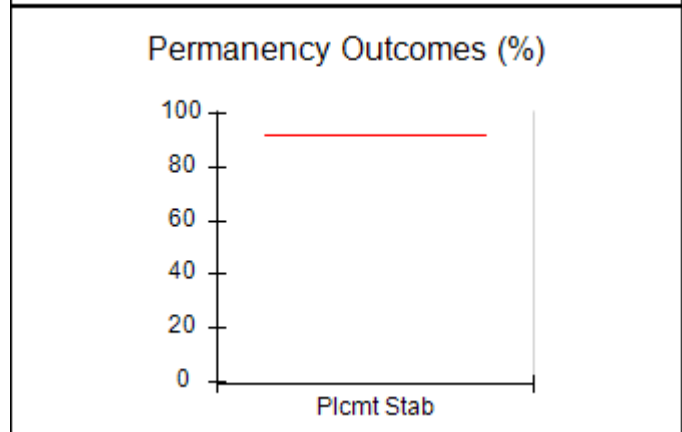
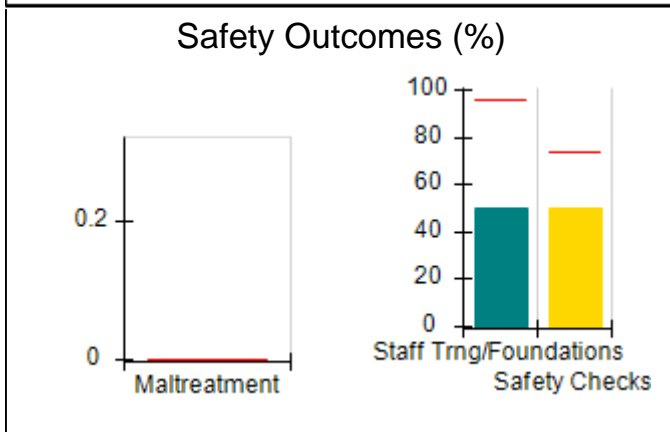
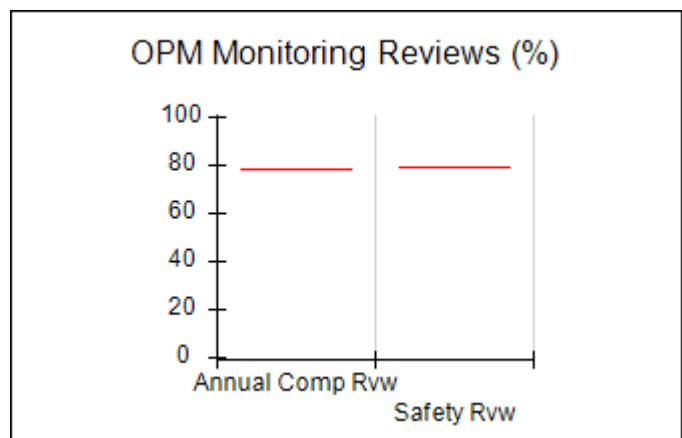
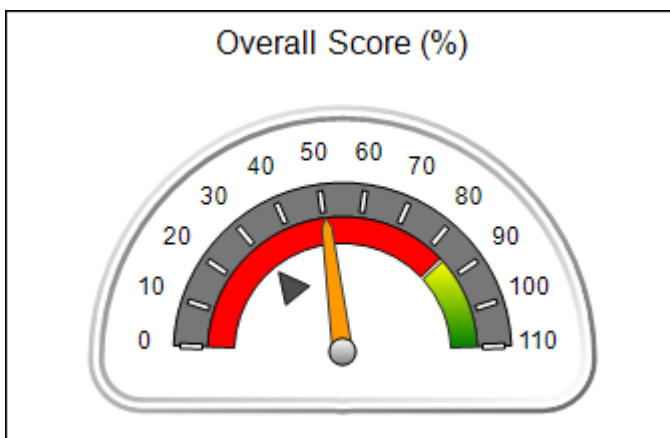
Performance-Based Placement Measures RBWO Provider GA+SCORECARD - ILP/TLP

Report Quarter: Q1 FY2021

Provider/Program Name: sheRose, Inc. - (5378) - ILP			
3901 Campbellton Rd. SW, Atlanta, GA 30331	Quarterly Scores (Grades)		Current Quarter Score (Grade)
Phone: 404-620-0747	Q1: 50.50 (F)	Q2: (N/A)	50.50% (F)
Vendor ID# 161876	Q3: (N/A)	Q4: (N/A)	
Program Census Information:	# Children in Care During Quarter: 0	# Placements During Quarter: 0	# Children in Care On Last Day: 0

Quarterly Provider Comparisons to All ILP/TLPs

▼ — indicates average for all ILP/TLPs





Performance-Based Placement Measures RBWO Provider GA+SCORECARD - ILP/TLP

Report Quarter: Q1 FY2021

Provider/Program Name: sheRose, Inc. - (5378) - ILP				
3901 Campbellton Rd. SW, Atlanta, GA 30331		Quarterly Scores (Grades)		Current Quarter Score (Grade)
Phone: 404-620-0747		Q1: 50.50 (F)	Q2: (N/A)	50.50% (F)
Vendor ID# 161876		Q3: (N/A)	Q4: (N/A)	
Program Census Information:		# Children in Care During Quarter: 0	# Placements During Quarter: 0	# Children in Care On Last Day: 0
	Avg Performance All ILP/TLPs (%)	Provider Performance (%)*	Possible Points (Weight)	Provider Points Earned
OPM Monitoring Reviews				
Annual Comprehensive Reviews	79%	Not Yet Conducted		
Safety Reviews	79%	Not Yet Conducted		
Monitoring Sub-Total				0.00
ILP/TLP Safety Outcomes				
Incidence of Maltreatment	0.00%	Not Eligible		
Staff Training/Foundations	95%	50%	6.5	3.25
Staff Safety Checks	73%	50%	6.5	3.25
Safety Sub-Total			13	6.50
ILP/TLP Permanency Outcomes				
Placement Stability	92%	Not Eligible		
Permanency Sub-Total			N/A	
ILP/TLP Well-Being Outcomes				
EPSDT Medical Visits	78%	Not Eligible		
EPSDT Dental Visits	70%	Not Eligible		
Academic Supports	47%	Not Eligible		
Provider ECEM Visits	79%	Not Eligible		
Placements with Siblings	12%	Not Eligible	Not Scored	Not Scored
Placements within Legal County	23%	Not Eligible	Not Scored	Not Scored
Well-Being Sub-Total			N/A	
ILP/TLP Specialty Outcomes				
Academic/Career Development	47%	Not Eligible		
Ind Living Skills Provision	62%	Not Eligible		
Financial Independence	39%	Not Eligible		
WTLP/Life Coach	66%	Not Eligible		
Specialty Sub-Total			N/A	
*Performance calculation descriptions can be found in the FY 2019 RBWO PBP Measurements and Standards Guide.				

Monitoring & Outcomes: Possible Points = 13	Points Earned = 06.50
Score Before Incentives Credit	50.00%



Performance-Based Placement Measures
RBWO Provider GA+SCORECARD - ILP/TLP

Report Quarter: Q1 FY2021

Incentives Awarded	00.50 pts
PBP Verification	N/A pts
Total Score	50.50%

Provider/Program Name: sheRose, Inc. - (5378) - ILP

Program Census Information:		# Children in Care During Quarter: 0	# Placements During Quarter: 0	# Children in Care On Last Day: 0
ILP/TLP Incentive Credits	Avg Performance All ILP/TLPs (Points)	Provider Performance (%)*	Possible Points (Weight)	Provider Points Earned
No DOC Involvement		Not Eligible	5	
Community Connections		Not Eligible	4	
Positive Permanency Connections		Not Eligible	5	
HS Grad/GED/Prof or Trade Certificate/College		N/A	10/5/5/1	
Part-Time Employment with Medical Benefits		Not Eligible	10	
Living Arrangements at Discharge		Not Eligible	10	
Additional Academic Supports		Not Eligible	2	
Additional IL Skills Provision		Not Eligible	5	
Active Agency Accreditation		0%	4	0.00
Staff Clinical Licensure		10%	5	0.50
Incentives Total	7.45			0.50

*Performance calculation descriptions can be found in the FY 2019 RBWO PBP Measurements and Standards Guide.

Child Protective Services Investigations and Dispositions

The following investigations data, which is not used for scoring but is considered significant to a provider's performance, is from Georgia SHINES and is not considered final or complete until the end of the fiscal year.

Total Reports:	0
Number Screened In:	0
Number Screened Out:	0
Number Substantiated:	0
Number Unsubstantiated:	0
Number Active CPS Investigations:	0




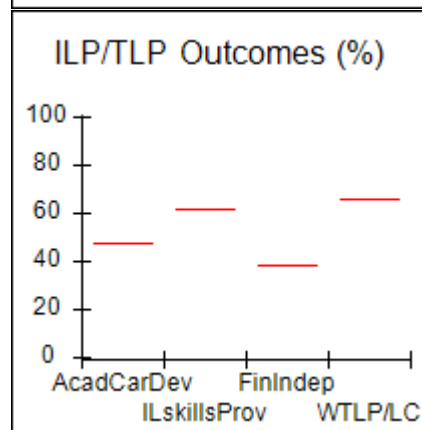
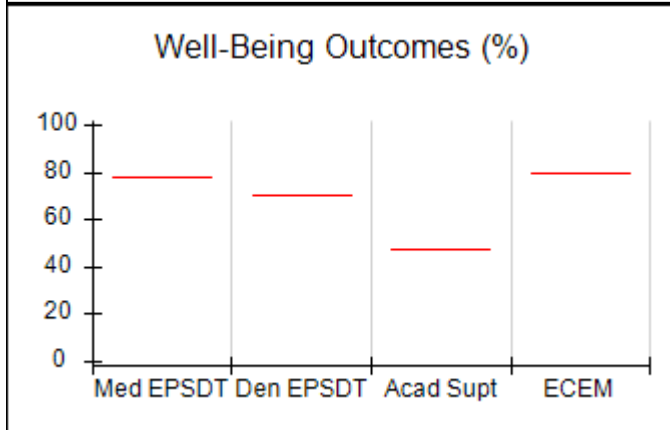
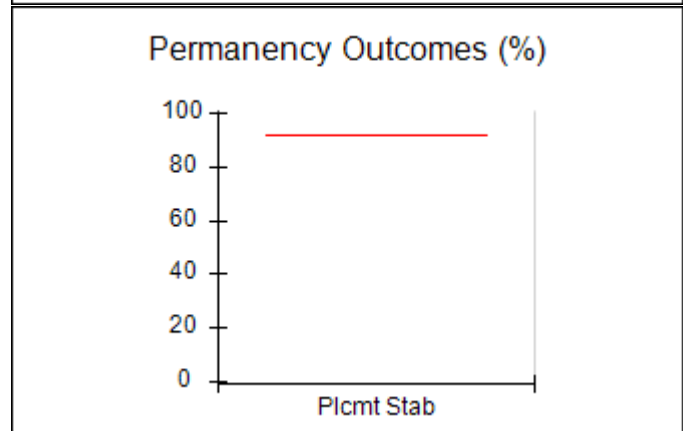
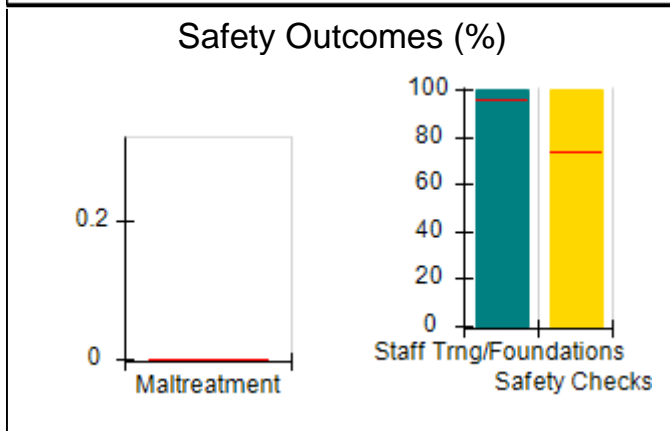
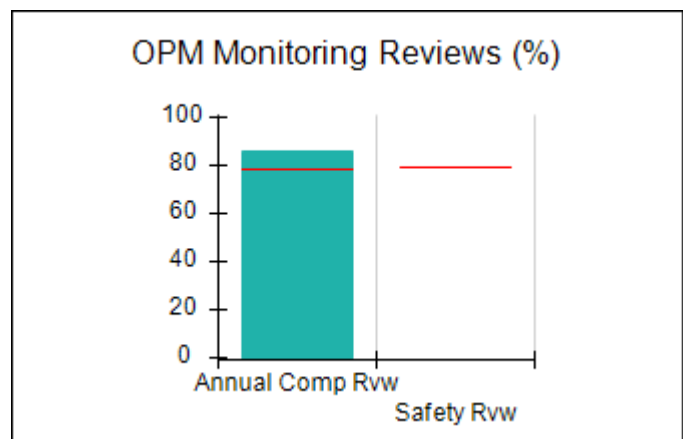
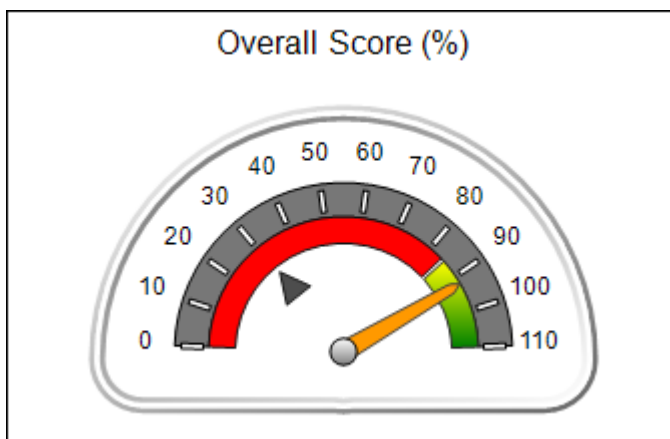
Performance-Based Placement Measures RBWO Provider GA+SCORECARD - ILP/TLP

Report Quarter: Q1 FY2021

Provider/Program Name: Stroman Account & Property - dba My Sister's Keeper (892) - TLP			
7431 Petunia Dr., Riverdale, GA 30296	Quarterly Scores (Grades)		Current Quarter Score (Grade)
Phone: 770-994-0607	Q1: 92.39 (A-)	Q2: (N/A)	92.39% (A-)
Vendor ID# 35586	Q3: (N/A)	Q4: (N/A)	
Program Census Information:	# Children in Care During Quarter: 0	# Placements During Quarter: 0	# Children in Care On Last Day: 0

Quarterly Provider Comparisons to All ILP/TLPs

▼ — indicates average for all ILP/TLPs





Performance-Based Placement Measures RBWO Provider GA+SCORECARD - ILP/TLP

Report Quarter: Q1 FY2021

Provider/Program Name: Stroman Account & Property - dba My Sister's Keeper (892) - TLP				
7431 Petunia Dr., Riverdale, GA 30296		Quarterly Scores (Grades)		Current Quarter Score (Grade)
Phone: 770-994-0607		Q1: 92.39 (A-)	Q2: (N/A)	92.39% (A-)
Vendor ID# 35586		Q3: (N/A)	Q4: (N/A)	
Program Census Information:		# Children in Care During Quarter: 0	# Placements During Quarter: 0	# Children in Care On Last Day: 0
	Avg Performance All ILP/TLPs (%)	Provider Performance (%)*	Possible Points (Weight)	Provider Points Earned
OPM Monitoring Reviews				
Annual Comprehensive Reviews	79%	86%	15	12.87
Safety Reviews	79%	Not Yet Conducted		
Monitoring Sub-Total			15	12.87
ILP/TLP Safety Outcomes				
Incidence of Maltreatment	0.00%	Not Eligible		
Staff Training/Foundations	95%	100%	6.5	6.50
Staff Safety Checks	73%	100%	6.5	6.50
Safety Sub-Total			13	13.00
ILP/TLP Permanency Outcomes				
Placement Stability	92%	Not Eligible		
Permanency Sub-Total			N/A	
ILP/TLP Well-Being Outcomes				
EPSDT Medical Visits	78%	Not Eligible		
EPSDT Dental Visits	70%	Not Eligible		
Academic Supports	47%	Not Eligible		
Provider ECEM Visits	79%	Not Eligible		
Placements with Siblings	12%	Not Eligible	Not Scored	Not Scored
Placements within Legal County	23%	Not Eligible	Not Scored	Not Scored
Well-Being Sub-Total			N/A	
ILP/TLP Specialty Outcomes				
Academic/Career Development	47%	Not Eligible		
Ind Living Skills Provision	62%	Not Eligible		
Financial Independence	39%	Not Eligible		
WTLP/Life Coach	66%	Not Eligible		
Specialty Sub-Total			N/A	
*Performance calculation descriptions can be found in the FY 2019 RBWO PBP Measurements and Standards Guide.				

Monitoring & Outcomes: Possible Points = 28	Points Earned = 25.87
--	------------------------------



Performance-Based Placement Measures
RBWO Provider GA+SCORECARD - ILP/TLP

Report Quarter: Q1 FY2021

Score Before Incentives Credit	92.39%
Incentives Awarded	00.00 pts
PBP Verification	N/A pts
Total Score	92.39%

Provider/Program Name: Stroman Account & Property - dba My Sister's Keeper (892) - TLP

Program Census Information:		# Children in Care During Quarter: 0	# Placements During Quarter: 0	# Children in Care On Last Day: 0
ILP/TLP Incentive Credits	Avg Performance All ILP/TLPs (Points)	Provider Performance (%)*	Possible Points (Weight)	Provider Points Earned
No DOC Involvement		Not Eligible	5	
Community Connections		Not Eligible	4	
Positive Permanency Connections		Not Eligible	5	
HS Grad/GED/Prof or Trade Certificate/College		N/A	10/5/5/1	
Part-Time Employment with Medical Benefits		Not Eligible	10	
Living Arrangements at Discharge		Not Eligible	10	
Additional Academic Supports		Not Eligible	2	
Additional IL Skills Provision		Not Eligible	5	
Active Agency Accreditation		0%	4	0.00
Staff Clinical Licensure		0%	5	0.00
Incentives Total	7.45			0.00

*Performance calculation descriptions can be found in the FY 2019 RBWO PBP Measurements and Standards Guide.

Child Protective Services Investigations and Dispositions

The following investigations data, which is not used for scoring but is considered significant to a provider's performance, is from Georgia SHINES and is not considered final or complete until the end of the fiscal year.

Total Reports:	0
Number Screened In:	0
Number Screened Out:	0
Number Substantiated:	0
Number Unsubstantiated:	0
Number Active CPS Investigations:	0




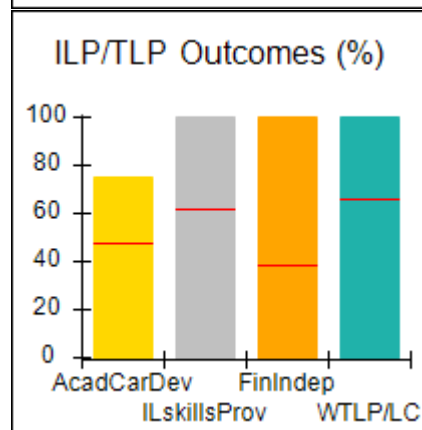
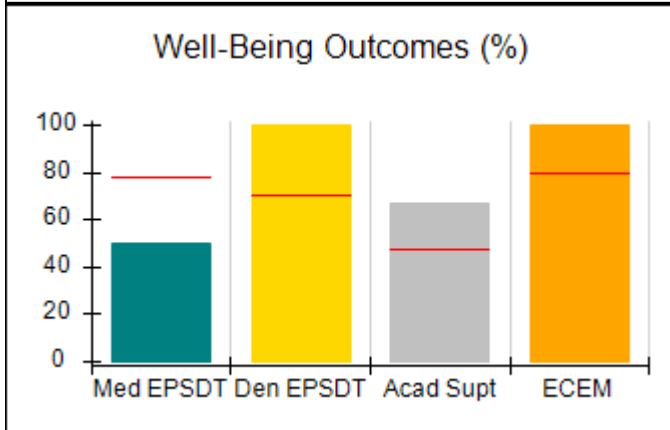
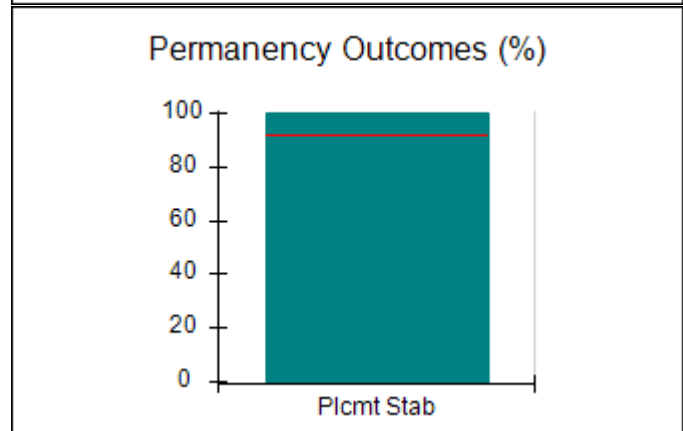
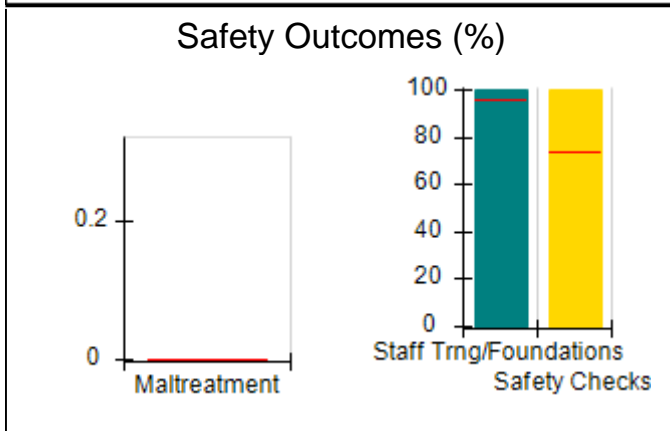
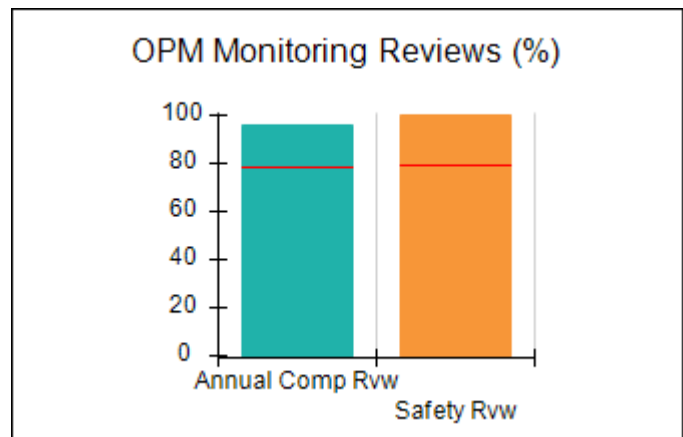
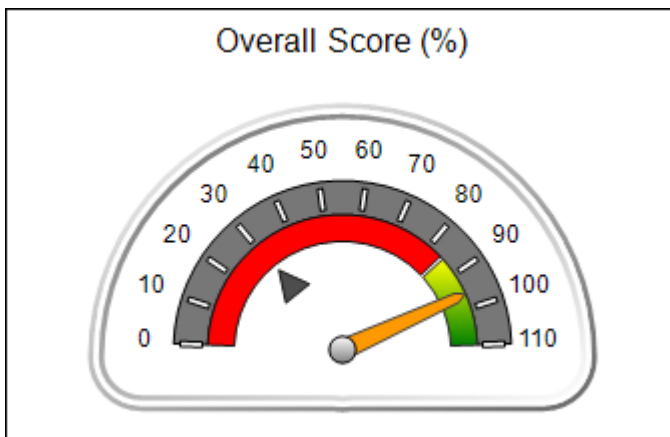
Performance-Based Placement Measures RBWO Provider GA+SCORECARD - ILP/TLP

Report Quarter: Q1 FY2021

Provider/Program Name: Stroman Account & Property - dba My Sister's Keeper, Hampton Rd. (5157) - ILP			
5250 Hampton Drive, College Park, GA 30349	Quarterly Scores (Grades)		Current Quarter Score (Grade)
Phone: 770-994-0607	Q1: 96.05 (A)	Q2: (N/A)	96.05% (A)
Vendor ID# 117923	Q3: (N/A)	Q4: (N/A)	
Program Census Information:	# Children in Care During Quarter: 4	# Placements During Quarter: 4	# Children in Care On Last Day: 3

Quarterly Provider Comparisons to All ILP/TLPs

▼ — indicates average for all ILP/TLPs





Performance-Based Placement Measures

RBWO Provider GA+SCORECARD - ILP/TLP

Report Quarter: Q1 FY2021

Provider/Program Name: Stroman Account & Property - dba My Sister's Keeper, Hampton Rd. (5157) - ILP				
5250 Hampton Drive, College Park, GA 30349		Quarterly Scores (Grades)		Current Quarter Score (Grade)
Phone: 770-994-0607		Q1: 96.05 (A)	Q2: (N/A)	96.05% (A)
Vendor ID# 117923		Q3: (N/A)	Q4: (N/A)	
Program Census Information:		# Children in Care During Quarter: 4	# Placements During Quarter: 4	# Children in Care On Last Day: 3
	Avg Performance All ILP/TLPs (%)	Provider Performance (%)*	Possible Points (Weight)	Provider Points Earned
OPM Monitoring Reviews				
Annual Comprehensive Reviews	79%	96%	15	14.46
Safety Reviews	79%	100%	10	10.00
Monitoring Sub-Total			25	24.46
ILP/TLP Safety Outcomes				
Incidence of Maltreatment	0.00%	Not Eligible		
Staff Training/Foundations	95%	100%	6.5	6.50
Staff Safety Checks	73%	100%	6.5	6.50
Safety Sub-Total			13	13.00
ILP/TLP Permanency Outcomes				
Placement Stability	92%	100%	3	3.00
Permanency Sub-Total			3	3.00
ILP/TLP Well-Being Outcomes				
EPSDT Medical Visits	78%	50%	4	2.00
EPSDT Dental Visits	70%	100%	4	4.00
Academic Supports	47%	67%	2	1.34
Provider ECEM Visits	79%	100%	4	4.00
Placements with Siblings	12%	Not Eligible	Not Scored	Not Scored
Placements within Legal County	23%	100%	Not Scored	Not Scored
Well-Being Sub-Total			14	11.34
ILP/TLP Specialty Outcomes				
Academic/Career Development	47%	75%	10	7.50
Ind Living Skills Provision	62%	100%	15	15.00
Financial Independence	39%	100%	5	5.00
WTLP/Life Coach	66%	100%	15	15.00
Specialty Sub-Total			45	42.50
*Performance calculation descriptions can be found in the FY 2019 RBWO PBP Measurements and Standards Guide.				

Monitoring & Outcomes: Possible Points = 100	Points Earned = 94.30
---	------------------------------



Performance-Based Placement Measures
RBWO Provider GA+SCORECARD - ILP/TLP

Report Quarter: Q1 FY2021

Score Before Incentives Credit	94.30%
Incentives Awarded	05.00 pts
PBP Verification	-3.25 pts
Total Score	96.05%

Provider/Program Name: Stroman Account & Property - dba My Sister's Keeper, Hampton Rd. (5157) - ILP

Program Census Information:		# Children in Care During Quarter: 4	# Placements During Quarter: 4	# Children in Care On Last Day: 3
ILP/TLP Incentive Credits	Avg Performance All ILP/TLPs (Points)	Provider Performance (%)*	Possible Points (Weight)	Provider Points Earned
No DOC Involvement		100%	5	5.00
Community Connections		0%	4	0.00
Positive Permanency Connections		0%	5	0.00
HS Grad/GED/Prof or Trade Certificate/College		N/A	10/5/5/1	
Part-Time Employment with Medical Benefits		0%	10	0.00
Living Arrangements at Discharge		0%	10	0.00
Additional Academic Supports		0%	2	0.00
Additional IL Skills Provision		0%	5	0.00
Active Agency Accreditation		0%	4	0.00
Staff Clinical Licensure		0%	5	0.00
Incentives Total	7.45			5.00

*Performance calculation descriptions can be found in the FY 2019 RBWO PBP Measurements and Standards Guide.

Child Protective Services Investigations and Dispositions

The following investigations data, which is not used for scoring but is considered significant to a provider's performance, is from Georgia SHINES and is not considered final or complete until the end of the fiscal year.

Total Reports:	0
Number Screened In:	0
Number Screened Out:	0
Number Substantiated:	0
Number Unsubstantiated:	0
Number Active CPS Investigations:	0




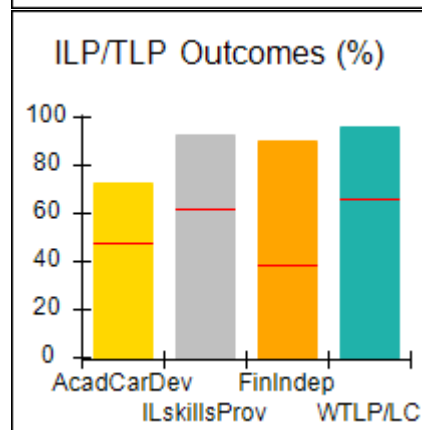
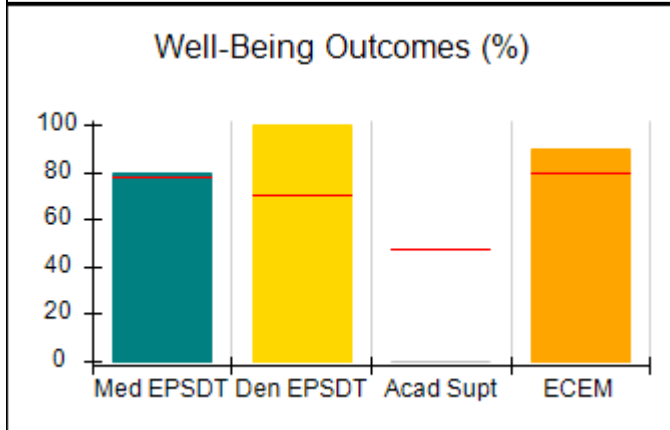
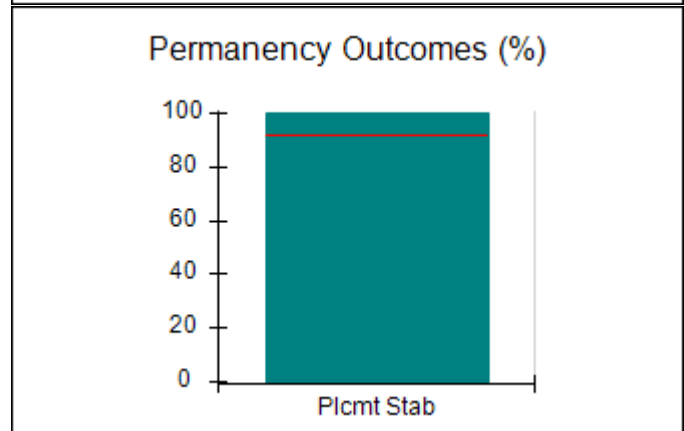
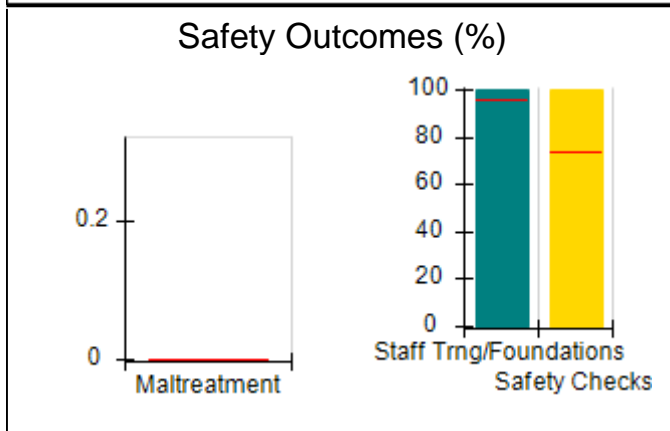
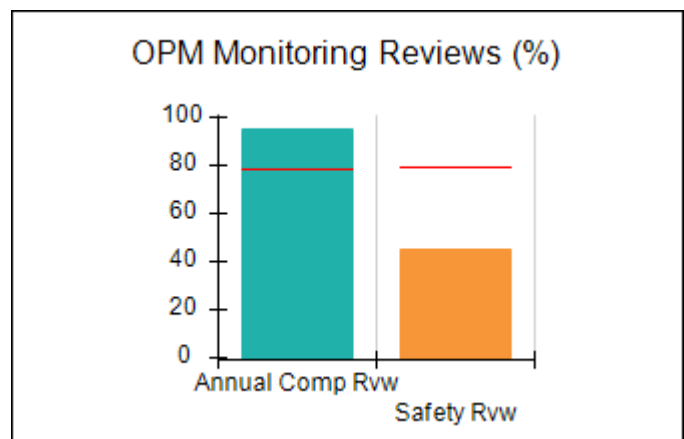
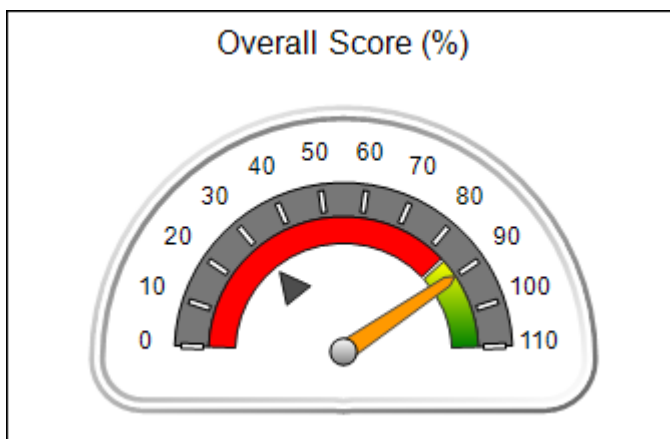
Performance-Based Placement Measures RBWO Provider GA+SCORECARD - ILP/TLP

Report Quarter: Q1 FY2021

Provider/Program Name: Stroman Account & Property - dba My Sister's Keeper, Riverdale Rd. (5156) - ILP			
6030 Riverdale Rd., College Park, GA 30296	Quarterly Scores (Grades)		Current Quarter Score (Grade)
Phone: 770-994-0607	Q1: 89.98 (B+)	Q2: (N/A)	89.98% (B+)
Vendor ID# 117989	Q3: (N/A)	Q4: (N/A)	
Program Census Information:	# Children in Care During Quarter: 11	# Placements During Quarter: 11	# Children in Care On Last Day: 9

Quarterly Provider Comparisons to All ILP/TLPs

▼ — indicates average for all ILP/TLPs





Performance-Based Placement Measures
RBWO Provider GA+SCORECARD - ILP/TLP

Report Quarter: Q1 FY2021

Provider/Program Name: Stroman Account & Property - dba My Sister's Keeper, Riverdale Rd. (5156) - ILP

6030 Riverdale Rd., College Park, GA 30296	Quarterly Scores (Grades)		Current Quarter Score (Grade)
Phone: 770-994-0607	Q1: 89.98 (B+)	Q2: (N/A)	89.98% (B+)
Vendor ID# 117989	Q3: (N/A)	Q4: (N/A)	

Program Census Information:	# Children in Care During Quarter: 11	# Placements During Quarter: 11	# Children in Care On Last Day: 9
-----------------------------	---------------------------------------	---------------------------------	-----------------------------------

	Avg Performance All ILP/TLPs (%)	Provider Performance (%)*	Possible Points (Weight)	Provider Points Earned
--	----------------------------------	---------------------------	--------------------------	------------------------

OPM Monitoring Reviews

Annual Comprehensive Reviews	79%	95%	15	14.31
Safety Reviews	79%	45%	10	4.50
Monitoring Sub-Total			25	18.81

ILP/TLP Safety Outcomes

Incidence of Maltreatment	0.00%	Not Eligible		
Staff Training/Foundations	95%	100%	6.5	6.50
Staff Safety Checks	73%	100%	6.5	6.50
Safety Sub-Total			13	13.00

ILP/TLP Permanency Outcomes

Placement Stability	92%	100%	3	3.00
Permanency Sub-Total			3	3.00

ILP/TLP Well-Being Outcomes

EPSDT Medical Visits	78%	80%	4	3.20
EPSDT Dental Visits	70%	100%	4	4.00
Academic Supports	47%	0%	2	0.00
Provider ECEM Visits	79%	90%	4	3.60
Placements with Siblings	12%	0%	Not Scored	Not Scored
Placements within Legal County	23%	33%	Not Scored	Not Scored
Well-Being Sub-Total			14	10.80

ILP/TLP Specialty Outcomes

Academic/Career Development	47%	73%	10	7.30
Ind Living Skills Provision	62%	93%	15	13.95
Financial Independence	39%	90%	5	4.50
WTLP/Life Coach	66%	96%	15	14.40
Specialty Sub-Total			45	40.15

*Performance calculation descriptions can be found in the FY 2019 RBWO PBP Measurements and Standards Guide.

Monitoring & Outcomes: Possible Points = 100	Points Earned = 85.76
---	------------------------------



Performance-Based Placement Measures
RBWO Provider GA+SCORECARD - ILP/TLP

Report Quarter: Q1 FY2021

Score Before Incentives Credit	85.76%
Incentives Awarded	04.60 pts
PBP Verification	-0.38 pts
Total Score	89.98%

Provider/Program Name: Stroman Account & Property - dba My Sister's Keeper, Riverdale Rd. (5156) - ILP

Program Census Information:		# Children in Care During Quarter: 11	# Placements During Quarter: 11	# Children in Care On Last Day: 9
ILP/TLP Incentive Credits	Avg Performance All ILP/TLPs (Points)	Provider Performance (%)*	Possible Points (Weight)	Provider Points Earned
No DOC Involvement		92%	5	4.60
Community Connections		0%	4	0.00
Positive Permanency Connections		0%	5	0.00
HS Grad/GED/Prof or Trade Certificate/College		N/A	10/5/5/1	
Part-Time Employment with Medical Benefits		0%	10	0.00
Living Arrangements at Discharge		0%	10	0.00
Additional Academic Supports		0%	2	0.00
Additional IL Skills Provision		0%	5	0.00
Active Agency Accreditation		0%	4	0.00
Staff Clinical Licensure		0%	5	0.00
Incentives Total	7.45			4.60

*Performance calculation descriptions can be found in the FY 2019 RBWO PBP Measurements and Standards Guide.

Child Protective Services Investigations and Dispositions

The following investigations data, which is not used for scoring but is considered significant to a provider's performance, is from Georgia SHINES and is not considered final or complete until the end of the fiscal year.

Total Reports:	0
Number Screened In:	0
Number Screened Out:	0
Number Substantiated:	0
Number Unsubstantiated:	0
Number Active CPS Investigations:	0



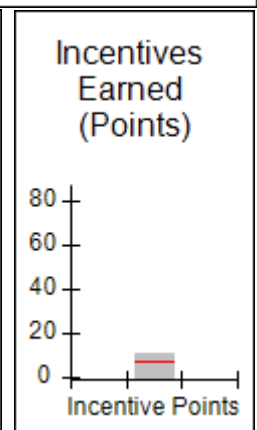
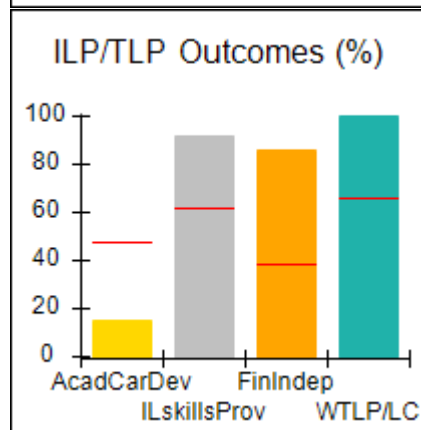
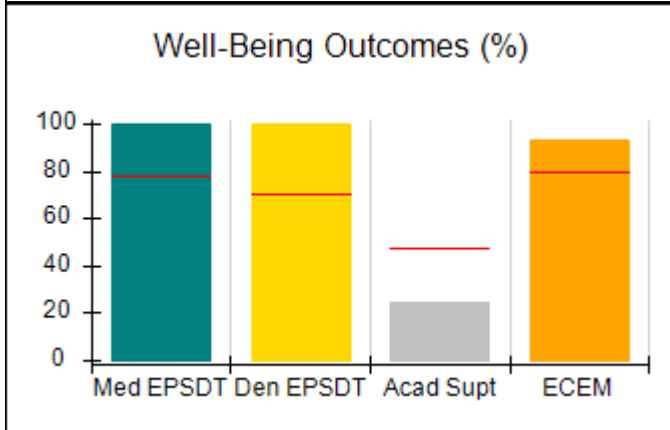
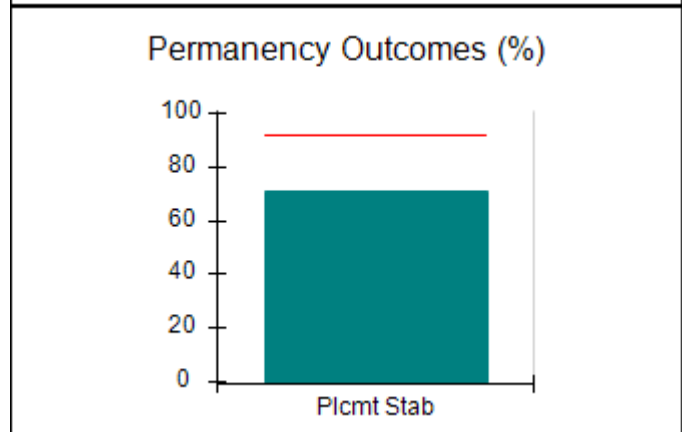
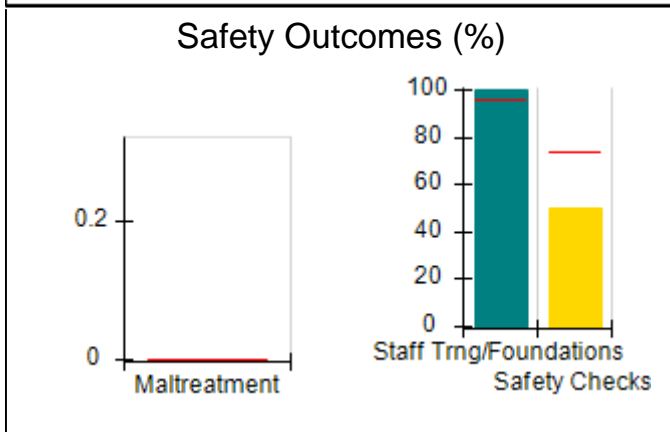
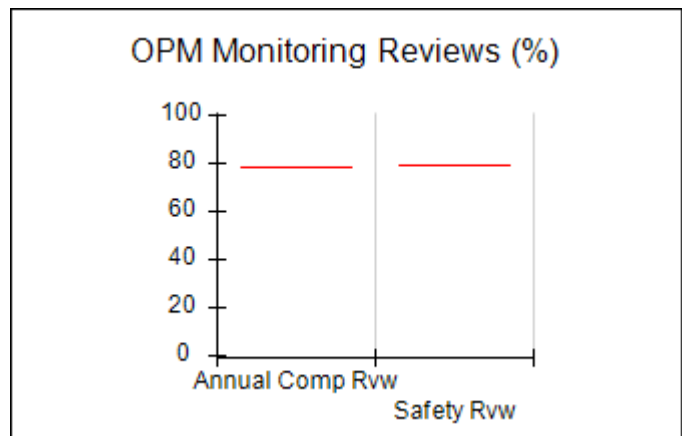
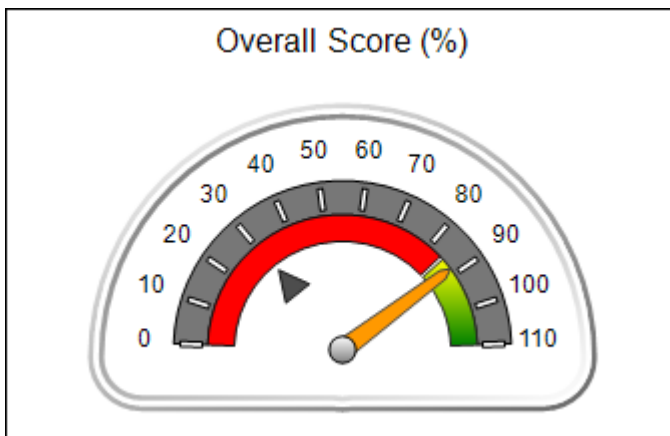
Performance-Based Placement Measures RBWO Provider GA+SCORECARD - ILP/TLP

Report Quarter: Q1 FY2021

Provider/Program Name: Success For Children and Families - (5420) - ILP			
7002 Hodgson Memorial Drive #111, Savannah, GA 31406	Quarterly Scores (Grades)		Current Quarter Score (Grade)
Phone: 912-712-5112	Q1: 88.27 (B+)	Q2: (N/A)	88.27% (B+)
Vendor ID# 167044	Q3: (N/A)	Q4: (N/A)	
Program Census Information:	# Children in Care During Quarter: 7	# Placements During Quarter: 7	# Children in Care On Last Day: 5

Quarterly Provider Comparisons to All ILP/TLPs

▼ — indicates average for all ILP/TLPs





Performance-Based Placement Measures

RBWO Provider GA+SCORECARD - ILP/TLP

Report Quarter: Q1 FY2021

Provider/Program Name: Success For Children and Families - (5420) - ILP				
7002 Hodgson Memorial Drive #111, Savannah, GA 31406		Quarterly Scores (Grades)		Current Quarter Score (Grade)
Phone: 912-712-5112		Q1: 88.27 (B+)	Q2: (N/A)	88.27% (B+)
Vendor ID# 167044		Q3: (N/A)	Q4: (N/A)	
Program Census Information:		# Children in Care During Quarter: 7	# Placements During Quarter: 7	# Children in Care On Last Day: 5
	Avg Performance All ILP/TLPs (%)	Provider Performance (%)*	Possible Points (Weight)	Provider Points Earned
OPM Monitoring Reviews				
Annual Comprehensive Reviews	79%	Not Yet Conducted		
Safety Reviews	79%	Not Yet Conducted		
Monitoring Sub-Total				0.00
ILP/TLP Safety Outcomes				
Incidence of Maltreatment	0.00%	Not Eligible		
Staff Training/Foundations	95%	100%	6.5	6.50
Staff Safety Checks	73%	50%	6.5	3.25
Safety Sub-Total			13	9.75
ILP/TLP Permanency Outcomes				
Placement Stability	92%	71%	3	2.13
Permanency Sub-Total			3	2.13
ILP/TLP Well-Being Outcomes				
EPSDT Medical Visits	78%	100%	4	4.00
EPSDT Dental Visits	70%	100%	4	4.00
Academic Supports	47%	25%	2	0.50
Provider ECEM Visits	79%	93%	4	3.72
Placements with Siblings	12%	0%	Not Scored	Not Scored
Placements within Legal County	23%	100%	Not Scored	Not Scored
Well-Being Sub-Total			14	12.22
ILP/TLP Specialty Outcomes				
Academic/Career Development	47%	15%	10	1.50
Ind Living Skills Provision	62%	92%	15	13.80
Financial Independence	39%	86%	5	4.30
WTLP/Life Coach	66%	100%	15	15.00
Specialty Sub-Total			45	34.60
*Performance calculation descriptions can be found in the FY 2019 RBWO PBP Measurements and Standards Guide.				

Monitoring & Outcomes: Possible Points = 80	Points Earned = 58.70
--	------------------------------



Performance-Based Placement Measures
RBWO Provider GA+SCORECARD - ILP/TLP

Report Quarter: Q1 FY2021

Score Before Incentives Credit	78.27%
Incentives Awarded	10.00 pts
PBP Verification	N/A pts
Total Score	88.27%

Provider/Program Name: Success For Children and Families - (5420) - ILP

Program Census Information:		# Children in Care During Quarter: 7	# Placements During Quarter: 7	# Children in Care On Last Day: 5
ILP/TLP Incentive Credits	Avg Performance All ILP/TLPs (Points)	Provider Performance (%)*	Possible Points (Weight)	Provider Points Earned
No DOC Involvement		100%	5	5.00
Community Connections		0%	4	0.00
Positive Permanency Connections		100%	5	5.00
HS Grad/GED/Prof or Trade Certificate/College		N/A	10/5/5/1	
Part-Time Employment with Medical Benefits		0%	10	0.00
Living Arrangements at Discharge		0%	10	0.00
Additional Academic Supports		0%	2	0.00
Additional IL Skills Provision		0%	5	0.00
Active Agency Accreditation		0%	4	0.00
Staff Clinical Licensure		10%	5	0.50
Incentives Total	7.45			10.50

*Performance calculation descriptions can be found in the FY 2019 RBWO PBP Measurements and Standards Guide.

Child Protective Services Investigations and Dispositions

The following investigations data, which is not used for scoring but is considered significant to a provider's performance, is from Georgia SHINES and is not considered final or complete until the end of the fiscal year.

Total Reports:	0
Number Screened In:	0
Number Screened Out:	0
Number Substantiated:	0
Number Unsubstantiated:	0
Number Active CPS Investigations:	0



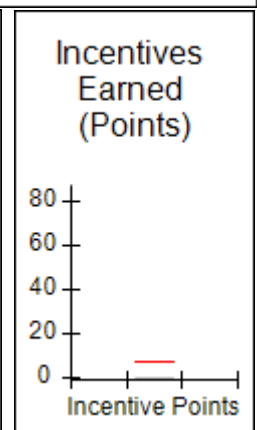
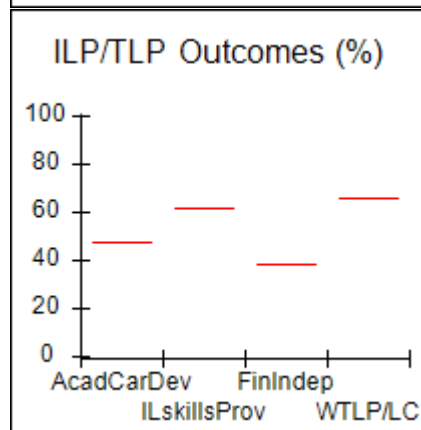
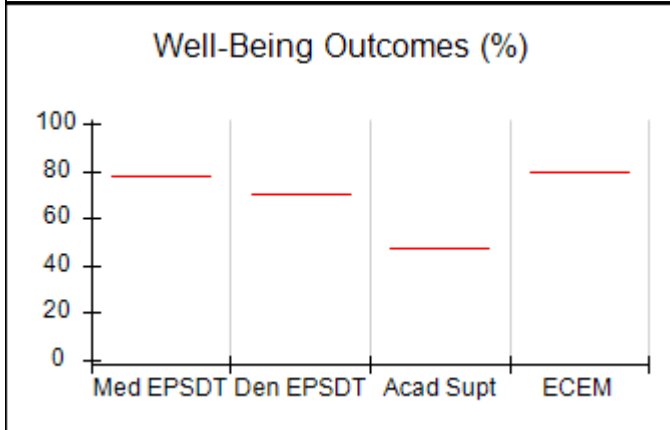
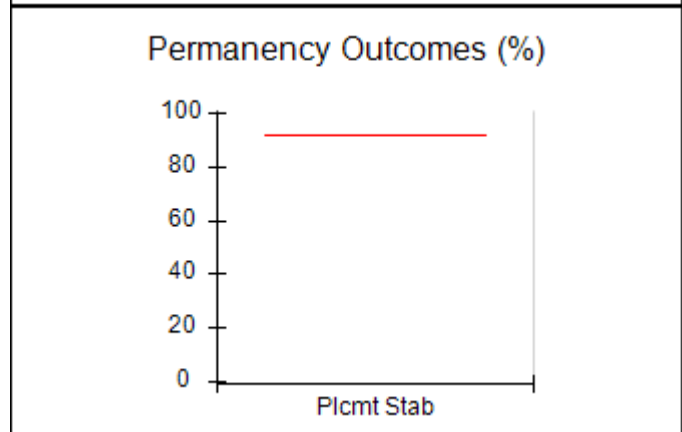
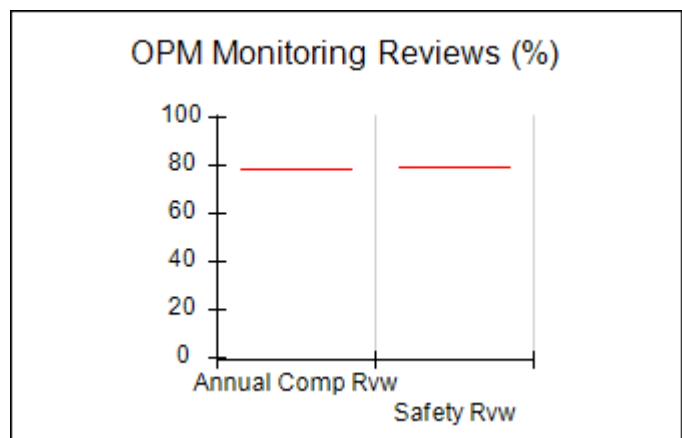
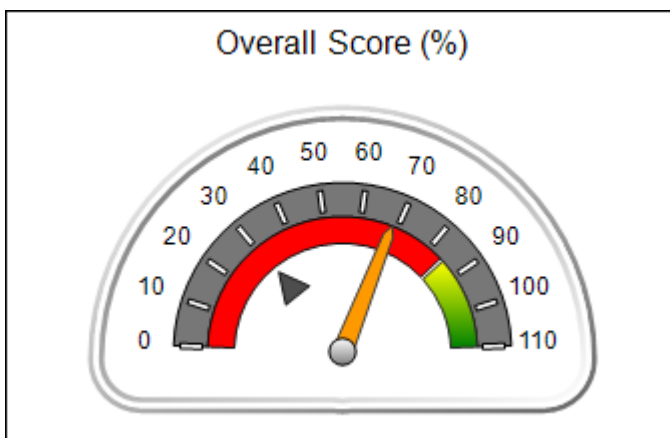
Performance-Based Placement Measures RBWO Provider GA+SCORECARD - ILP/TLP

Report Quarter: Q1 FY2021

Provider/Program Name: The Exposure Foundation, Inc. - Charter Way (5380) - ILP			
6462 Charter Way, Lithonia, GA 30058	Quarterly Scores (Grades)		Current Quarter Score (Grade)
Phone: 404-838-9688	Q1: 68.45 (D+)	Q2: (N/A)	68.45% (D+)
Vendor ID# 161860	Q3: (N/A)	Q4: (N/A)	
Program Census Information:	# Children in Care During Quarter: 0	# Placements During Quarter: 0	# Children in Care On Last Day: 0

Quarterly Provider Comparisons to All ILP/TLPs

▼ — indicates average for all ILP/TLPs





Performance-Based Placement Measures RBWO Provider GA+SCORECARD - ILP/TLP

Report Quarter: Q1 FY2021

Provider/Program Name: The Exposure Foundation, Inc. - Charter Way (5380) - ILP				
6462 Charter Way, Lithonia, GA 30058		Quarterly Scores (Grades)		Current Quarter Score (Grade)
Phone: 404-838-9688		Q1: 68.45 (D+)	Q2: (N/A)	68.45% (D+)
Vendor ID# 161860		Q3: (N/A)	Q4: (N/A)	
Program Census Information:		# Children in Care During Quarter: 0	# Placements During Quarter: 0	# Children in Care On Last Day: 0
	Avg Performance All ILP/TLPs (%)	Provider Performance (%)*	Possible Points (Weight)	Provider Points Earned
OPM Monitoring Reviews				
Annual Comprehensive Reviews	79%	Not Yet Conducted		
Safety Reviews	79%	Not Yet Conducted		
Monitoring Sub-Total				0.00
ILP/TLP Safety Outcomes				
Incidence of Maltreatment	0.00%	Not Eligible		
Staff Training/Foundations	95%	100%	6.5	6.50
Staff Safety Checks	73%	50%	6.5	3.25
Safety Sub-Total			13	9.75
ILP/TLP Permanency Outcomes				
Placement Stability	92%	Not Eligible		
Permanency Sub-Total			N/A	
ILP/TLP Well-Being Outcomes				
EPSDT Medical Visits	78%	Not Eligible		
EPSDT Dental Visits	70%	Not Eligible		
Academic Supports	47%	Not Eligible		
Provider ECEM Visits	79%	Not Eligible		
Placements with Siblings	12%	Not Eligible	Not Scored	Not Scored
Placements within Legal County	23%	Not Eligible	Not Scored	Not Scored
Well-Being Sub-Total			N/A	
ILP/TLP Specialty Outcomes				
Academic/Career Development	47%	Not Eligible		
Ind Living Skills Provision	62%	Not Eligible		
Financial Independence	39%	Not Eligible		
WTLP/Life Coach	66%	Not Eligible		
Specialty Sub-Total			N/A	

*Performance calculation descriptions can be found in the FY 2019 RBWO PBP Measurements and Standards Guide.

Monitoring & Outcomes: Possible Points = 13	Points Earned = 09.75
Score Before Incentives Credit	75.00%



Performance-Based Placement Measures
RBWO Provider GA+SCORECARD - ILP/TLP

Report Quarter: Q1 FY2021

Incentives Awarded	00.00 pts
PBP Verification	-6.55 pts
Total Score	68.45%

Provider/Program Name: The Exposure Foundation, Inc. - Charter Way (5380) - ILP

Program Census Information:		# Children in Care During Quarter: 0	# Placements During Quarter: 0	# Children in Care On Last Day: 0
ILP/TLP Incentive Credits	Avg Performance All ILP/TLPs (Points)	Provider Performance (%)*	Possible Points (Weight)	Provider Points Earned
No DOC Involvement		Not Eligible	5	
Community Connections		Not Eligible	4	
Positive Permanency Connections		Not Eligible	5	
HS Grad/GED/Prof or Trade Certificate/College		N/A	10/5/5/1	
Part-Time Employment with Medical Benefits		Not Eligible	10	
Living Arrangements at Discharge		Not Eligible	10	
Additional Academic Supports		Not Eligible	2	
Additional IL Skills Provision		Not Eligible	5	
Active Agency Accreditation		0%	4	0.00
Staff Clinical Licensure		0%	5	0.00
Incentives Total	7.45			0.00

*Performance calculation descriptions can be found in the FY 2019 RBWO PBP Measurements and Standards Guide.

Child Protective Services Investigations and Dispositions

The following investigations data, which is not used for scoring but is considered significant to a provider's performance, is from Georgia SHINES and is not considered final or complete until the end of the fiscal year.

Total Reports:	0
Number Screened In:	0
Number Screened Out:	0
Number Substantiated:	0
Number Unsubstantiated:	0
Number Active CPS Investigations:	0



Performance-Based Placement Measures RBWO Provider GA+SCORECARD - ILP/TLP


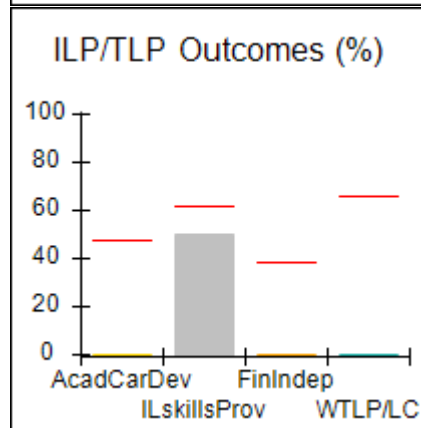
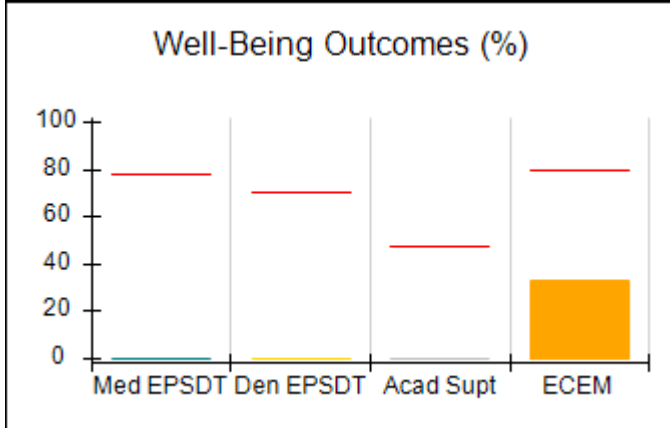
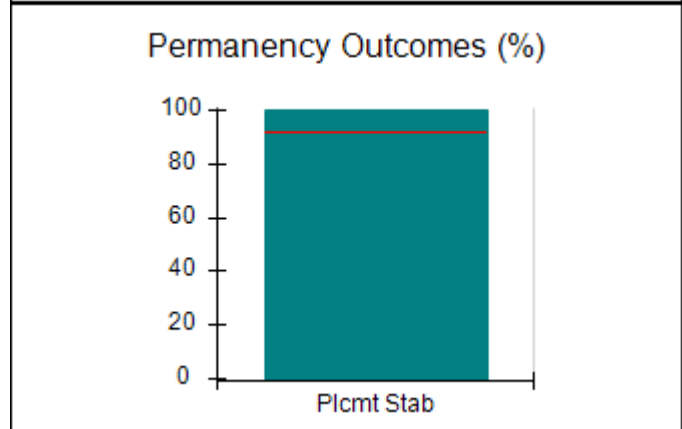
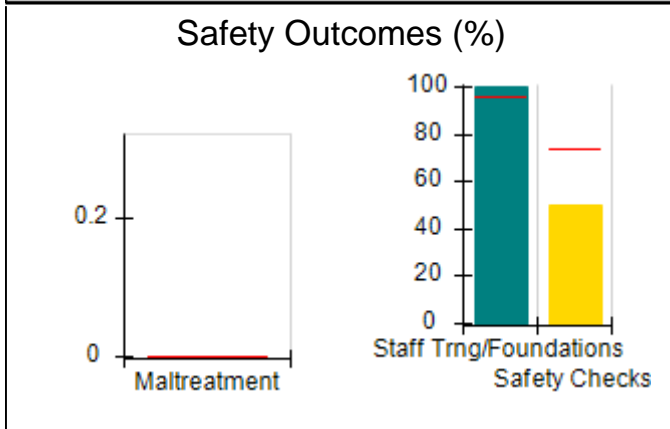
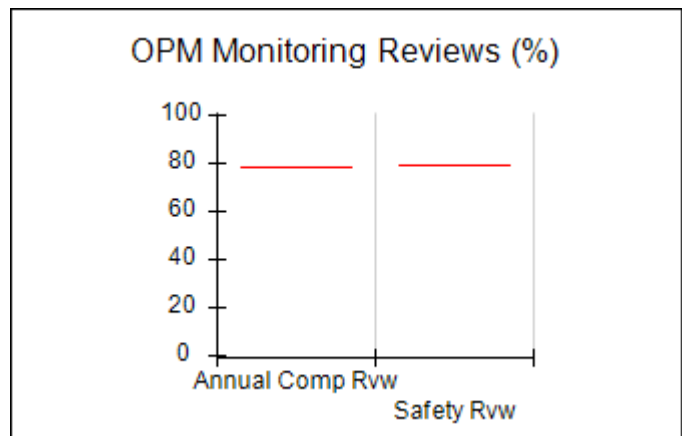
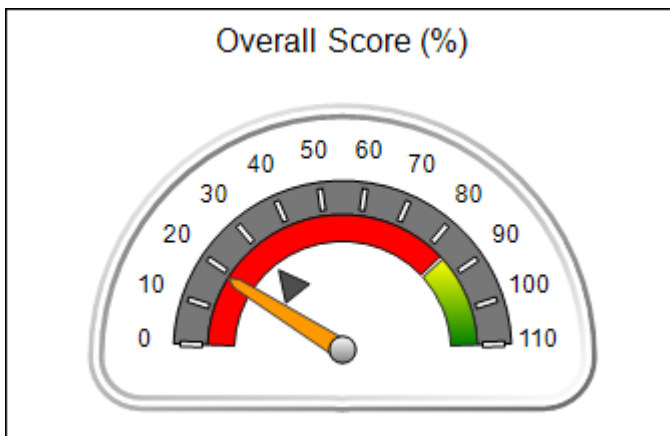
Report Quarter: Q1 FY2021

Provider/Program Name: The Exposure Foundation, Inc. - Woodcrest Village (5421) - ILP

2325 Woodcrest Walk, Lithonia, GA 30058	Quarterly Scores (Grades)		Current Quarter Score (Grade)
Phone: 404-838-9688	Q1: 18.71 (F)	Q2: (N/A)	18.71% (F)
Vendor ID# 166842	Q3: (N/A)	Q4: (N/A)	
Program Census Information:	# Children in Care During Quarter: 2	# Placements During Quarter: 2	# Children in Care On Last Day: 2

Quarterly Provider Comparisons to All ILP/TLPs

— indicates average for all ILP/TLPs





Performance-Based Placement Measures RBWO Provider GA+SCORECARD - ILP/TLP

Report Quarter: Q1 FY2021

Provider/Program Name: The Exposure Foundation, Inc. - Woodcrest Village (5421) - ILP				
2325 Woodcrest Walk, Lithonia, GA 30058		Quarterly Scores (Grades)		Current Quarter Score (Grade)
Phone: 404-838-9688		Q1: 18.71 (F)	Q2: (N/A)	18.71% (F)
Vendor ID# 166842		Q3: (N/A)	Q4: (N/A)	
Program Census Information:		# Children in Care During Quarter: 2	# Placements During Quarter: 2	# Children in Care On Last Day: 2
	Avg Performance All ILP/TLPs (%)	Provider Performance (%)*	Possible Points (Weight)	Provider Points Earned
OPM Monitoring Reviews				
Annual Comprehensive Reviews	79%	Not Yet Conducted		
Safety Reviews	79%	Not Yet Conducted		
Monitoring Sub-Total				0.00
ILP/TLP Safety Outcomes				
Incidence of Maltreatment	0.00%	Not Eligible		
Staff Training/Foundations	95%	100%	6.5	6.50
Staff Safety Checks	73%	50%	6.5	3.25
Safety Sub-Total			13	9.75
ILP/TLP Permanency Outcomes				
Placement Stability	92%	100%	3	3.00
Permanency Sub-Total			3	3.00
ILP/TLP Well-Being Outcomes				
EPSDT Medical Visits	78%	0%	4	0.00
EPSDT Dental Visits	70%	0%	4	0.00
Academic Supports	47%	0%	2	0.00
Provider ECEM Visits	79%	33%	4	1.32
Placements with Siblings	12%	Not Eligible	Not Scored	Not Scored
Placements within Legal County	23%	Not Eligible	Not Scored	Not Scored
Well-Being Sub-Total			14	1.32
ILP/TLP Specialty Outcomes				
Academic/Career Development	47%	0%	10	0.00
Ind Living Skills Provision	62%	50%	15	7.50
Financial Independence	39%	0%	5	0.00
WTLP/Life Coach	66%	0%	15	0.00
Specialty Sub-Total			45	7.50
*Performance calculation descriptions can be found in the FY 2019 RBWO PBP Measurements and Standards Guide.				

Monitoring & Outcomes: Possible Points = 80	Points Earned = 21.57
Score Before Incentives Credit	28.76%



Performance-Based Placement Measures
RBWO Provider GA+SCORECARD - ILP/TLP

Report Quarter: Q1 FY2021

Incentives Awarded	00.00 pts
PBP Verification	-10.05 pts
Total Score	18.71%

Provider/Program Name: The Exposure Foundation, Inc. - Woodcrest Village (5421) - ILP

Program Census Information:		# Children in Care During Quarter: 2	# Placements During Quarter: 2	# Children in Care On Last Day: 2
ILP/TLP Incentive Credits	Avg Performance All ILP/TLPs (Points)	Provider Performance (%)*	Possible Points (Weight)	Provider Points Earned
No DOC Involvement		0%	5	0.00
Community Connections		0%	4	0.00
Positive Permanency Connections		0%	5	0.00
HS Grad/GED/Prof or Trade Certificate/College		N/A	10/5/5/1	
Part-Time Employment with Medical Benefits		Not Eligible	10	
Living Arrangements at Discharge		Not Eligible	10	
Additional Academic Supports		0%	2	0.00
Additional IL Skills Provision		0%	5	0.00
Active Agency Accreditation		0%	4	0.00
Staff Clinical Licensure		0%	5	0.00
Incentives Total	7.45			0.00

*Performance calculation descriptions can be found in the FY 2019 RBWO PBP Measurements and Standards Guide.

Child Protective Services Investigations and Dispositions

The following investigations data, which is not used for scoring but is considered significant to a provider's performance, is from Georgia SHINES and is not considered final or complete until the end of the fiscal year.

Total Reports:	0
Number Screened In:	0
Number Screened Out:	0
Number Substantiated:	0
Number Unsubstantiated:	0
Number Active CPS Investigations:	0




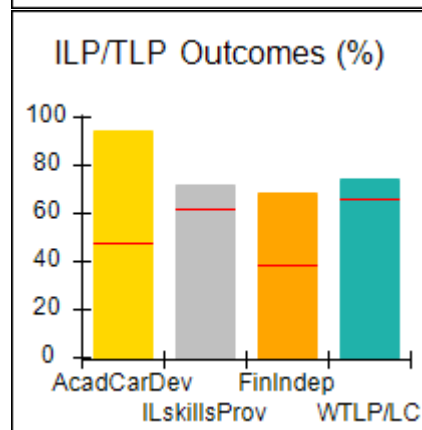
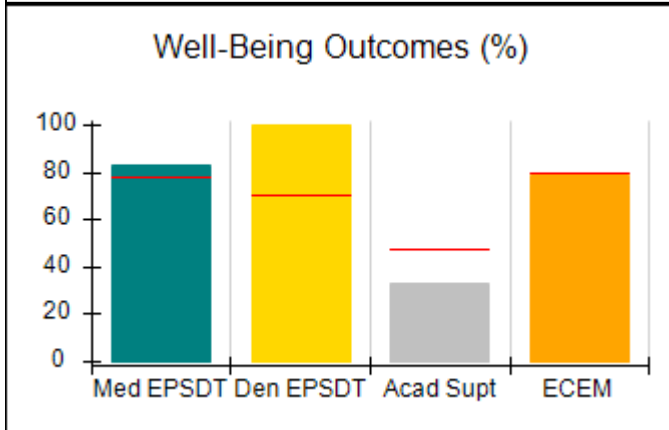
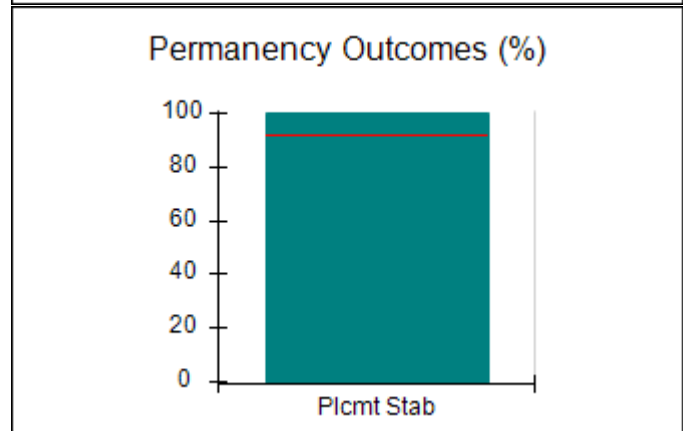
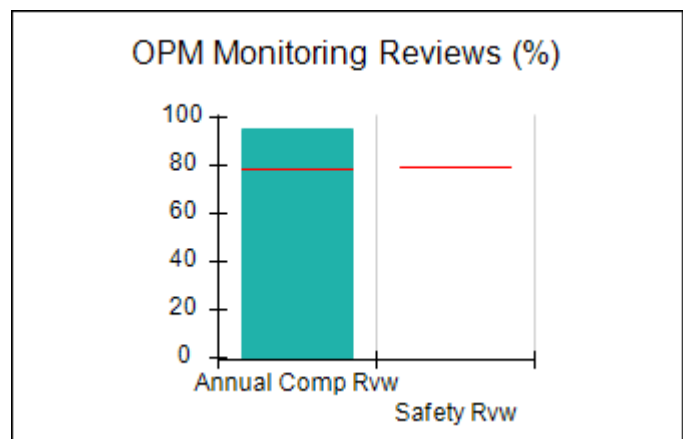
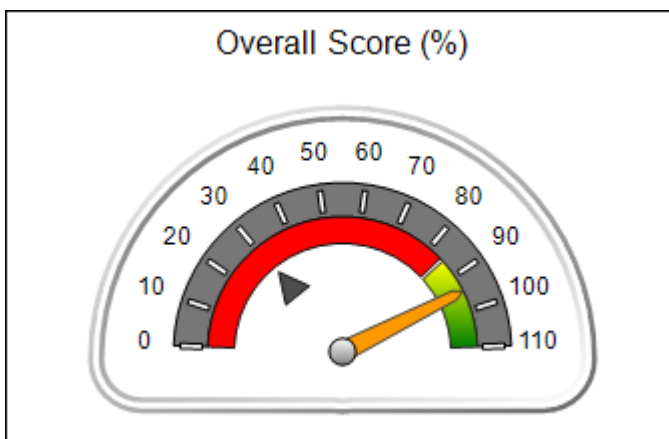
Performance-Based Placement Measures RBWO Provider GA+SCORECARD - ILP/TLP

Report Quarter: Q1 FY2021

Provider/Program Name: United Methodist Children Home of the North GA Conference - DBA Wellroot Family Services - ILP (4428) - ILP			
1967 Lakeside Pkwy, Tucker, GA 30084	Quarterly Scores (Grades)		Current Quarter Score (Grade)
Phone: 404-327-5820	Q1: 94.60 (A)	Q2: (N/A)	94.60% (A)
Vendor ID# 63445	Q3: (N/A)	Q4: (N/A)	
Program Census Information:	# Children in Care During Quarter: 7	# Placements During Quarter: 7	# Children in Care On Last Day: 7

Quarterly Provider Comparisons to All ILP/TLPs

▼ — indicates average for all ILP/TLPs





Performance-Based Placement Measures RBWO Provider GA+SCORECARD - ILP/TLP

Report Quarter: Q1 FY2021

Provider/Program Name: United Methodist Children Home of the North GA Conference - DBA Wellroot Family Services - ILP (4428) - ILP				
1967 Lakeside Pkwy, Tucker, GA 30084		Quarterly Scores (Grades)		Current Quarter Score (Grade)
Phone: 404-327-5820		Q1: 94.60 (A)	Q2: (N/A)	94.60% (A)
Vendor ID# 63445		Q3: (N/A)	Q4: (N/A)	
Program Census Information:		# Children in Care During Quarter: 7	# Placements During Quarter: 7	# Children in Care On Last Day: 7
	Avg Performance All ILP/TLPs (%)	Provider Performance (%)*	Possible Points (Weight)	Provider Points Earned
OPM Monitoring Reviews				
Annual Comprehensive Reviews	79%	95%	15	14.30
Safety Reviews	79%	Not Yet Conducted		
Monitoring Sub-Total			15	14.30
ILP/TLP Safety Outcomes				
Incidence of Maltreatment	0.00%	Not Eligible		
Staff Training/Foundations	95%	100%	6.5	6.50
Staff Safety Checks	73%	100%	6.5	6.50
Safety Sub-Total			13	13.00
ILP/TLP Permanency Outcomes				
Placement Stability	92%	100%	3	3.00
Permanency Sub-Total			3	3.00
ILP/TLP Well-Being Outcomes				
EPSDT Medical Visits	78%	83%	4	3.32
EPSDT Dental Visits	70%	100%	4	4.00
Academic Supports	47%	33%	2	0.66
Provider ECEM Visits	79%	79%	4	3.16
Placements with Siblings	12%	Not Eligible	Not Scored	Not Scored
Placements within Legal County	23%	0%	Not Scored	Not Scored
Well-Being Sub-Total			14	11.14
ILP/TLP Specialty Outcomes				
Academic/Career Development	47%	94%	10	9.40
Ind Living Skills Provision	62%	72%	15	10.80
Financial Independence	39%	68%	5	3.40
WTLP/Life Coach	66%	74%	15	11.10
Specialty Sub-Total			45	34.70
*Performance calculation descriptions can be found in the FY 2019 RBWO PBP Measurements and Standards Guide.				

Monitoring & Outcomes: Possible Points = 95	Points Earned = 76.14
--	------------------------------



Performance-Based Placement Measures RBWO Provider GA+SCORECARD - ILP/TLP

Report Quarter: Q1 FY2021

Score Before Incentives Credit	84.60%
Incentives Awarded	10.00 pts
PBP Verification	0.00 pts
Total Score	94.60%

Provider/Program Name: United Methodist Children Home of the North GA Conference - DBA Wellroot Family Services - ILP (4428) - ILP

Program Census Information:	# Children in Care During Quarter: 7	# Placements During Quarter: 7	# Children in Care On Last Day: 7	
ILP/TLP Incentive Credits	Avg Performance All ILP/TLPs (Points)	Provider Performance (%)*	Possible Points (Weight)	Provider Points Earned
No DOC Involvement		72%	5	3.60
Community Connections		0%	4	0.00
Positive Permanency Connections		100%	5	5.00
HS Grad/GED/Prof or Trade Certificate/College		N/A	10/5/5/1	
Part-Time Employment with Medical Benefits		Not Eligible	10	
Living Arrangements at Discharge		Not Eligible	10	
Additional Academic Supports		33%	2	0.66
Additional IL Skills Provision		11%	5	0.55
Active Agency Accreditation		50%	4	2.00
Staff Clinical Licensure		0%	5	0.00
Incentives Total	7.45			11.81

*Performance calculation descriptions can be found in the FY 2019 RBWO PBP Measurements and Standards Guide.

Child Protective Services Investigations and Dispositions

The following investigations data, which is not used for scoring but is considered significant to a provider's performance, is from Georgia SHINES and is not considered final or complete until the end of the fiscal year.

Total Reports:	0
Number Screened In:	0
Number Screened Out:	0
Number Substantiated:	0
Number Unsubstantiated:	0
Number Active CPS Investigations:	0



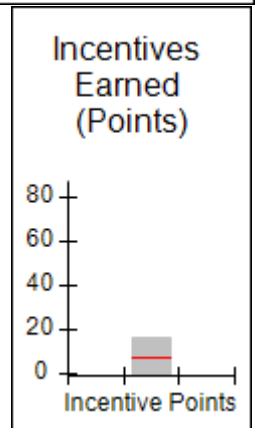
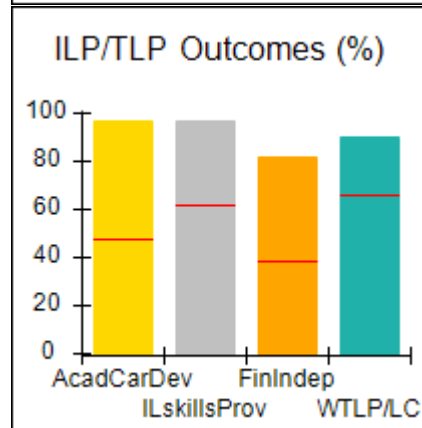
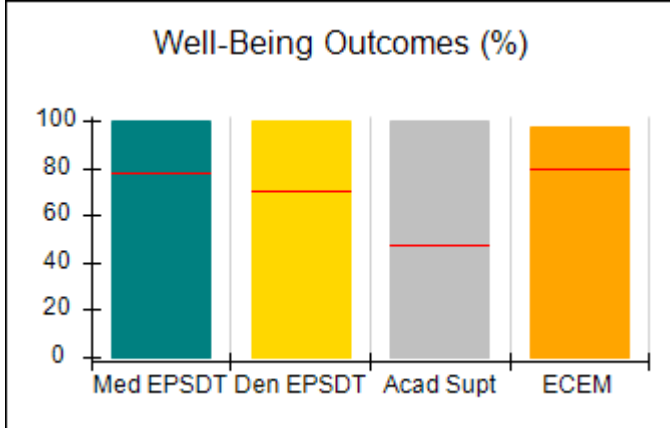
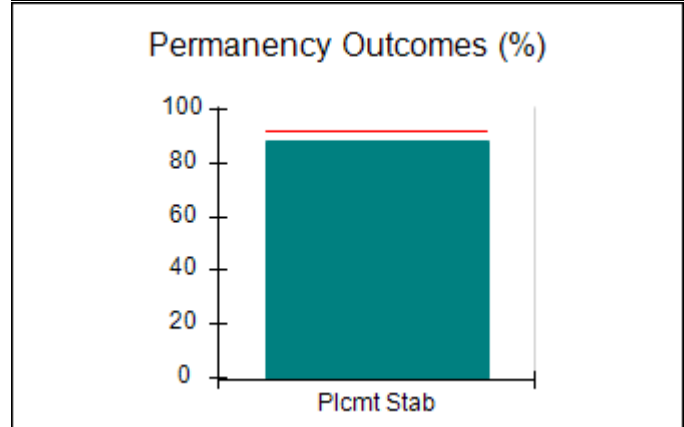
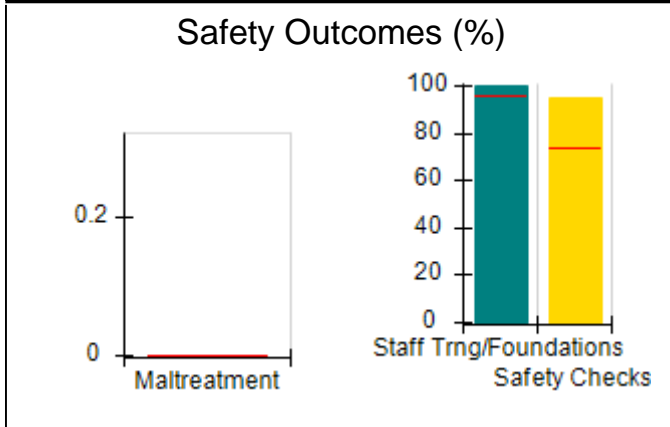
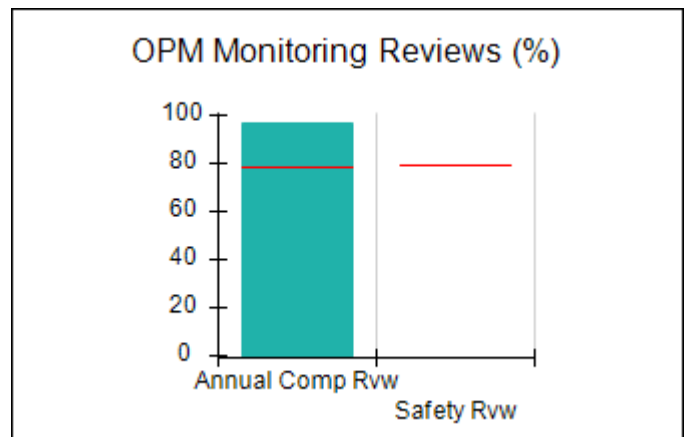
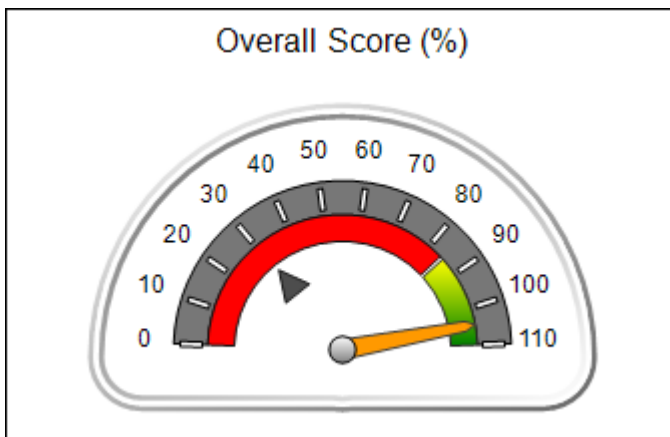
Performance-Based Placement Measures RBWO Provider GA+SCORECARD - ILP/TLP

Report Quarter: Q1 FY2021

Provider/Program Name: United Methodist Children Home of the North GA Conference - DBA Wellroot Family Services - TLP (849) - TLP			
1313 Stonemill Way, Stone Mountain, GA 30083	Quarterly Scores (Grades)		Current Quarter Score (Grade)
Phone: 404-327-5820	Q1: 104.56 (A+)	Q2: (N/A)	104.56% (A+)
Vendor ID# 35627	Q3: (N/A)	Q4: (N/A)	
Program Census Information:	# Children in Care During Quarter: 16	# Placements During Quarter: 16	# Children in Care On Last Day: 11

Quarterly Provider Comparisons to All ILP/TLPs

▼ — indicates average for all ILP/TLPs





Performance-Based Placement Measures RBWO Provider GA+SCORECARD - ILP/TLP

Report Quarter: Q1 FY2021

Provider/Program Name: United Methodist Children Home of the North GA Conference - DBA Wellroot Family Services - TLP (849) - TLP				
1313 Stonemill Way, Stone Mountain, GA 30083		Quarterly Scores (Grades)		Current Quarter Score (Grade)
Phone: 404-327-5820		Q1: 104.56 (A+)	Q2: (N/A)	104.56% (A+)
Vendor ID# 35627		Q3: (N/A)	Q4: (N/A)	
Program Census Information:		# Children in Care During Quarter: 16	# Placements During Quarter: 16	# Children in Care On Last Day: 11
	Avg Performance All ILP/TLPs (%)	Provider Performance (%)*	Possible Points (Weight)	Provider Points Earned
OPM Monitoring Reviews				
Annual Comprehensive Reviews	79%	97%	15	14.52
Safety Reviews	79%	Not Yet Conducted		
Monitoring Sub-Total			15	14.52
ILP/TLP Safety Outcomes				
Incidence of Maltreatment	0.00%	No Substantiated Reports	3	3.00
Staff Training/Foundations	95%	100%	5	5.00
Staff Safety Checks	73%	95%	5	4.75
Safety Sub-Total			13	12.75
ILP/TLP Permanency Outcomes				
Placement Stability	92%	88%	3	2.64
Permanency Sub-Total			3	2.64
ILP/TLP Well-Being Outcomes				
EPSDT Medical Visits	78%	100%	4	4.00
EPSDT Dental Visits	70%	100%	4	4.00
Academic Supports	47%	100%	2	2.00
Provider ECEM Visits	79%	97%	4	3.88
Placements with Siblings	12%	Not Eligible	Not Scored	Not Scored
Placements within Legal County	23%	33%	Not Scored	Not Scored
Well-Being Sub-Total			14	13.88
ILP/TLP Specialty Outcomes				
Academic/Career Development	47%	97%	10	9.70
Ind Living Skills Provision	62%	97%	15	14.55
Financial Independence	39%	82%	5	4.10
WTLP/Life Coach	66%	90%	15	13.50
Specialty Sub-Total			45	41.85
*Performance calculation descriptions can be found in the FY 2019 RBWO PBP Measurements and Standards Guide.				

Monitoring & Outcomes: Possible Points = 95	Points Earned = 85.64
--	------------------------------



Performance-Based Placement Measures
RBWO Provider GA+SCORECARD - ILP/TLP

Report Quarter: Q1 FY2021

Score Before Incentives Credit	95.16%
Incentives Awarded	10.00 pts
PBP Verification	-0.60 pts
Total Score	104.56%

Provider/Program Name: United Methodist Children Home of the North GA Conference - DBA Wellroot Family Services - TLP (849) - TLP

Program Census Information:		# Children in Care During Quarter: 16	# Placements During Quarter: 16	# Children in Care On Last Day: 11
ILP/TLP Incentive Credits	Avg Performance All ILP/TLPs (Points)	Provider Performance (%)*	Possible Points (Weight)	Provider Points Earned
No DOC Involvement		97%	5	4.85
Community Connections		0%	4	0.00
Positive Permanency Connections		100%	5	5.00
HS Grad/GED/Prof or Trade Certificate/College		N/A	10/5/5/1	
Part-Time Employment with Medical Benefits		0%	10	0.00
Living Arrangements at Discharge		0%	10	0.00
Additional Academic Supports		100%	2	2.00
Additional IL Skills Provision		54%	5	2.70
Active Agency Accreditation		50%	4	2.00
Staff Clinical Licensure		0%	5	0.00
Incentives Total	7.45			16.55

*Performance calculation descriptions can be found in the FY 2019 RBWO PBP Measurements and Standards Guide.

Child Protective Services Investigations and Dispositions

The following investigations data, which is not used for scoring but is considered significant to a provider's performance, is from Georgia SHINES and is not considered final or complete until the end of the fiscal year.

Total Reports:	0
Number Screened In:	0
Number Screened Out:	0
Number Substantiated:	0
Number Unsubstantiated:	0
Number Active CPS Investigations:	0



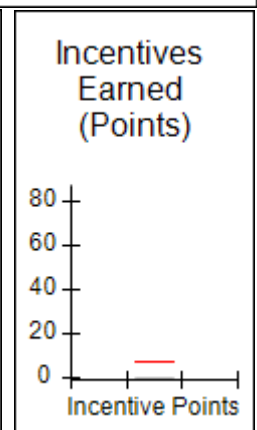
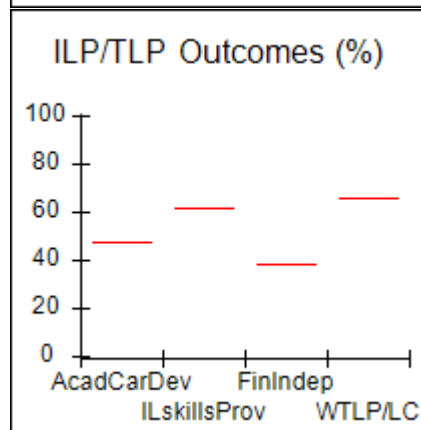
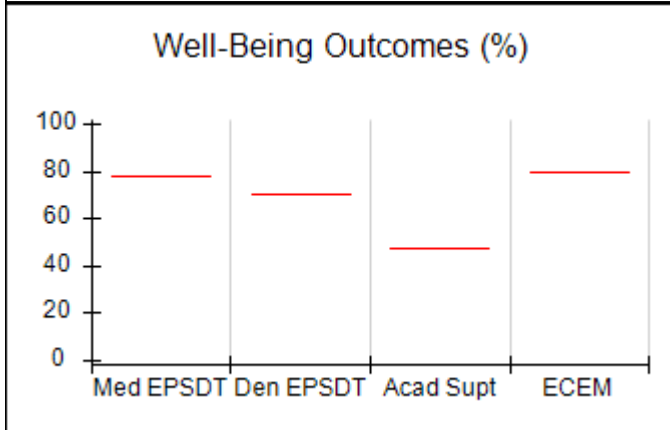
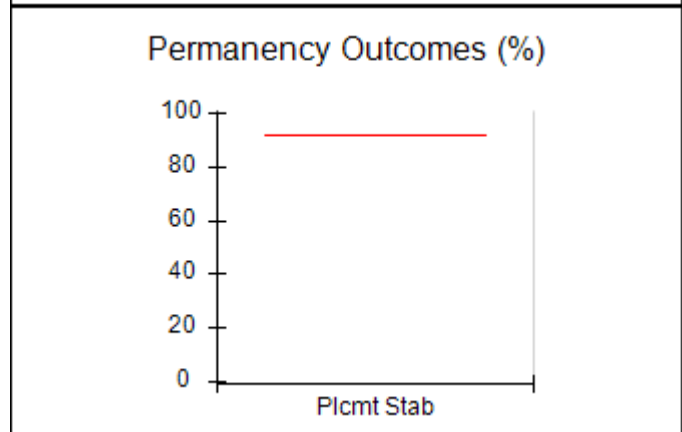
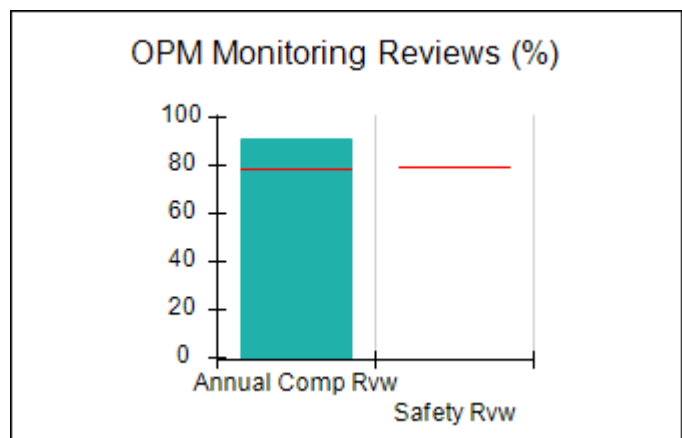
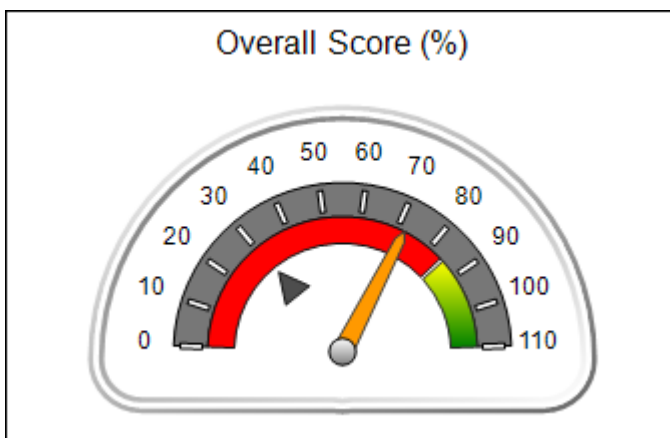
Performance-Based Placement Measures RBWO Provider GA+SCORECARD - ILP/TLP

Report Quarter: Q1 FY2021

Provider/Program Name: Untapped Potential LLC - Brook Haven (5273) - ILP			
100 Brook Haven Circle, Fort Oglethorpe, GA 30742	Quarterly Scores (Grades)		Current Quarter Score (Grade)
Phone: 404-781-9437	Q1: 72.03 (C-)	Q2: (N/A)	72.03% (C-)
Vendor ID# 161457	Q3: (N/A)	Q4: (N/A)	
Program Census Information:	# Children in Care During Quarter: 0	# Placements During Quarter: 0	# Children in Care On Last Day: 0

Quarterly Provider Comparisons to All ILP/TLPs

— indicates average for all ILP/TLPs





Performance-Based Placement Measures RBWO Provider GA+SCORECARD - ILP/TLP

Report Quarter: Q1 FY2021

Provider/Program Name: Untapped Potential LLC - Brook Haven (5273) - ILP				
100 Brook Haven Circle, Fort Oglethorpe, GA 30742		Quarterly Scores (Grades)		Current Quarter Score (Grade)
Phone: 404-781-9437		Q1: 72.03 (C-)	Q2: (N/A)	72.03% (C-)
Vendor ID# 161457		Q3: (N/A)	Q4: (N/A)	
Program Census Information:		# Children in Care During Quarter: 0	# Placements During Quarter: 0	# Children in Care On Last Day: 0
	Avg Performance All ILP/TLPs (%)	Provider Performance (%)*	Possible Points (Weight)	Provider Points Earned
OPM Monitoring Reviews				
Annual Comprehensive Reviews	79%	91%	15	13.67
Safety Reviews	79%	Not Yet Conducted		
Monitoring Sub-Total			15	13.67
ILP/TLP Safety Outcomes				
Incidence of Maltreatment	0.00%	Not Eligible		
Staff Training/Foundations	95%	100%	6.5	6.50
Staff Safety Checks	73%	0%	6.5	0.00
Safety Sub-Total			13	6.50
ILP/TLP Permanency Outcomes				
Placement Stability	92%	Not Eligible		
Permanency Sub-Total			N/A	
ILP/TLP Well-Being Outcomes				
EPSDT Medical Visits	78%	Not Eligible		
EPSDT Dental Visits	70%	Not Eligible		
Academic Supports	47%	Not Eligible		
Provider ECEM Visits	79%	Not Eligible		
Placements with Siblings	12%	Not Eligible	Not Scored	Not Scored
Placements within Legal County	23%	Not Eligible	Not Scored	Not Scored
Well-Being Sub-Total			N/A	
ILP/TLP Specialty Outcomes				
Academic/Career Development	47%	Not Eligible		
Ind Living Skills Provision	62%	Not Eligible		
Financial Independence	39%	Not Eligible		
WTLP/Life Coach	66%	Not Eligible		
Specialty Sub-Total			N/A	

*Performance calculation descriptions can be found in the FY 2019 RBWO PBP Measurements and Standards Guide.

Monitoring & Outcomes: Possible Points = 28	Points Earned = 20.17
Score Before Incentives Credit	72.03%



Performance-Based Placement Measures
RBWO Provider GA+SCORECARD - ILP/TLP

Report Quarter: Q1 FY2021

Incentives Awarded	00.00 pts
PBP Verification	N/A pts
Total Score	72.03%

Provider/Program Name: Untapped Potential LLC - Brook Haven (5273) - ILP

Program Census Information:		# Children in Care During Quarter: 0	# Placements During Quarter: 0	# Children in Care On Last Day: 0
ILP/TLP Incentive Credits	Avg Performance All ILP/TLPs (Points)	Provider Performance (%)*	Possible Points (Weight)	Provider Points Earned
No DOC Involvement		Not Eligible	5	
Community Connections		Not Eligible	4	
Positive Permanency Connections		Not Eligible	5	
HS Grad/GED/Prof or Trade Certificate/College		N/A	10/5/5/1	
Part-Time Employment with Medical Benefits		Not Eligible	10	
Living Arrangements at Discharge		Not Eligible	10	
Additional Academic Supports		Not Eligible	2	
Additional IL Skills Provision		Not Eligible	5	
Active Agency Accreditation		0%	4	0.00
Staff Clinical Licensure		0%	5	0.00
Incentives Total	7.45			0.00

*Performance calculation descriptions can be found in the FY 2019 RBWO PBP Measurements and Standards Guide.

Child Protective Services Investigations and Dispositions

The following investigations data, which is not used for scoring but is considered significant to a provider's performance, is from Georgia SHINES and is not considered final or complete until the end of the fiscal year.

Total Reports:	0
Number Screened In:	0
Number Screened Out:	0
Number Substantiated:	0
Number Unsubstantiated:	0
Number Active CPS Investigations:	0




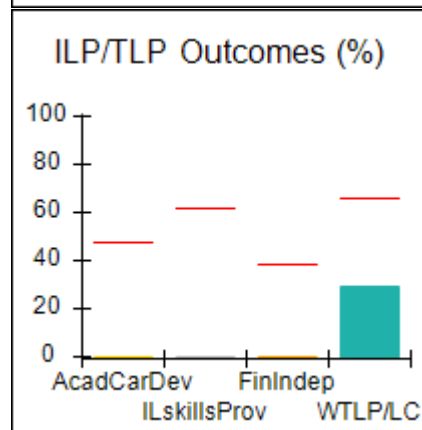
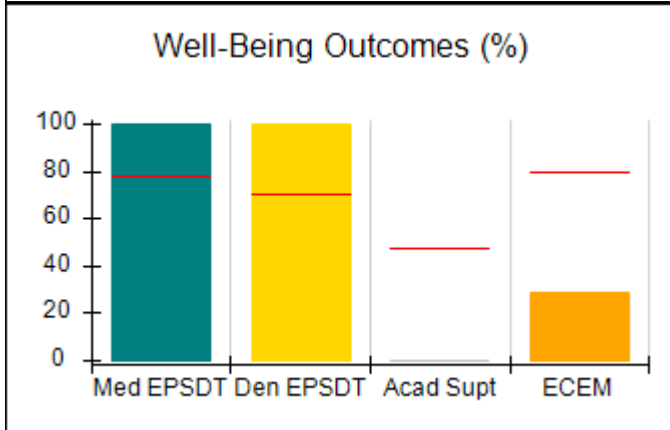
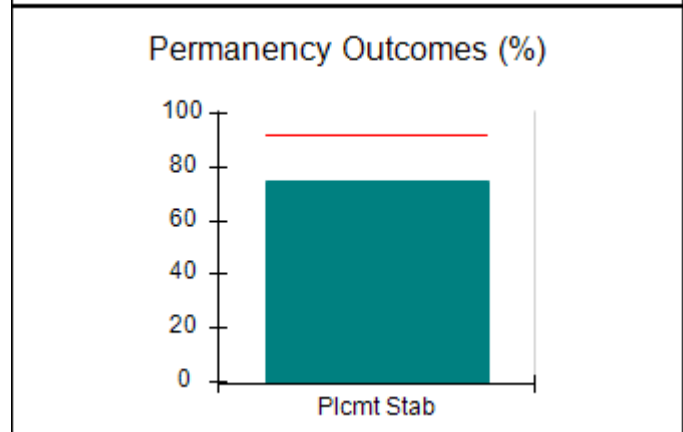
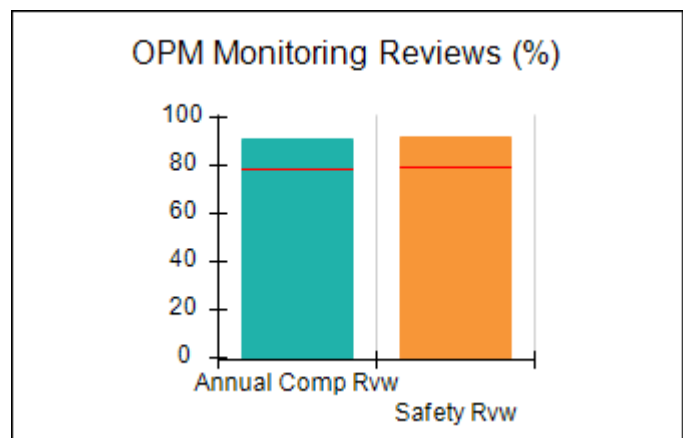
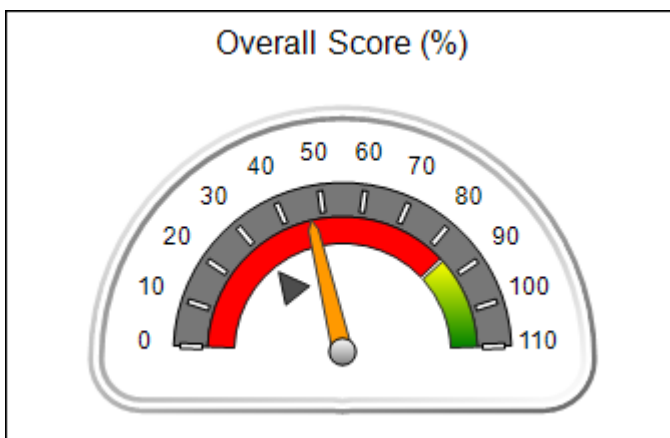
Performance-Based Placement Measures RBWO Provider GA+SCORECARD - ILP/TLP

Report Quarter: Q1 FY2021

Provider/Program Name: Untapped Potential LLC - Corey (5369) - ILP			
603 Corey Circle, Fort Oglethorpe, GA 30742	Quarterly Scores (Grades)		Current Quarter Score (Grade)
Phone: 404-781-9437	Q1: 46.60 (F)	Q2: (N/A)	46.60% (F)
Vendor ID# 161459	Q3: (N/A)	Q4: (N/A)	
Program Census Information:	# Children in Care During Quarter: 4	# Placements During Quarter: 4	# Children in Care On Last Day: 2

Quarterly Provider Comparisons to All ILP/TLPs

▼ — indicates average for all ILP/TLPs





Performance-Based Placement Measures RBWO Provider GA+SCORECARD - ILP/TLP

Report Quarter: Q1 FY2021

Provider/Program Name: Untapped Potential LLC - Corey (5369) - ILP				
603 Corey Circle, Fort Oglethorpe, GA 30742		Quarterly Scores (Grades)		Current Quarter Score (Grade)
Phone: 404-781-9437		Q1: 46.60 (F)	Q2: (N/A)	46.60% (F)
Vendor ID# 161459		Q3: (N/A)	Q4: (N/A)	
Program Census Information:		# Children in Care During Quarter: 4	# Placements During Quarter: 4	# Children in Care On Last Day: 2
	Avg Performance All ILP/TLPs (%)	Provider Performance (%)*	Possible Points (Weight)	Provider Points Earned
OPM Monitoring Reviews				
Annual Comprehensive Reviews	79%	91%	15	13.67
Safety Reviews	79%	92%	10	9.17
Monitoring Sub-Total			25	22.84
ILP/TLP Safety Outcomes				
Incidence of Maltreatment	0.00%	No Substantiated Reports	3	3.00
Staff Training/Foundations	95%	100%	5	5.00
Staff Safety Checks	73%	0%	5	0.00
Safety Sub-Total			13	8.00
ILP/TLP Permanency Outcomes				
Placement Stability	92%	75%	3	2.25
Permanency Sub-Total			3	2.25
ILP/TLP Well-Being Outcomes				
EPSDT Medical Visits	78%	100%	4	4.00
EPSDT Dental Visits	70%	100%	4	4.00
Academic Supports	47%	0%	2	0.00
Provider ECEM Visits	79%	29%	4	1.16
Placements with Siblings	12%	Not Eligible	Not Scored	Not Scored
Placements within Legal County	23%	0%	Not Scored	Not Scored
Well-Being Sub-Total			14	9.16
ILP/TLP Specialty Outcomes				
Academic/Career Development	47%	0%	10	0.00
Ind Living Skills Provision	62%	0%	15	0.00
Financial Independence	39%	0%	5	0.00
WTLP/Life Coach	66%	29%	15	4.35
Specialty Sub-Total			45	4.35

*Performance calculation descriptions can be found in the FY 2019 RBWO PBP Measurements and Standards Guide.

Monitoring & Outcomes: Possible Points = 100	Points Earned = 46.60
---	------------------------------



Performance-Based Placement Measures
RBWO Provider GA+SCORECARD - ILP/TLP

Report Quarter: Q1 FY2021

Score Before Incentives Credit	46.60%
Incentives Awarded	00.00 pts
PBP Verification	N/A pts
Total Score	46.60%

Provider/Program Name: Untapped Potential LLC - Corey (5369) - ILP

Program Census Information:		# Children in Care During Quarter: 4	# Placements During Quarter: 4	# Children in Care On Last Day: 2
ILP/TLP Incentive Credits	Avg Performance All ILP/TLPs (Points)	Provider Performance (%)*	Possible Points (Weight)	Provider Points Earned
No DOC Involvement		0%	5	0.00
Community Connections		0%	4	0.00
Positive Permanency Connections		0%	5	0.00
HS Grad/GED/Prof or Trade Certificate/College		N/A	10/5/5/1	
Part-Time Employment with Medical Benefits		0%	10	0.00
Living Arrangements at Discharge		0%	10	0.00
Additional Academic Supports		0%	2	0.00
Additional IL Skills Provision		0%	5	0.00
Active Agency Accreditation		0%	4	0.00
Staff Clinical Licensure		0%	5	0.00
Incentives Total	7.45			0.00

*Performance calculation descriptions can be found in the FY 2019 RBWO PBP Measurements and Standards Guide.

Child Protective Services Investigations and Dispositions

The following investigations data, which is not used for scoring but is considered significant to a provider's performance, is from Georgia SHINES and is not considered final or complete until the end of the fiscal year.

Total Reports:	0
Number Screened In:	0
Number Screened Out:	0
Number Substantiated:	0
Number Unsubstantiated:	0
Number Active CPS Investigations:	0




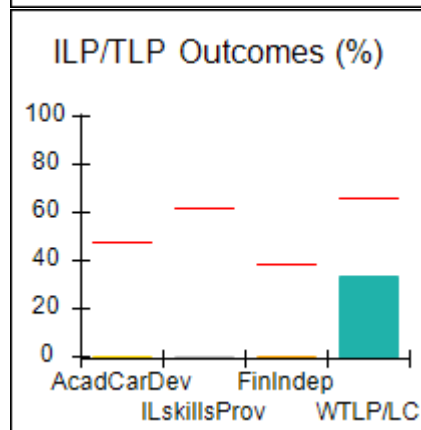
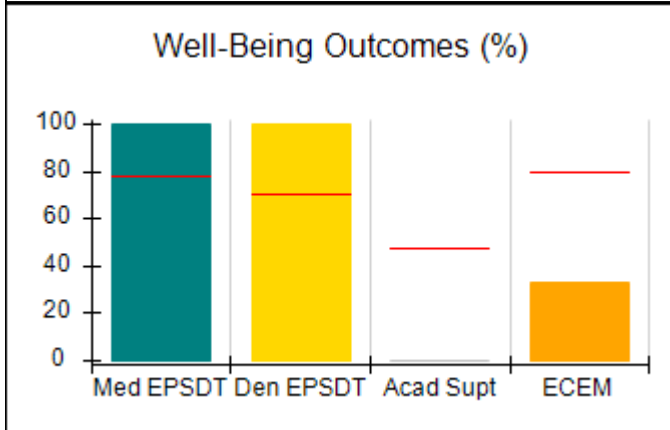
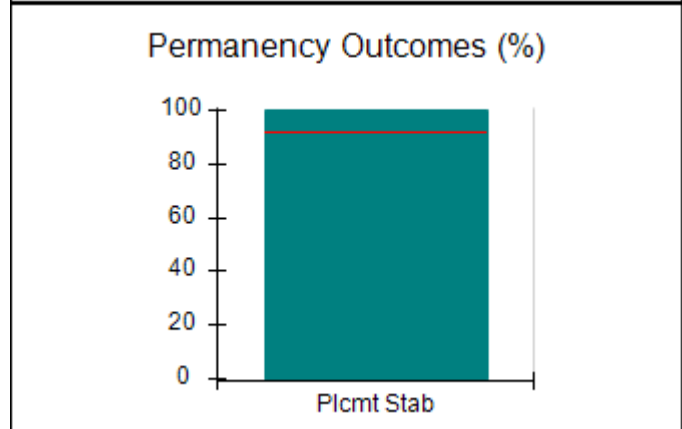
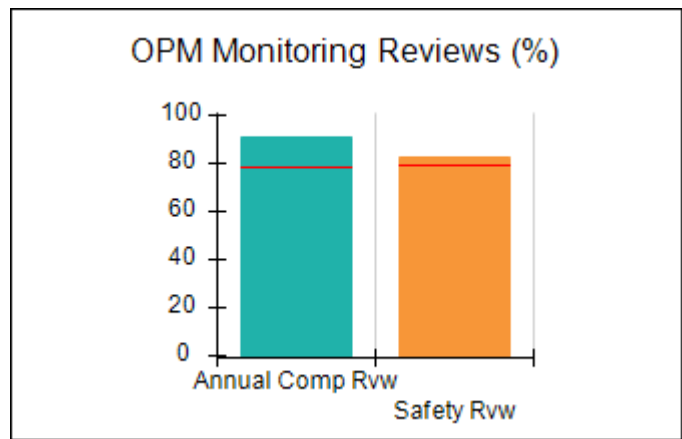
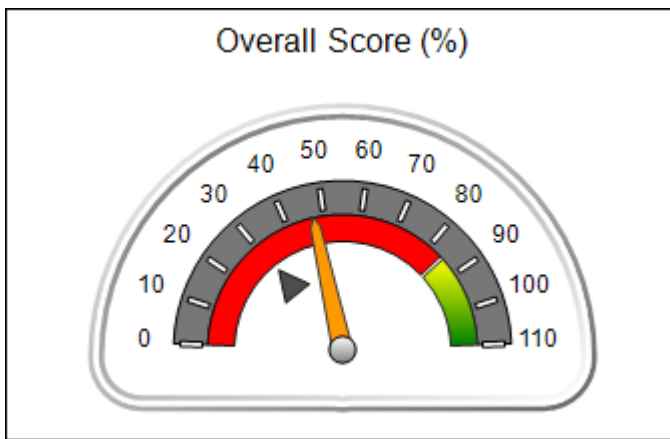
Performance-Based Placement Measures RBWO Provider GA+SCORECARD - ILP/TLP

Report Quarter: Q1 FY2021

Provider/Program Name: Untapped Potential LLC - Cross (5368) - ILP			
1011 Cross St, Rossville, GA 30741	Quarterly Scores (Grades)		Current Quarter Score (Grade)
Phone: 404-781-9437	Q1: 47.19 (F)	Q2: (N/A)	47.19% (F)
Vendor ID# 161460	Q3: (N/A)	Q4: (N/A)	
Program Census Information:	# Children in Care During Quarter: 3	# Placements During Quarter: 3	# Children in Care On Last Day: 3

Quarterly Provider Comparisons to All ILP/TLPs

▼ — indicates average for all ILP/TLPs





Performance-Based Placement Measures RBWO Provider GA+SCORECARD - ILP/TLP

Report Quarter: Q1 FY2021

Provider/Program Name: Untapped Potential LLC - Cross (5368) - ILP				
1011 Cross St, Rossville, GA 30741		Quarterly Scores (Grades)		Current Quarter Score (Grade)
Phone: 404-781-9437		Q1: 47.19 (F)	Q2: (N/A)	47.19% (F)
Vendor ID# 161460		Q3: (N/A)	Q4: (N/A)	
Program Census Information:		# Children in Care During Quarter: 3	# Placements During Quarter: 3	# Children in Care On Last Day: 3
	Avg Performance All ILP/TLPs (%)	Provider Performance (%)*	Possible Points (Weight)	Provider Points Earned
OPM Monitoring Reviews				
Annual Comprehensive Reviews	79%	91%	15	13.67
Safety Reviews	79%	83%	10	8.25
Monitoring Sub-Total			25	21.92
ILP/TLP Safety Outcomes				
Incidence of Maltreatment	0.00%	No Substantiated Reports	3	3.00
Staff Training/Foundations	95%	100%	5	5.00
Staff Safety Checks	73%	0%	5	0.00
Safety Sub-Total			13	8.00
ILP/TLP Permanency Outcomes				
Placement Stability	92%	100%	3	3.00
Permanency Sub-Total			3	3.00
ILP/TLP Well-Being Outcomes				
EPSDT Medical Visits	78%	100%	4	4.00
EPSDT Dental Visits	70%	100%	4	4.00
Academic Supports	47%	0%	2	0.00
Provider ECEM Visits	79%	33%	4	1.32
Placements with Siblings	12%	Not Eligible	Not Scored	Not Scored
Placements within Legal County	23%	Not Eligible	Not Scored	Not Scored
Well-Being Sub-Total			14	9.32
ILP/TLP Specialty Outcomes				
Academic/Career Development	47%	0%	10	0.00
Ind Living Skills Provision	62%	0%	15	0.00
Financial Independence	39%	0%	5	0.00
WTLP/Life Coach	66%	33%	15	4.95
Specialty Sub-Total			45	4.95
*Performance calculation descriptions can be found in the FY 2019 RBWO PBP Measurements and Standards Guide.				

Monitoring & Outcomes: Possible Points = 100	Points Earned = 47.19
---	------------------------------



Performance-Based Placement Measures RBWO Provider GA+SCORECARD - ILP/TLP

Report Quarter: Q1 FY2021

Score Before Incentives Credit	47.19%
Incentives Awarded	00.00 pts
PBP Verification	N/A pts
Total Score	47.19%

Provider/Program Name: Untapped Potential LLC - Cross (5368) - ILP				
Program Census Information:		# Children in Care During Quarter: 3	# Placements During Quarter: 3	# Children in Care On Last Day: 3
ILP/TLP Incentive Credits	Avg Performance All ILP/TLPs (Points)	Provider Performance (%)*	Possible Points (Weight)	Provider Points Earned
No DOC Involvement		0%	5	0.00
Community Connections		0%	4	0.00
Positive Permanency Connections		0%	5	0.00
HS Grad/GED/Prof or Trade Certificate/College		N/A	10/5/5/1	
Part-Time Employment with Medical Benefits		Not Eligible	10	
Living Arrangements at Discharge		Not Eligible	10	
Additional Academic Supports		0%	2	0.00
Additional IL Skills Provision		0%	5	0.00
Active Agency Accreditation		0%	4	0.00
Staff Clinical Licensure		0%	5	0.00
Incentives Total	7.45			0.00

*Performance calculation descriptions can be found in the FY 2019 RBWO PBP Measurements and Standards Guide.

Child Protective Services Investigations and Dispositions	
The following investigations data, which is not used for scoring but is considered significant to a provider's performance, is from Georgia SHINES and is not considered final or complete until the end of the fiscal year.	
Total Reports:	0
Number Screened In:	0
Number Screened Out:	0
Number Substantiated:	0
Number Unsubstantiated:	0
Number Active CPS Investigations:	0


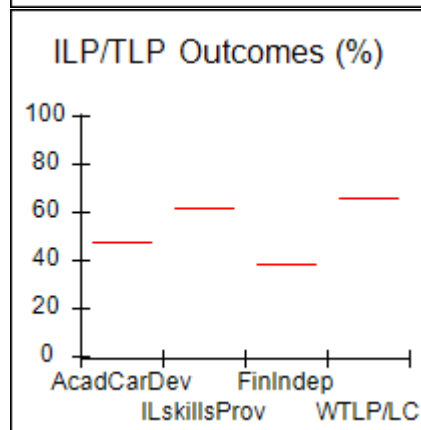
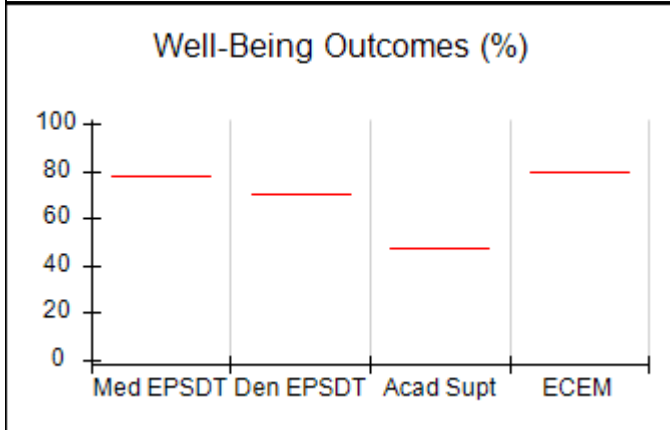
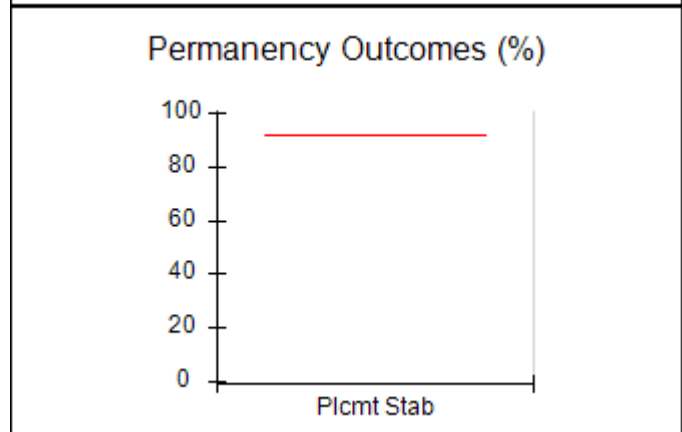
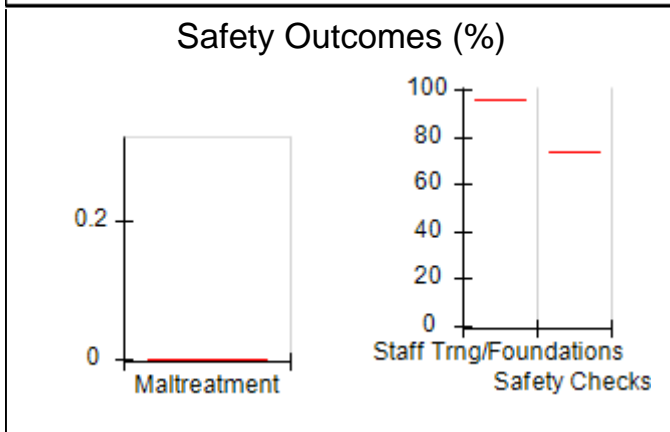
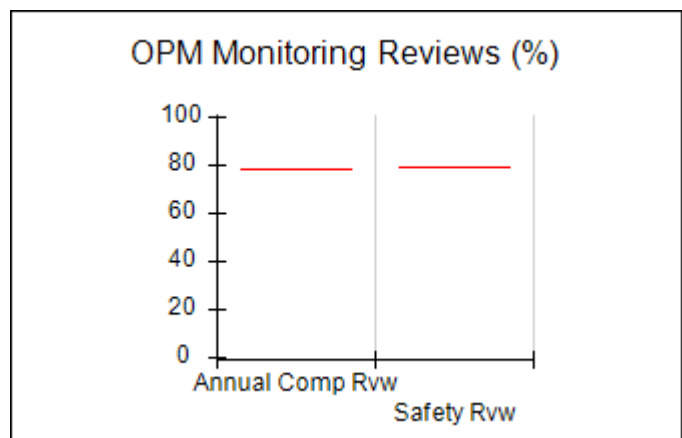
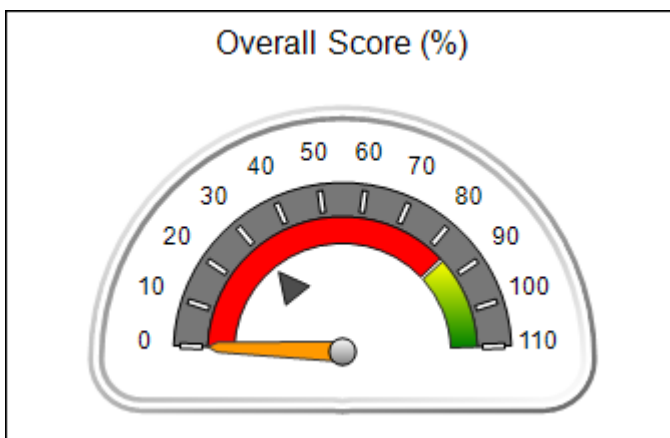


Performance-Based Placement Measures RBWO Provider GA+SCORECARD - ILP/TLP

Report Quarter: Q1 FY2021

Provider/Program Name: Untapped Potential LLC - Park Canyon (5427) - ILP			
284 Park Canyon Dr., Dalton, GA 30720	Quarterly Scores (Grades)		Current Quarter Score (Grade)
Phone: 404-781-9437	Q1: 00.00 (F)	Q2: (N/A)	00.00% (F)
Vendor ID# 167663	Q3: (N/A)	Q4: (N/A)	
Program Census Information:	# Children in Care During Quarter: 0	# Placements During Quarter: 0	# Children in Care On Last Day: 0
Quarterly Provider Comparisons to All ILP/TLPs			

▼ — indicates average for all ILP/TLPs





Performance-Based Placement Measures RBWO Provider GA+SCORECARD - ILP/TLP

Report Quarter: Q1 FY2021

Provider/Program Name: Untapped Potential LLC - Park Canyon (5427) - ILP				
284 Park Canyon Dr., Dalton, GA 30720		Quarterly Scores (Grades)		Current Quarter Score (Grade)
Phone: 404-781-9437		Q1: 00.00 (F)	Q2: (N/A)	00.00% (F)
Vendor ID# 167663		Q3: (N/A)	Q4: (N/A)	
Program Census Information:		# Children in Care During Quarter: 0	# Placements During Quarter: 0	# Children in Care On Last Day: 0
	Avg Performance All ILP/TLPs (%)	Provider Performance (%)*	Possible Points (Weight)	Provider Points Earned
OPM Monitoring Reviews				
Annual Comprehensive Reviews	79%	Not Yet Conducted		
Safety Reviews	79%	Not Yet Conducted		
Monitoring Sub-Total				0.00
ILP/TLP Safety Outcomes				
Incidence of Maltreatment	0.00%	Not Eligible		
Staff Training/Foundations	95%	Not Eligible		
Staff Safety Checks	73%	Not Eligible		
Safety Sub-Total			N/A	
ILP/TLP Permanency Outcomes				
Placement Stability	92%	Not Eligible		
Permanency Sub-Total			N/A	
ILP/TLP Well-Being Outcomes				
EPSDT Medical Visits	78%	Not Eligible		
EPSDT Dental Visits	70%	Not Eligible		
Academic Supports	47%	Not Eligible		
Provider ECEM Visits	79%	Not Eligible		
Placements with Siblings	12%	Not Eligible	Not Scored	Not Scored
Placements within Legal County	23%	Not Eligible	Not Scored	Not Scored
Well-Being Sub-Total			N/A	
ILP/TLP Specialty Outcomes				
Academic/Career Development	47%	Not Eligible		
Ind Living Skills Provision	62%	Not Eligible		
Financial Independence	39%	Not Eligible		
WTLP/Life Coach	66%	Not Eligible		
Specialty Sub-Total			N/A	
*Performance calculation descriptions can be found in the FY 2019 RBWO PBP Measurements and Standards Guide.				

Monitoring & Outcomes: Possible Points = 0	Points Earned = N/A
Score Before Incentives Credit	#Error



Performance-Based Placement Measures
RBWO Provider GA+SCORECARD - ILP/TLP

Report Quarter: Q1 FY2021

Incentives Awarded	00.00 pts
PBP Verification	N/A pts
Total Score	00.00%

Provider/Program Name: Untapped Potential LLC - Park Canyon (5427) - ILP

Program Census Information:		# Children in Care During Quarter: 0	# Placements During Quarter: 0	# Children in Care On Last Day: 0
ILP/TLP Incentive Credits	Avg Performance All ILP/TLPs (Points)	Provider Performance (%)*	Possible Points (Weight)	Provider Points Earned
No DOC Involvement		Not Eligible	5	
Community Connections		Not Eligible	4	
Positive Permanency Connections		Not Eligible	5	
HS Grad/GED/Prof or Trade Certificate/College		N/A	10/5/5/1	
Part-Time Employment with Medical Benefits		Not Eligible	10	
Living Arrangements at Discharge		Not Eligible	10	
Additional Academic Supports		Not Eligible	2	
Additional IL Skills Provision		Not Eligible	5	
Active Agency Accreditation		0%	4	0.00
Staff Clinical Licensure		0%	5	0.00
Incentives Total	7.45			0.00

*Performance calculation descriptions can be found in the FY 2019 RBWO PBP Measurements and Standards Guide.

Child Protective Services Investigations and Dispositions

The following investigations data, which is not used for scoring but is considered significant to a provider's performance, is from Georgia SHINES and is not considered final or complete until the end of the fiscal year.

Total Reports:	0
Number Screened In:	0
Number Screened Out:	0
Number Substantiated:	0
Number Unsubstantiated:	0
Number Active CPS Investigations:	0

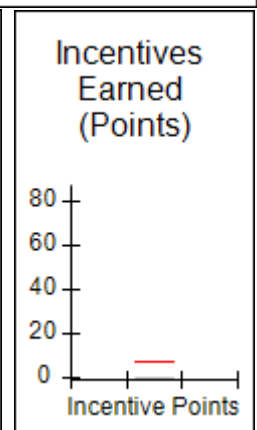
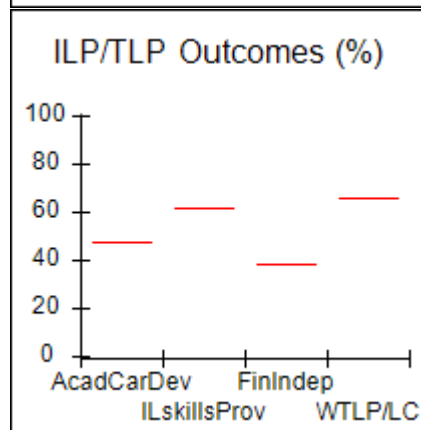
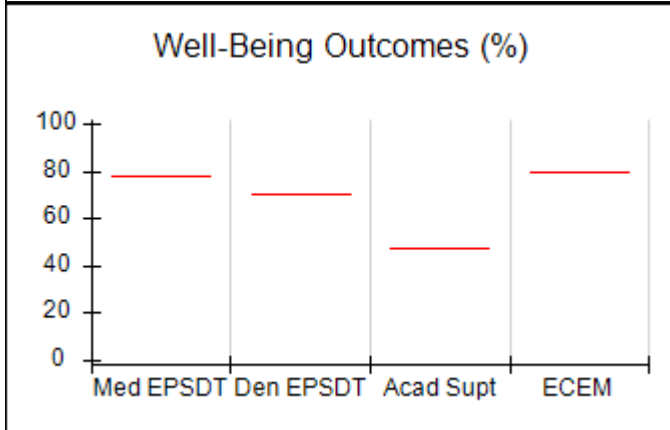
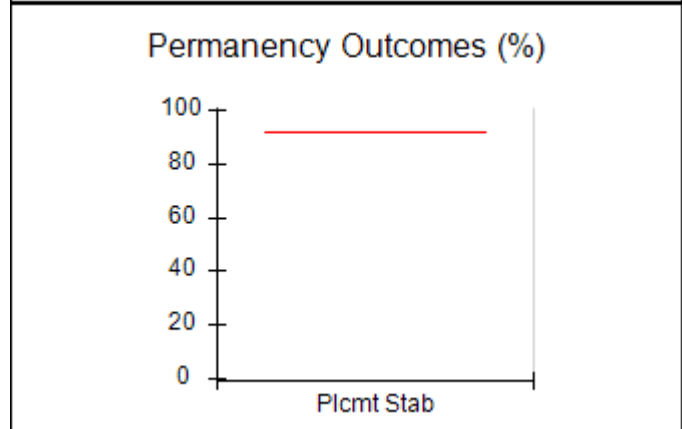
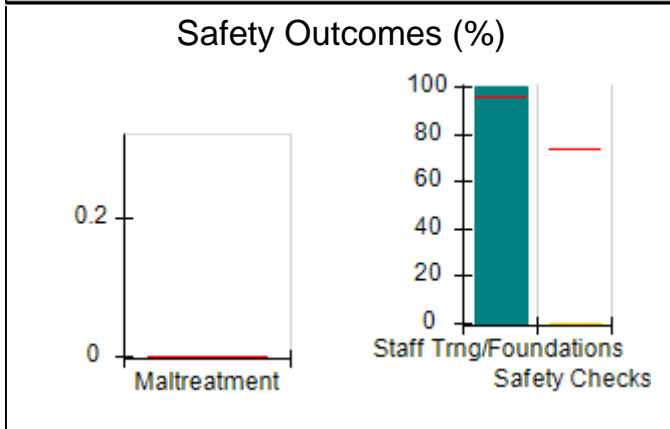
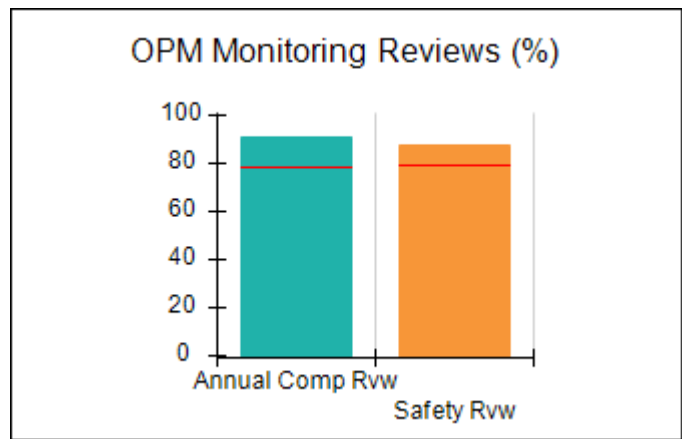
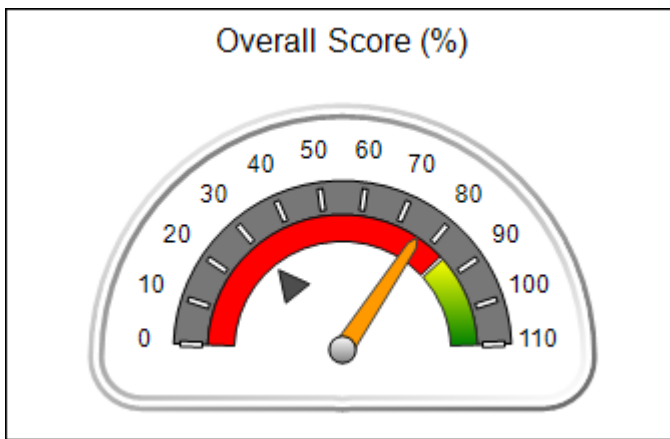


Performance-Based Placement Measures RBWO Provider GA+SCORECARD - ILP/TLP

Report Quarter: Q1 FY2021

Provider/Program Name: Untapped Potential LLC - Pearl (5370) - ILP			
205 Pearl St, Chickamauga, GA 30707	Quarterly Scores (Grades)		Current Quarter Score (Grade)
Phone: 404-781-9437	Q1: 76.10 (C)	Q2: (N/A)	76.10% (C)
Vendor ID# 161458	Q3: (N/A)	Q4: (N/A)	
Program Census Information:	# Children in Care During Quarter: 0	# Placements During Quarter: 0	# Children in Care On Last Day: 0
Quarterly Provider Comparisons to All ILP/TLPs			

▼ — indicates average for all ILP/TLPs





**Performance-Based Placement Measures
RBWO Provider GA+SCORECARD - ILP/TLP**

Report Quarter: Q1 FY2021

Provider/Program Name: Untapped Potential LLC - Pearl (5370) - ILP				
205 Pearl St, Chickamauga, GA 30707		Quarterly Scores (Grades)		Current Quarter Score (Grade)
Phone: 404-781-9437		Q1: 76.10 (C)	Q2: (N/A)	76.10% (C)
Vendor ID# 161458		Q3: (N/A)	Q4: (N/A)	
Program Census Information:		# Children in Care During Quarter: 0	# Placements During Quarter: 0	# Children in Care On Last Day: 0
	Avg Performance All ILP/TLPs (%)	Provider Performance (%)*	Possible Points (Weight)	Provider Points Earned
OPM Monitoring Reviews				
Annual Comprehensive Reviews	79%	91%	15	13.67
Safety Reviews	79%	88%	10	8.75
Monitoring Sub-Total			25	22.42
ILP/TLP Safety Outcomes				
Incidence of Maltreatment	0.00%	Not Eligible		
Staff Training/Foundations	95%	100%	6.5	6.50
Staff Safety Checks	73%	0%	6.5	0.00
Safety Sub-Total			13	6.50
ILP/TLP Permanency Outcomes				
Placement Stability	92%	Not Eligible		
Permanency Sub-Total			N/A	
ILP/TLP Well-Being Outcomes				
EPSDT Medical Visits	78%	Not Eligible		
EPSDT Dental Visits	70%	Not Eligible		
Academic Supports	47%	Not Eligible		
Provider ECEM Visits	79%	Not Eligible		
Placements with Siblings	12%	Not Eligible	Not Scored	Not Scored
Placements within Legal County	23%	Not Eligible	Not Scored	Not Scored
Well-Being Sub-Total			N/A	
ILP/TLP Specialty Outcomes				
Academic/Career Development	47%	Not Eligible		
Ind Living Skills Provision	62%	Not Eligible		
Financial Independence	39%	Not Eligible		
WTLP/Life Coach	66%	Not Eligible		
Specialty Sub-Total			N/A	

*Performance calculation descriptions can be found in the FY 2019 RBWO PBP Measurements and Standards Guide.

Monitoring & Outcomes: Possible Points = 33	Points Earned = 28.92
Score Before Incentives Credit	76.10%



Performance-Based Placement Measures
RBWO Provider GA+SCORECARD - ILP/TLP

Report Quarter: Q1 FY2021

Incentives Awarded	00.00 pts
PBP Verification	N/A pts
Total Score	76.10%

Provider/Program Name: Untapped Potential LLC - Pearl (5370) - ILP

Program Census Information:		# Children in Care During Quarter: 0	# Placements During Quarter: 0	# Children in Care On Last Day: 0
ILP/TLP Incentive Credits	Avg Performance All ILP/TLPs (Points)	Provider Performance (%)*	Possible Points (Weight)	Provider Points Earned
No DOC Involvement		Not Eligible	5	
Community Connections		Not Eligible	4	
Positive Permanency Connections		Not Eligible	5	
HS Grad/GED/Prof or Trade Certificate/College		N/A	10/5/5/1	
Part-Time Employment with Medical Benefits		Not Eligible	10	
Living Arrangements at Discharge		Not Eligible	10	
Additional Academic Supports		Not Eligible	2	
Additional IL Skills Provision		Not Eligible	5	
Active Agency Accreditation		0%	4	0.00
Staff Clinical Licensure		0%	5	0.00
Incentives Total	7.45			0.00

*Performance calculation descriptions can be found in the FY 2019 RBWO PBP Measurements and Standards Guide.

Child Protective Services Investigations and Dispositions

The following investigations data, which is not used for scoring but is considered significant to a provider's performance, is from Georgia SHINES and is not considered final or complete until the end of the fiscal year.

Total Reports:	0
Number Screened In:	0
Number Screened Out:	0
Number Substantiated:	0
Number Unsubstantiated:	0
Number Active CPS Investigations:	0




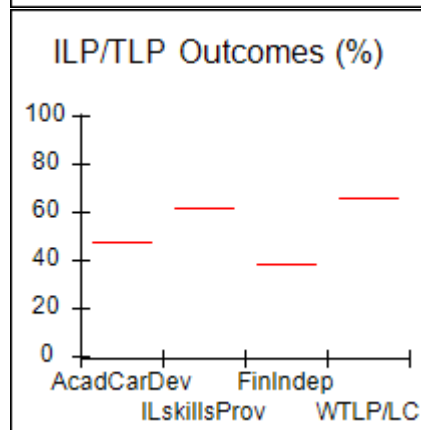
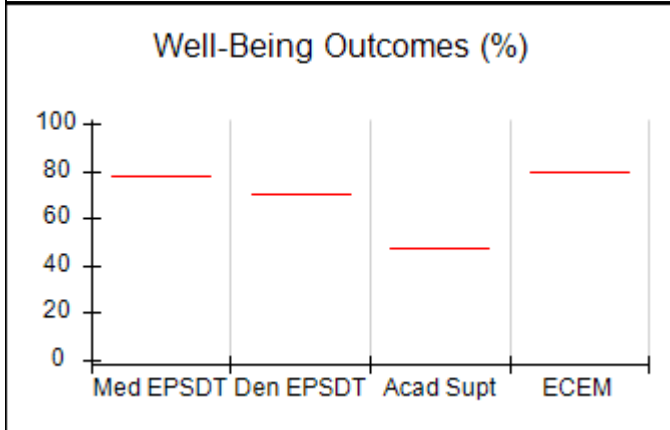
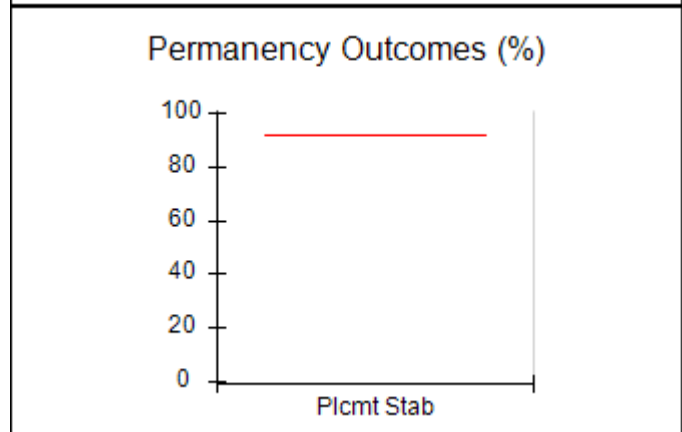
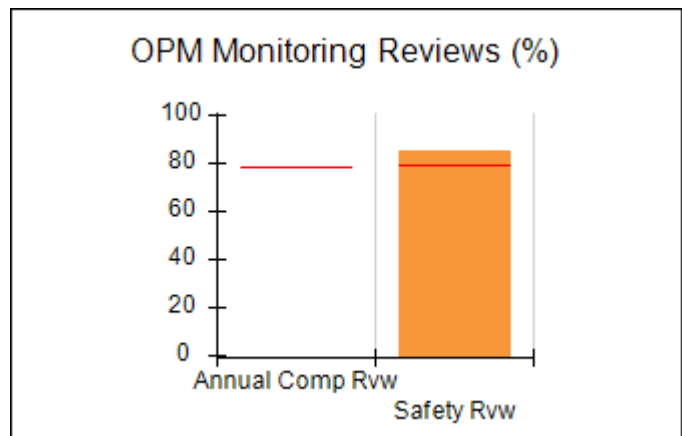
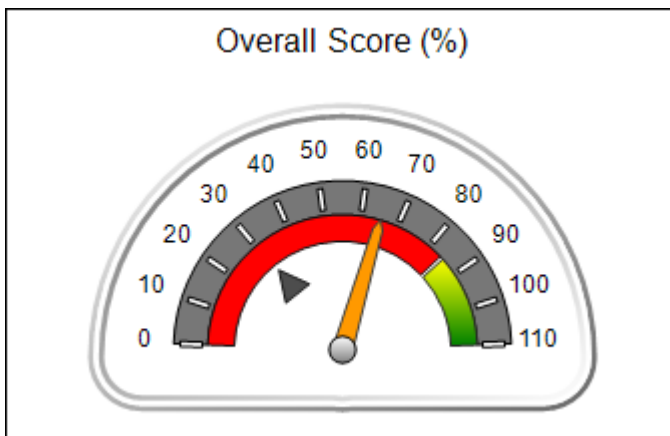
Performance-Based Placement Measures RBWO Provider GA+SCORECARD - ILP/TLP

Report Quarter: Q1 FY2021

Provider/Program Name: Untapped Potential LLC - Rocky (5402) - ILP			
1 Rocky Ridge Blvd., Douglasville, GA 30707	Quarterly Scores (Grades)		Current Quarter Score (Grade)
Phone: 404-781-9437	Q1: 65.22 (D)	Q2: (N/A)	65.22% (D)
Vendor ID# 165677	Q3: (N/A)	Q4: (N/A)	
Program Census Information:	# Children in Care During Quarter: 0	# Placements During Quarter: 0	# Children in Care On Last Day: 0

Quarterly Provider Comparisons to All ILP/TLPs

▼ — indicates average for all ILP/TLPs





Performance-Based Placement Measures RBWO Provider GA+SCORECARD - ILP/TLP

Report Quarter: Q1 FY2021

Provider/Program Name: Untapped Potential LLC - Rocky (5402) - ILP				
1 Rocky Ridge Blvd., Douglasville, GA 30707		Quarterly Scores (Grades)		Current Quarter Score (Grade)
Phone: 404-781-9437		Q1: 65.22 (D)	Q2: (N/A)	65.22% (D)
Vendor ID# 165677		Q3: (N/A)	Q4: (N/A)	
Program Census Information:		# Children in Care During Quarter: 0	# Placements During Quarter: 0	# Children in Care On Last Day: 0
	Avg Performance All ILP/TLPs (%)	Provider Performance (%)*	Possible Points (Weight)	Provider Points Earned
OPM Monitoring Reviews				
Annual Comprehensive Reviews	79%	Not Yet Conducted		
Safety Reviews	79%	85%	10	8.50
Monitoring Sub-Total			10	8.50
ILP/TLP Safety Outcomes				
Incidence of Maltreatment	0.00%	Not Eligible		
Staff Training/Foundations	95%	100%	6.5	6.50
Staff Safety Checks	73%	0%	6.5	0.00
Safety Sub-Total			13	6.50
ILP/TLP Permanency Outcomes				
Placement Stability	92%	Not Eligible		
Permanency Sub-Total			N/A	
ILP/TLP Well-Being Outcomes				
EPSDT Medical Visits	78%	Not Eligible		
EPSDT Dental Visits	70%	Not Eligible		
Academic Supports	47%	Not Eligible		
Provider ECEM Visits	79%	Not Eligible		
Placements with Siblings	12%	Not Eligible	Not Scored	Not Scored
Placements within Legal County	23%	Not Eligible	Not Scored	Not Scored
Well-Being Sub-Total			N/A	
ILP/TLP Specialty Outcomes				
Academic/Career Development	47%	Not Eligible		
Ind Living Skills Provision	62%	Not Eligible		
Financial Independence	39%	Not Eligible		
WTLP/Life Coach	66%	Not Eligible		
Specialty Sub-Total			N/A	
*Performance calculation descriptions can be found in the FY 2019 RBWO PBP Measurements and Standards Guide.				

Monitoring & Outcomes: Possible Points = 18	Points Earned = 15.00
Score Before Incentives Credit	65.22%



Performance-Based Placement Measures
RBWO Provider GA+SCORECARD - ILP/TLP

Report Quarter: Q1 FY2021

Incentives Awarded	00.00 pts
PBP Verification	N/A pts
Total Score	65.22%

Provider/Program Name: Untapped Potential LLC - Rocky (5402) - ILP

Program Census Information:		# Children in Care During Quarter: 0	# Placements During Quarter: 0	# Children in Care On Last Day: 0
ILP/TLP Incentive Credits	Avg Performance All ILP/TLPs (Points)	Provider Performance (%)*	Possible Points (Weight)	Provider Points Earned
No DOC Involvement		Not Eligible	5	
Community Connections		Not Eligible	4	
Positive Permanency Connections		Not Eligible	5	
HS Grad/GED/Prof or Trade Certificate/College		N/A	10/5/5/1	
Part-Time Employment with Medical Benefits		Not Eligible	10	
Living Arrangements at Discharge		Not Eligible	10	
Additional Academic Supports		Not Eligible	2	
Additional IL Skills Provision		Not Eligible	5	
Active Agency Accreditation		0%	4	0.00
Staff Clinical Licensure		0%	5	0.00
Incentives Total	7.45			0.00

*Performance calculation descriptions can be found in the FY 2019 RBWO PBP Measurements and Standards Guide.

Child Protective Services Investigations and Dispositions

The following investigations data, which is not used for scoring but is considered significant to a provider's performance, is from Georgia SHINES and is not considered final or complete until the end of the fiscal year.

Total Reports:	0
Number Screened In:	0
Number Screened Out:	0
Number Substantiated:	0
Number Unsubstantiated:	0
Number Active CPS Investigations:	0




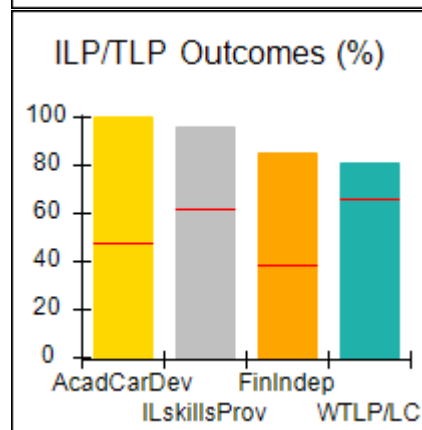
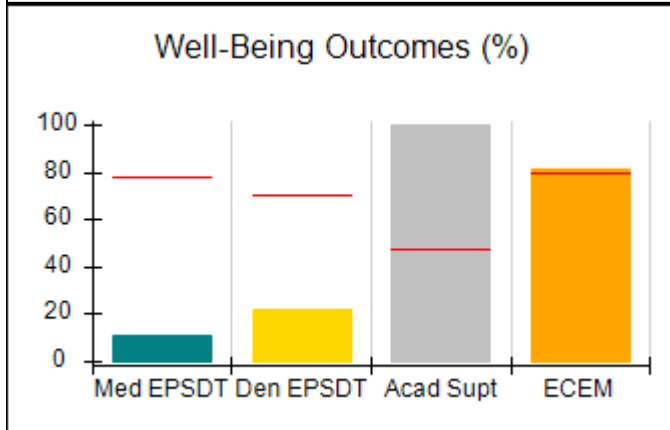
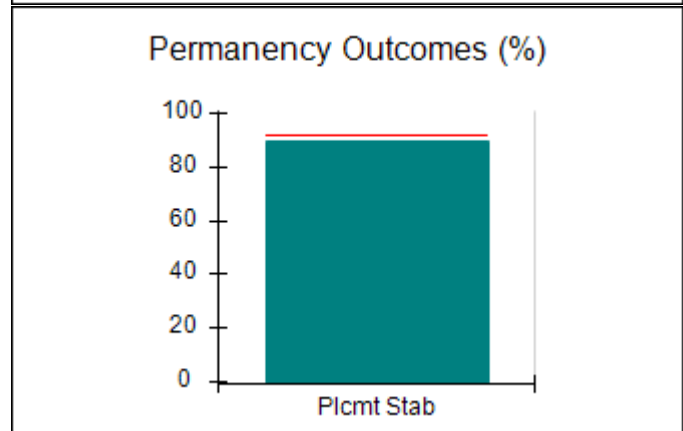
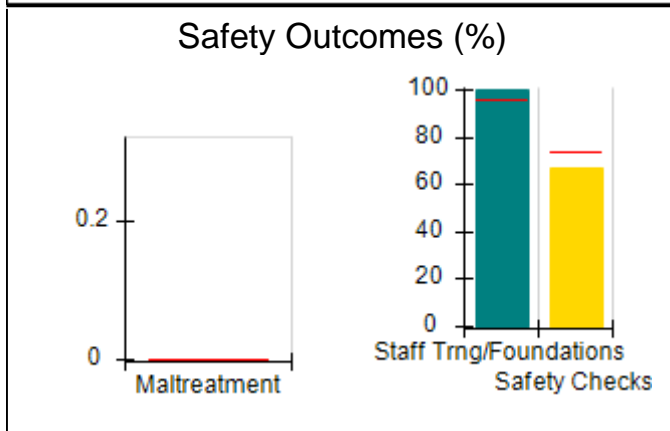
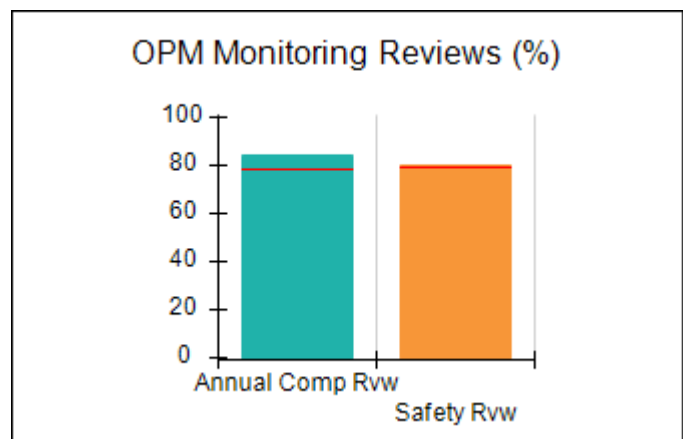
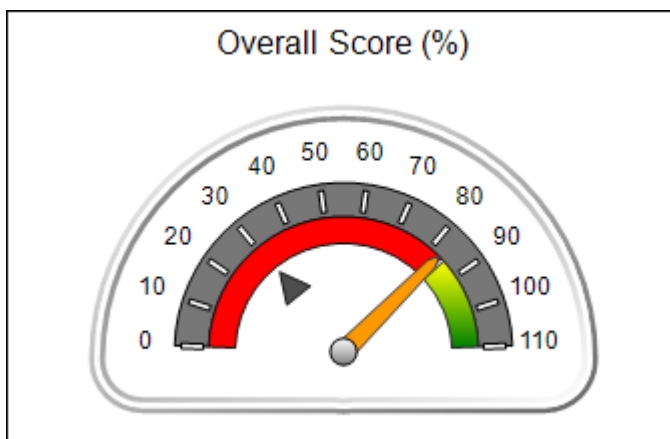
Performance-Based Placement Measures RBWO Provider GA+SCORECARD - ILP/TLP

Report Quarter: Q1 FY2021

Provider/Program Name: Youth Empowerment Success Services - Dekalb Site 1 (5258) - ILP			
1420 S. Hairston Rd, Stone Mountain, GA 30088	Quarterly Scores (Grades)		Current Quarter Score (Grade)
Phone: 770-217-7845	Q1: 83.17 (B-)	Q2: (N/A)	83.17% (B-)
Vendor ID# 153019	Q3: (N/A)	Q4: (N/A)	
Program Census Information:	# Children in Care During Quarter: 10	# Placements During Quarter: 10	# Children in Care On Last Day: 9

Quarterly Provider Comparisons to All ILP/TLPs

▼ — indicates average for all ILP/TLPs





Performance-Based Placement Measures RBWO Provider GA+SCORECARD - ILP/TLP

Report Quarter: Q1 FY2021

Provider/Program Name: Youth Empowerment Success Services - Dekalb Site 1 (5258) - ILP				
1420 S. Hairston Rd, Stone Mountain, GA 30088		Quarterly Scores (Grades)		Current Quarter Score (Grade)
Phone: 770-217-7845		Q1: 83.17 (B-)	Q2: (N/A)	83.17% (B-)
Vendor ID# 153019		Q3: (N/A)	Q4: (N/A)	
Program Census Information:		# Children in Care During Quarter: 10	# Placements During Quarter: 10	# Children in Care On Last Day: 9
	Avg Performance All ILP/TLPs (%)	Provider Performance (%)*	Possible Points (Weight)	Provider Points Earned
OPM Monitoring Reviews				
Annual Comprehensive Reviews	79%	85%	15	12.70
Safety Reviews	79%	80%	10	8.00
Monitoring Sub-Total			25	20.70
ILP/TLP Safety Outcomes				
Incidence of Maltreatment	0.00%	Not Eligible		
Staff Training/Foundations	95%	100%	6.5	6.50
Staff Safety Checks	73%	67%	6.5	4.36
Safety Sub-Total			13	10.86
ILP/TLP Permanency Outcomes				
Placement Stability	92%	90%	3	2.70
Permanency Sub-Total			3	2.70
ILP/TLP Well-Being Outcomes				
EPSDT Medical Visits	78%	11%	4	0.44
EPSDT Dental Visits	70%	22%	4	0.88
Academic Supports	47%	100%	2	2.00
Provider ECEM Visits	79%	81%	4	3.24
Placements with Siblings	12%	0%	Not Scored	Not Scored
Placements within Legal County	23%	100%	Not Scored	Not Scored
Well-Being Sub-Total			14	6.56
ILP/TLP Specialty Outcomes				
Academic/Career Development	47%	100%	10	10.00
Ind Living Skills Provision	62%	96%	15	14.40
Financial Independence	39%	85%	5	4.25
WTLP/Life Coach	66%	81%	15	12.15
Specialty Sub-Total			45	40.80
*Performance calculation descriptions can be found in the FY 2019 RBWO PBP Measurements and Standards Guide.				

Monitoring & Outcomes: Possible Points = 100	Points Earned = 81.62
---	------------------------------



Performance-Based Placement Measures
RBWO Provider GA+SCORECARD - ILP/TLP

Report Quarter: Q1 FY2021

Score Before Incentives Credit	81.62%
Incentives Awarded	07.05 pts
PBP Verification	-5.50 pts
Total Score	83.17%

Provider/Program Name: Youth Empowerment Success Services - Dekalb Site 1 (5258) - ILP

Program Census Information:		# Children in Care During Quarter: 10	# Placements During Quarter: 10	# Children in Care On Last Day: 9
ILP/TLP Incentive Credits	Avg Performance All ILP/TLPs (Points)	Provider Performance (%)*	Possible Points (Weight)	Provider Points Earned
No DOC Involvement		96%	5	4.80
Community Connections		0%	4	0.00
Positive Permanency Connections		33%	5	1.65
HS Grad/GED/Prof or Trade Certificate/College		N/A	10/5/5/1	
Part-Time Employment with Medical Benefits		0%	10	0.00
Living Arrangements at Discharge		0%	10	0.00
Additional Academic Supports		0%	2	0.00
Additional IL Skills Provision		12%	5	0.60
Active Agency Accreditation		0%	4	0.00
Staff Clinical Licensure		0%	5	0.00
Incentives Total	7.45			7.05

*Performance calculation descriptions can be found in the FY 2019 RBWO PBP Measurements and Standards Guide.

Child Protective Services Investigations and Dispositions

The following investigations data, which is not used for scoring but is considered significant to a provider's performance, is from Georgia SHINES and is not considered final or complete until the end of the fiscal year.

Total Reports:	0
Number Screened In:	0
Number Screened Out:	0
Number Substantiated:	0
Number Unsubstantiated:	0
Number Active CPS Investigations:	0




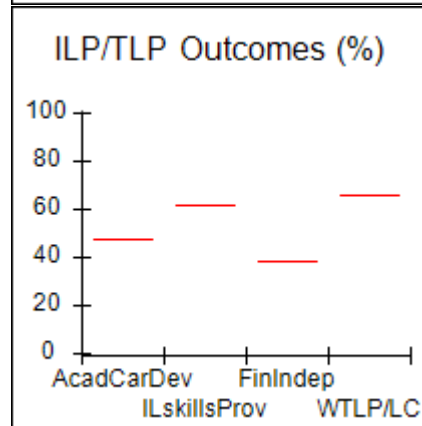
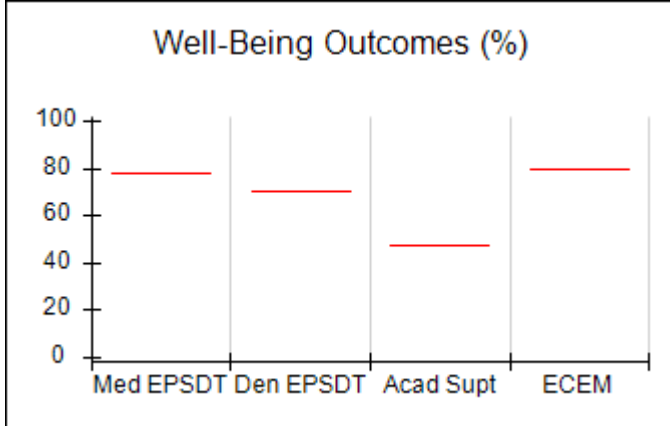
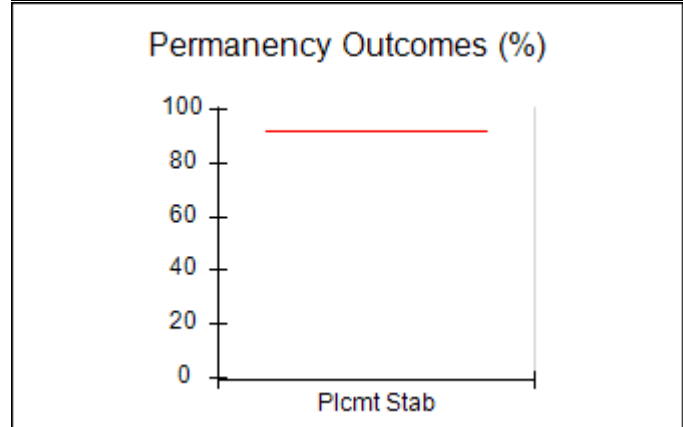
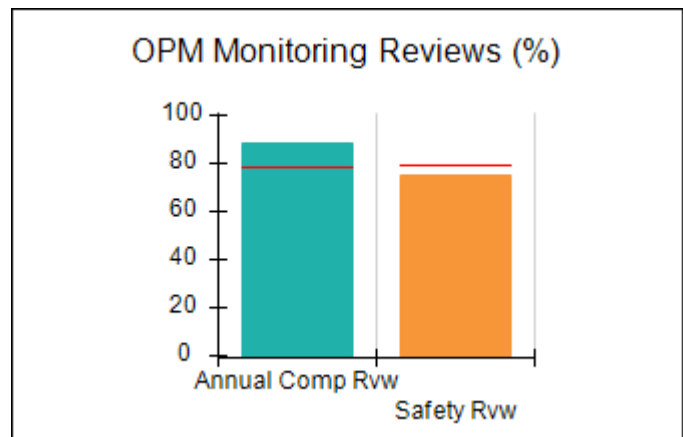
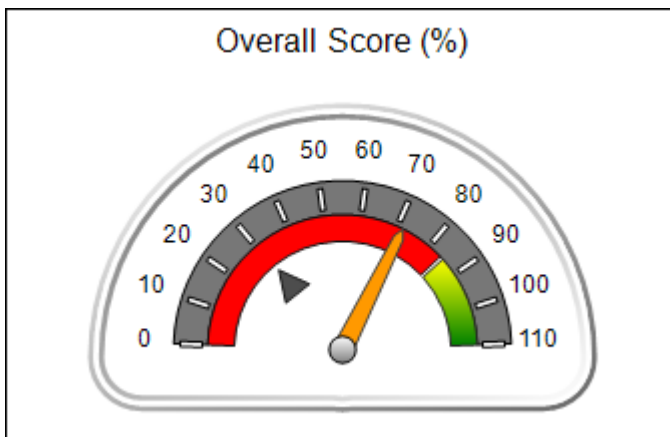
Performance-Based Placement Measures RBWO Provider GA+SCORECARD - ILP/TLP

Report Quarter: Q1 FY2021

Provider/Program Name: Youth Empowerment Success Services - Jonesboro Site 1 (5259) - ILP			
1 Magnolia Circle, Jonesboro, GA 30236	Quarterly Scores (Grades)		Current Quarter Score (Grade)
Phone: 470-236-9377	Q1: 71.66 (C-)	Q2: (N/A)	71.66% (C-)
Vendor ID# 153020	Q3: (N/A)	Q4: (N/A)	
Program Census Information:	# Children in Care During Quarter: 0	# Placements During Quarter: 0	# Children in Care On Last Day: 0

Quarterly Provider Comparisons to All ILP/TLPs

▼ — indicates average for all ILP/TLPs





Performance-Based Placement Measures RBWO Provider GA+SCORECARD - ILP/TLP

Report Quarter: Q1 FY2021

Provider/Program Name: Youth Empowerment Success Services - Jonesboro Site 1 (5259) - ILP				
1 Magnolia Circle, Jonesboro, GA 30236		Quarterly Scores (Grades)		Current Quarter Score (Grade)
Phone: 470-236-9377		Q1: 71.66 (C-)	Q2: (N/A)	71.66% (C-)
Vendor ID# 153020		Q3: (N/A)	Q4: (N/A)	
Program Census Information:		# Children in Care During Quarter: 0	# Placements During Quarter: 0	# Children in Care On Last Day: 0
	Avg Performance All ILP/TLPs (%)	Provider Performance (%)*	Possible Points (Weight)	Provider Points Earned
OPM Monitoring Reviews				
Annual Comprehensive Reviews	79%	88%	15	13.23
Safety Reviews	79%	75%	10	7.50
Monitoring Sub-Total			25	20.73
ILP/TLP Safety Outcomes				
Incidence of Maltreatment	0.00%	Not Eligible		
Staff Training/Foundations	95%	80%	6.5	5.20
Staff Safety Checks	73%	20%	6.5	1.30
Safety Sub-Total			13	6.50
ILP/TLP Permanency Outcomes				
Placement Stability	92%	Not Eligible		
Permanency Sub-Total			N/A	
ILP/TLP Well-Being Outcomes				
EPSDT Medical Visits	78%	Not Eligible		
EPSDT Dental Visits	70%	Not Eligible		
Academic Supports	47%	Not Eligible		
Provider ECEM Visits	79%	Not Eligible		
Placements with Siblings	12%	Not Eligible	Not Scored	Not Scored
Placements within Legal County	23%	Not Eligible	Not Scored	Not Scored
Well-Being Sub-Total			N/A	
ILP/TLP Specialty Outcomes				
Academic/Career Development	47%	Not Eligible		
Ind Living Skills Provision	62%	Not Eligible		
Financial Independence	39%	Not Eligible		
WTLP/Life Coach	66%	Not Eligible		
Specialty Sub-Total			N/A	
*Performance calculation descriptions can be found in the FY 2019 RBWO PBP Measurements and Standards Guide.				

Monitoring & Outcomes: Possible Points = 33	Points Earned = 27.23
--	------------------------------



Performance-Based Placement Measures
RBWO Provider GA+SCORECARD - ILP/TLP

Report Quarter: Q1 FY2021

Score Before Incentives Credit	71.66%
Incentives Awarded	00.00 pts
PBP Verification	N/A pts
Total Score	71.66%

Provider/Program Name: Youth Empowerment Success Services - Jonesboro Site 1 (5259) - ILP

Program Census Information:		# Children in Care During Quarter: 0	# Placements During Quarter: 0	# Children in Care On Last Day: 0
ILP/TLP Incentive Credits	Avg Performance All ILP/TLPs (Points)	Provider Performance (%)*	Possible Points (Weight)	Provider Points Earned
No DOC Involvement		Not Eligible	5	
Community Connections		Not Eligible	4	
Positive Permanency Connections		Not Eligible	5	
HS Grad/GED/Prof or Trade Certificate/College		N/A	10/5/5/1	
Part-Time Employment with Medical Benefits		Not Eligible	10	
Living Arrangements at Discharge		Not Eligible	10	
Additional Academic Supports		Not Eligible	2	
Additional IL Skills Provision		Not Eligible	5	
Active Agency Accreditation		0%	4	0.00
Staff Clinical Licensure		0%	5	0.00
Incentives Total	7.45			0.00

*Performance calculation descriptions can be found in the FY 2019 RBWO PBP Measurements and Standards Guide.

Child Protective Services Investigations and Dispositions

The following investigations data, which is not used for scoring but is considered significant to a provider's performance, is from Georgia SHINES and is not considered final or complete until the end of the fiscal year.

Total Reports:	0
Number Screened In:	0
Number Screened Out:	0
Number Substantiated:	0
Number Unsubstantiated:	0
Number Active CPS Investigations:	0




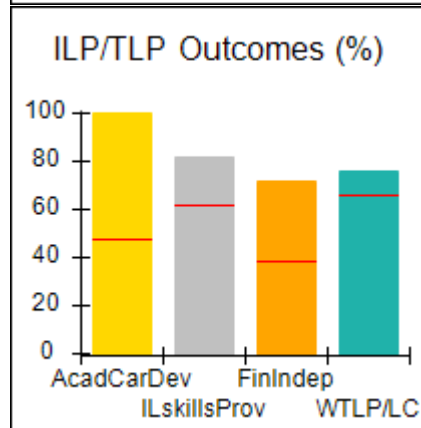
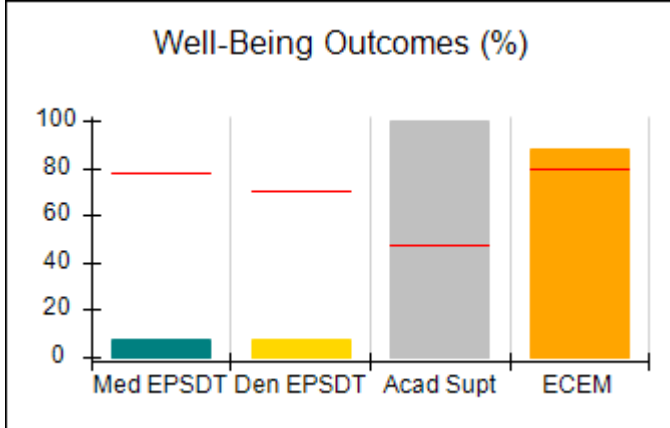
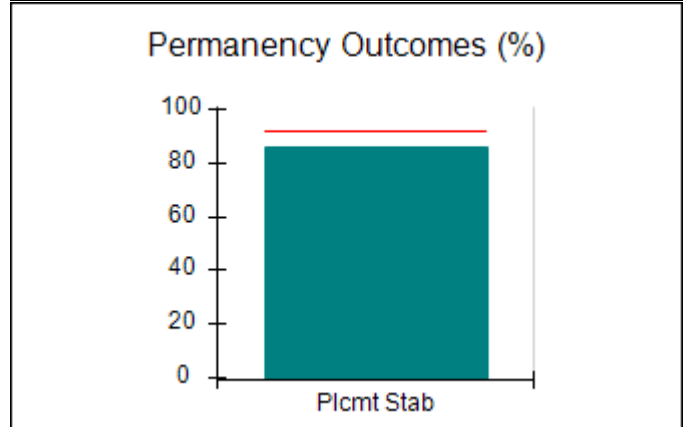
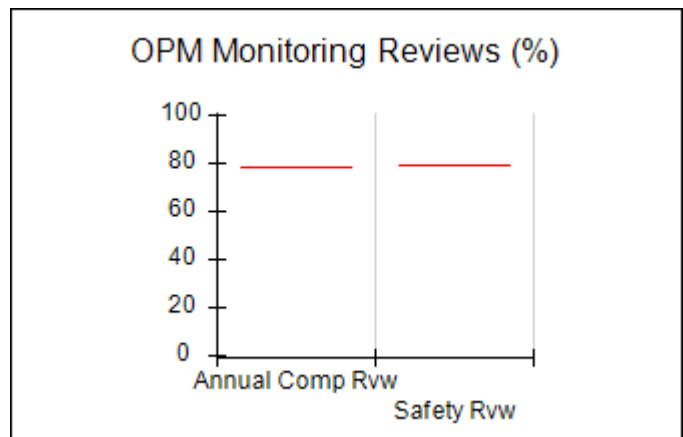
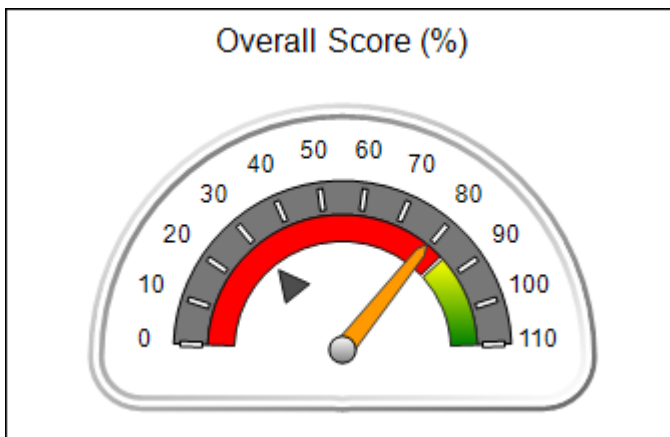
Performance-Based Placement Measures RBWO Provider GA+SCORECARD - ILP/TLP

Report Quarter: Q1 FY2021

Provider/Program Name: Youth Empowerment Success Services - Jonesboro Site 2 (5391) - ILP			
100 Chase Lake Dr., Jonesboro, GA 30236	Quarterly Scores (Grades)		Current Quarter Score (Grade)
Phone: 470-236-9377	Q1: 79.20 (C+)	Q2: (N/A)	79.20% (C+)
Vendor ID# 162440	Q3: (N/A)	Q4: (N/A)	
Program Census Information:	# Children in Care During Quarter: 14	# Placements During Quarter: 14	# Children in Care On Last Day: 10

Quarterly Provider Comparisons to All ILP/TLPs

▼ — indicates average for all ILP/TLPs





Performance-Based Placement Measures RBWO Provider GA+SCORECARD - ILP/TLP

Report Quarter: Q1 FY2021

Provider/Program Name: Youth Empowerment Success Services - Jonesboro Site 2 (5391) - ILP				
100 Chase Lake Dr., Jonesboro, GA 30236		Quarterly Scores (Grades)		Current Quarter Score (Grade)
Phone: 470-236-9377		Q1: 79.20 (C+)	Q2: (N/A)	79.20% (C+)
Vendor ID# 162440		Q3: (N/A)	Q4: (N/A)	
Program Census Information:		# Children in Care During Quarter: 14	# Placements During Quarter: 14	# Children in Care On Last Day: 10
	Avg Performance All ILP/TLPs (%)	Provider Performance (%)*	Possible Points (Weight)	Provider Points Earned
OPM Monitoring Reviews				
Annual Comprehensive Reviews	79%	Not Yet Conducted		
Safety Reviews	79%	Not Yet Conducted		
Monitoring Sub-Total				0.00
ILP/TLP Safety Outcomes				
Incidence of Maltreatment	0.00%	No Substantiated Reports	3	3.00
Staff Training/Foundations	95%	67%	5	3.35
Staff Safety Checks	73%	67%	5	3.35
Safety Sub-Total				9.70
ILP/TLP Permanency Outcomes				
Placement Stability	92%	86%	3	2.58
Permanency Sub-Total				2.58
ILP/TLP Well-Being Outcomes				
EPSDT Medical Visits	78%	8%	4	0.32
EPSDT Dental Visits	70%	8%	4	0.32
Academic Supports	47%	100%	2	2.00
Provider ECEM Visits	79%	88%	4	3.52
Placements with Siblings	12%	Not Eligible	Not Scored	Not Scored
Placements within Legal County	23%	0%	Not Scored	Not Scored
Well-Being Sub-Total				6.16
ILP/TLP Specialty Outcomes				
Academic/Career Development	47%	100%	10	10.00
Ind Living Skills Provision	62%	82%	15	12.30
Financial Independence	39%	72%	5	3.60
WTLP/Life Coach	66%	76%	15	11.40
Specialty Sub-Total				37.30
*Performance calculation descriptions can be found in the FY 2019 RBWO PBP Measurements and Standards Guide.				

Monitoring & Outcomes: Possible Points = 80	Points Earned = 55.74
--	------------------------------



Performance-Based Placement Measures
RBWO Provider GA+SCORECARD - ILP/TLP

Report Quarter: Q1 FY2021

Score Before Incentives Credit	74.32%
Incentives Awarded	04.88 pts
PBP Verification	N/A pts
Total Score	79.20%

Provider/Program Name: Youth Empowerment Success Services - Jonesboro Site 2 (5391) - ILP

Program Census Information:		# Children in Care During Quarter: 14	# Placements During Quarter: 14	# Children in Care On Last Day: 10
ILP/TLP Incentive Credits	Avg Performance All ILP/TLPs (Points)	Provider Performance (%)*	Possible Points (Weight)	Provider Points Earned
No DOC Involvement		90%	5	4.50
Community Connections		0%	4	0.00
Positive Permanency Connections		0%	5	0.00
HS Grad/GED/Prof or Trade Certificate/College		N/A	10/5/5/1	
Part-Time Employment with Medical Benefits		0%	10	0.00
Living Arrangements at Discharge		0%	10	0.00
Additional Academic Supports		4%	2	0.08
Additional IL Skills Provision		6%	5	0.30
Active Agency Accreditation		0%	4	0.00
Staff Clinical Licensure		0%	5	0.00
Incentives Total	7.45			4.88

*Performance calculation descriptions can be found in the FY 2019 RBWO PBP Measurements and Standards Guide.

Child Protective Services Investigations and Dispositions

The following investigations data, which is not used for scoring but is considered significant to a provider's performance, is from Georgia SHINES and is not considered final or complete until the end of the fiscal year.

Total Reports:	0
Number Screened In:	0
Number Screened Out:	0
Number Substantiated:	0
Number Unsubstantiated:	0
Number Active CPS Investigations:	0




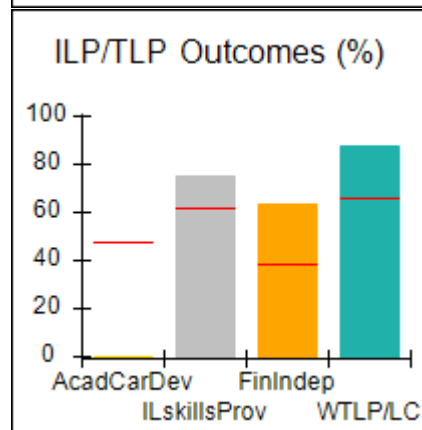
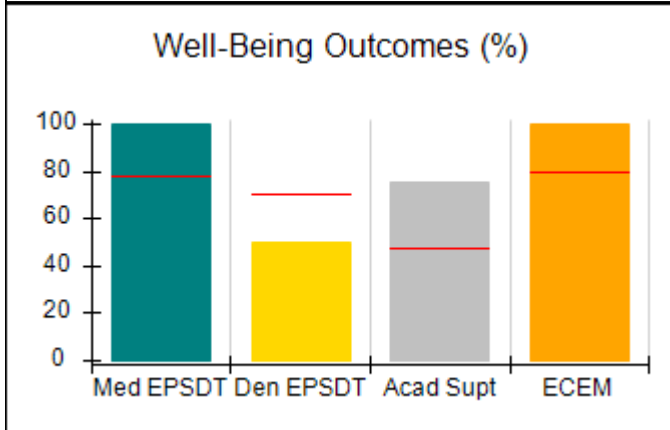
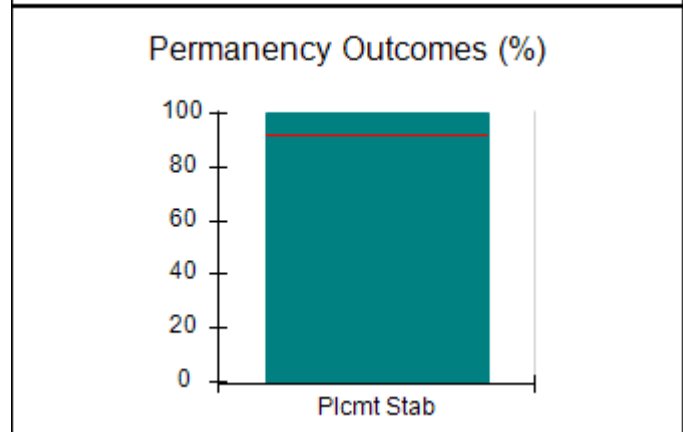
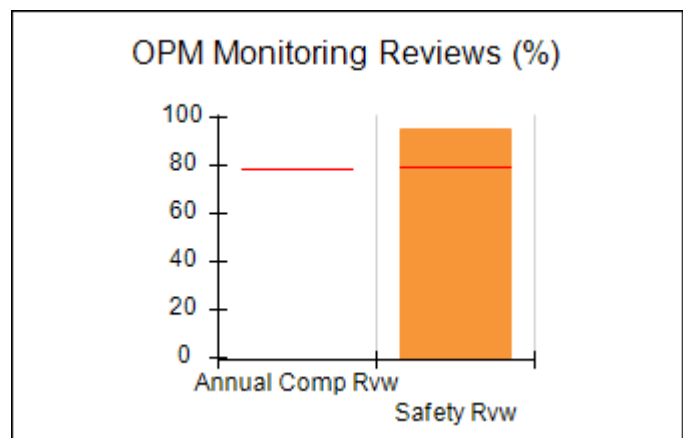
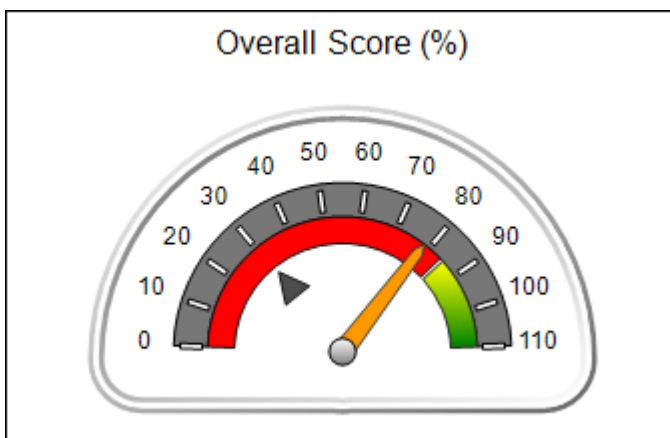
Performance-Based Placement Measures RBWO Provider GA+SCORECARD - ILP/TLP

Report Quarter: Q1 FY2021

Provider/Program Name: Zion Foundation - 12 Street Apts (5428) - ILP			
900-902 12 Street, Columbus, GA 31906	Quarterly Scores (Grades)		Current Quarter Score (Grade)
Phone: 706-940-0370	Q1: 78.35 (C+)	Q2: (N/A)	78.35% (C+)
Vendor ID# 167744	Q3: (N/A)	Q4: (N/A)	
Program Census Information:	# Children in Care During Quarter: 4	# Placements During Quarter: 4	# Children in Care On Last Day: 4

Quarterly Provider Comparisons to All ILP/TLPs

— indicates average for all ILP/TLPs





Performance-Based Placement Measures RBWO Provider GA+SCORECARD - ILP/TLP

Report Quarter: Q1 FY2021

Provider/Program Name: Zion Foundation - 12 Street Apts (5428) - ILP				
900-902 12 Street, Columbus, GA 31906		Quarterly Scores (Grades)		Current Quarter Score (Grade)
Phone: 706-940-0370		Q1: 78.35 (C+)	Q2: (N/A)	78.35% (C+)
Vendor ID# 167744		Q3: (N/A)	Q4: (N/A)	
Program Census Information:		# Children in Care During Quarter: 4	# Placements During Quarter: 4	# Children in Care On Last Day: 4
	Avg Performance All ILP/TLPs (%)	Provider Performance (%)*	Possible Points (Weight)	Provider Points Earned
OPM Monitoring Reviews				
Annual Comprehensive Reviews	79%	Not Yet Conducted		
Safety Reviews	79%	95%	10	9.50
Monitoring Sub-Total			10	9.50
ILP/TLP Safety Outcomes				
Incidence of Maltreatment	0.00%	Not Eligible		
Staff Training/Foundations	95%	100%	6.5	6.50
Staff Safety Checks	73%	0%	6.5	0.00
Safety Sub-Total			13	6.50
ILP/TLP Permanency Outcomes				
Placement Stability	92%	100%	3	3.00
Permanency Sub-Total			3	3.00
ILP/TLP Well-Being Outcomes				
EPSDT Medical Visits	78%	100%	4	4.00
EPSDT Dental Visits	70%	50%	4	2.00
Academic Supports	47%	75%	2	1.50
Provider ECEM Visits	79%	100%	4	4.00
Placements with Siblings	12%	Not Eligible	Not Scored	Not Scored
Placements within Legal County	23%	50%	Not Scored	Not Scored
Well-Being Sub-Total			14	11.50
ILP/TLP Specialty Outcomes				
Academic/Career Development	47%	0%	10	0.00
Ind Living Skills Provision	62%	75%	15	11.25
Financial Independence	39%	63%	5	3.15
WTLP/Life Coach	66%	88%	15	13.20
Specialty Sub-Total			45	27.60
*Performance calculation descriptions can be found in the FY 2019 RBWO PBP Measurements and Standards Guide.				

Monitoring & Outcomes: Possible Points = 85	Points Earned = 58.10
Score Before Incentives Credit	68.35%



Performance-Based Placement Measures
RBWO Provider GA+SCORECARD - ILP/TLP

Report Quarter: Q1 FY2021

Incentives Awarded	10.00 pts
PBP Verification	N/A pts
Total Score	78.35%

Provider/Program Name: Zion Foundation - 12 Street Apts (5428) - ILP

Program Census Information:		# Children in Care During Quarter: 4	# Placements During Quarter: 4	# Children in Care On Last Day: 4
ILP/TLP Incentive Credits	Avg Performance All ILP/TLPs (Points)	Provider Performance (%)*	Possible Points (Weight)	Provider Points Earned
No DOC Involvement		100%	5	5.00
Community Connections		0%	4	0.00
Positive Permanency Connections		100%	5	5.00
HS Grad/GED/Prof or Trade Certificate/College		N/A	10/5/5/1	
Part-Time Employment with Medical Benefits		Not Eligible	10	
Living Arrangements at Discharge		Not Eligible	10	
Additional Academic Supports		75%	2	1.50
Additional IL Skills Provision		13%	5	0.65
Active Agency Accreditation		0%	4	0.00
Staff Clinical Licensure		0%	5	0.00
Incentives Total	7.45			12.15

*Performance calculation descriptions can be found in the FY 2019 RBWO PBP Measurements and Standards Guide.

Child Protective Services Investigations and Dispositions

The following investigations data, which is not used for scoring but is considered significant to a provider's performance, is from Georgia SHINES and is not considered final or complete until the end of the fiscal year.

Total Reports:	0
Number Screened In:	0
Number Screened Out:	0
Number Substantiated:	0
Number Unsubstantiated:	0
Number Active CPS Investigations:	0




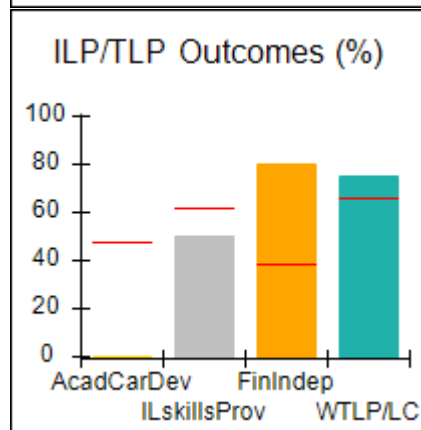
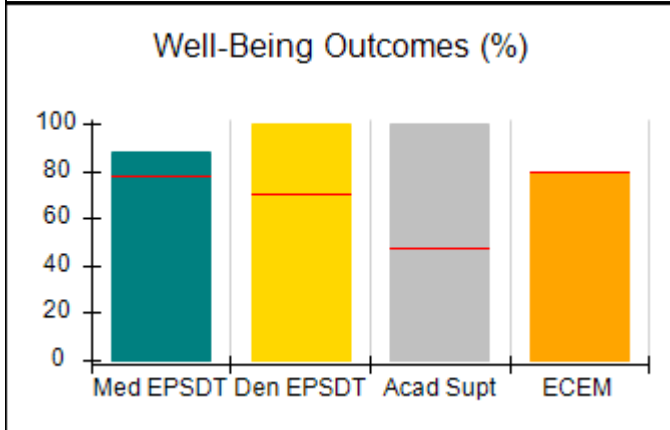
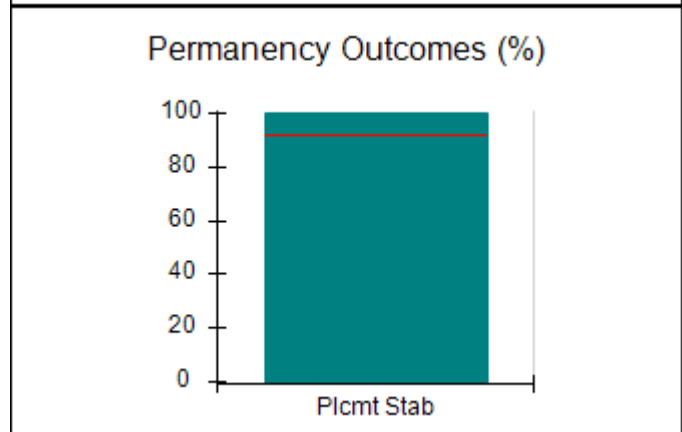
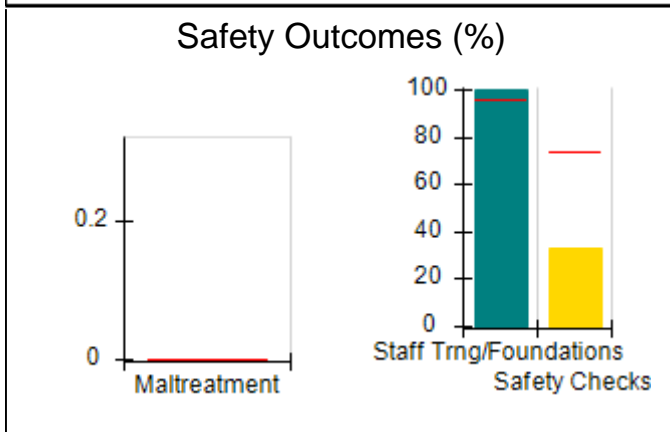
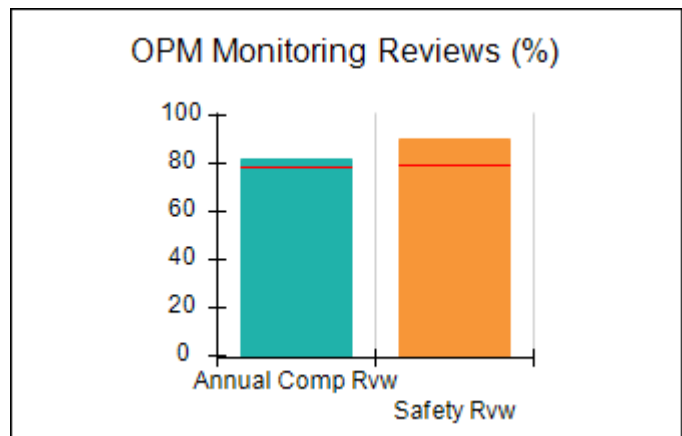
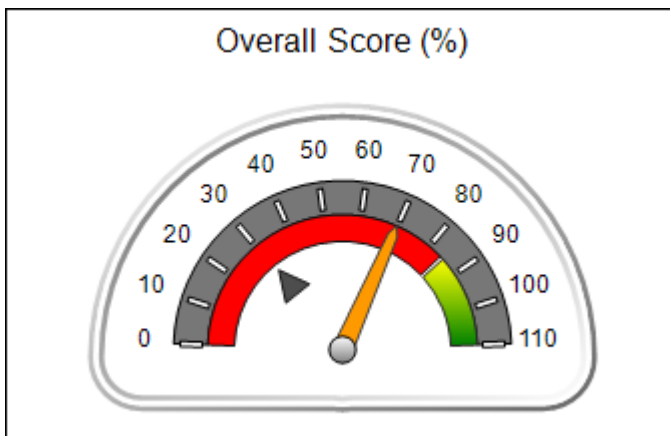
Performance-Based Placement Measures RBWO Provider GA+SCORECARD - ILP/TLP

Report Quarter: Q1 FY2021

Provider/Program Name: Zion Foundation - Miller Apts (5333) - ILP			
5503 Miller Rd., Columbus, GA 31906	Quarterly Scores (Grades)		Current Quarter Score (Grade)
Phone: 706-940-0370	Q1: 69.81 (D+)	Q2: (N/A)	69.81% (D+)
Vendor ID# 157129	Q3: (N/A)	Q4: (N/A)	
Program Census Information:	# Children in Care During Quarter: 8	# Placements During Quarter: 8	# Children in Care On Last Day: 7

Quarterly Provider Comparisons to All ILP/TLPs

▼ — indicates average for all ILP/TLPs





Performance-Based Placement Measures RBWO Provider GA+SCORECARD - ILP/TLP

Report Quarter: Q1 FY2021

Provider/Program Name: Zion Foundation - Miller Apts (5333) - ILP				
5503 Miller Rd., Columbus, GA 31906		Quarterly Scores (Grades)		Current Quarter Score (Grade)
Phone: 706-940-0370		Q1: 69.81 (D+)	Q2: (N/A)	69.81% (D+)
Vendor ID# 157129		Q3: (N/A)	Q4: (N/A)	
Program Census Information:		# Children in Care During Quarter: 8	# Placements During Quarter: 8	# Children in Care On Last Day: 7
	Avg Performance All ILP/TLPs (%)	Provider Performance (%)*	Possible Points (Weight)	Provider Points Earned
OPM Monitoring Reviews				
Annual Comprehensive Reviews	79%	82%	15	12.31
Safety Reviews	79%	90%	10	9.00
Monitoring Sub-Total			25	21.31
ILP/TLP Safety Outcomes				
Incidence of Maltreatment	0.00%	Not Eligible		
Staff Training/Foundations	95%	100%	6.5	6.50
Staff Safety Checks	73%	33%	6.5	2.15
Safety Sub-Total			13	8.65
ILP/TLP Permanency Outcomes				
Placement Stability	92%	100%	3	3.00
Permanency Sub-Total			3	3.00
ILP/TLP Well-Being Outcomes				
EPSDT Medical Visits	78%	88%	4	3.52
EPSDT Dental Visits	70%	100%	4	4.00
Academic Supports	47%	100%	2	2.00
Provider ECEM Visits	79%	80%	4	3.20
Placements with Siblings	12%	Not Eligible	Not Scored	Not Scored
Placements within Legal County	23%	0%	Not Scored	Not Scored
Well-Being Sub-Total			14	12.72
ILP/TLP Specialty Outcomes				
Academic/Career Development	47%	0%	10	0.00
Ind Living Skills Provision	62%	50%	15	7.50
Financial Independence	39%	80%	5	4.00
WTLP/Life Coach	66%	75%	15	11.25
Specialty Sub-Total			45	22.75
*Performance calculation descriptions can be found in the FY 2019 RBWO PBP Measurements and Standards Guide.				

Monitoring & Outcomes: Possible Points = 100	Points Earned = 68.43
Score Before Incentives Credit	68.43%



Performance-Based Placement Measures
RBWO Provider GA+SCORECARD - ILP/TLP

Report Quarter: Q1 FY2021

Incentives Awarded	10.00 pts
PBP Verification	-8.62 pts
Total Score	69.81%

Provider/Program Name: Zion Foundation - Miller Apts (5333) - ILP

Program Census Information:		# Children in Care During Quarter: 8	# Placements During Quarter: 8	# Children in Care On Last Day: 7
ILP/TLP Incentive Credits	Avg Performance All ILP/TLPs (Points)	Provider Performance (%)*	Possible Points (Weight)	Provider Points Earned
No DOC Involvement		100%	5	5.00
Community Connections		0%	4	0.00
Positive Permanency Connections		100%	5	5.00
HS Grad/GED/Prof or Trade Certificate/College		N/A	10/5/5/1	
Part-Time Employment with Medical Benefits		0%	10	0.00
Living Arrangements at Discharge		0%	10	0.00
Additional Academic Supports		100%	2	2.00
Additional IL Skills Provision		5%	5	0.25
Active Agency Accreditation		0%	4	0.00
Staff Clinical Licensure		0%	5	0.00
Incentives Total	7.45			12.25

*Performance calculation descriptions can be found in the FY 2019 RBWO PBP Measurements and Standards Guide.

Child Protective Services Investigations and Dispositions

The following investigations data, which is not used for scoring but is considered significant to a provider's performance, is from Georgia SHINES and is not considered final or complete until the end of the fiscal year.

Total Reports:	0
Number Screened In:	0
Number Screened Out:	0
Number Substantiated:	0
Number Unsubstantiated:	0
Number Active CPS Investigations:	0




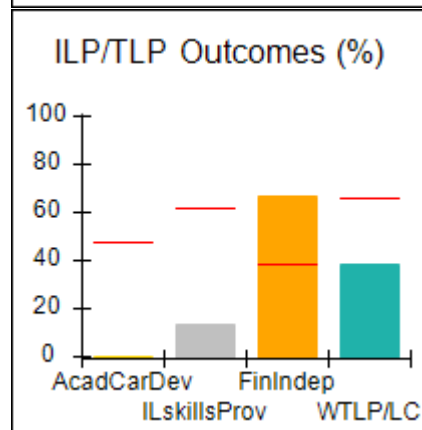
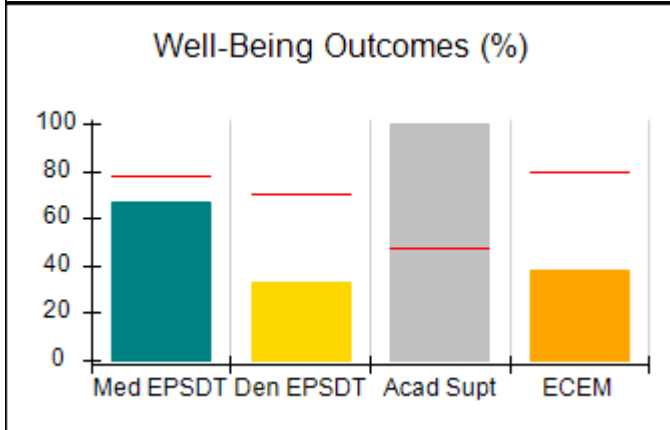
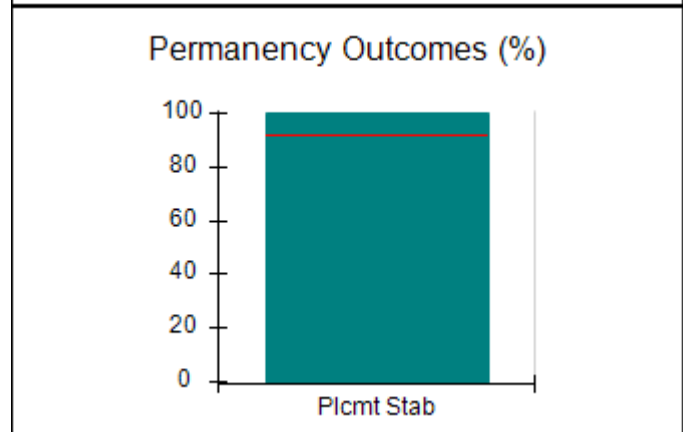
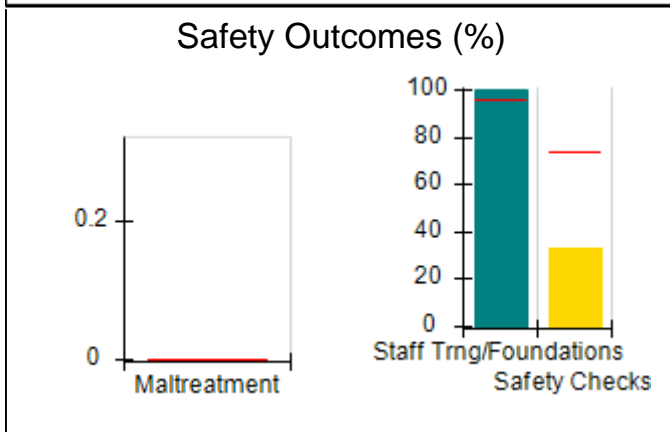
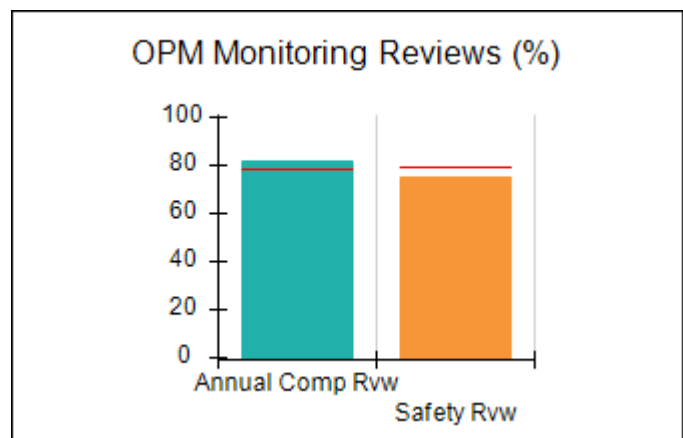
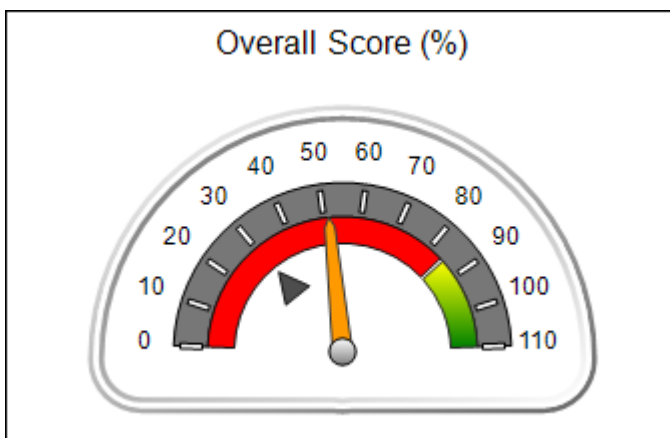
Performance-Based Placement Measures RBWO Provider GA+SCORECARD - ILP/TLP

Report Quarter: Q1 FY2021

Provider/Program Name: Zion Foundation - Oak Ridge Apartments (5261) - ILP			
700 Veterans Pkwy, Columbus, GA 31907	Quarterly Scores (Grades)		Current Quarter Score (Grade)
Phone: 706-940-0370	Q1: 51.36 (F)	Q2: (N/A)	51.36% (F)
Vendor ID# 144023	Q3: (N/A)	Q4: (N/A)	
Program Census Information:	# Children in Care During Quarter: 3	# Placements During Quarter: 3	# Children in Care On Last Day: 2

Quarterly Provider Comparisons to All ILP/TLPs

▼ — indicates average for all ILP/TLPs





**Performance-Based Placement Measures
RBWO Provider GA+SCORECARD - ILP/TLP**

Report Quarter: Q1 FY2021

Provider/Program Name: Zion Foundation - Oak Ridge Apartments (5261) - ILP				
700 Veterans Pkwy, Columbus, GA 31907		Quarterly Scores (Grades)		Current Quarter Score (Grade)
Phone: 706-940-0370		Q1: 51.36 (F)	Q2: (N/A)	51.36% (F)
Vendor ID# 144023		Q3: (N/A)	Q4: (N/A)	
Program Census Information:		# Children in Care During Quarter: 3	# Placements During Quarter: 3	# Children in Care On Last Day: 2
	Avg Performance All ILP/TLPs (%)	Provider Performance (%)*	Possible Points (Weight)	Provider Points Earned
OPM Monitoring Reviews				
Annual Comprehensive Reviews	79%	82%	15	12.31
Safety Reviews	79%	75%	10	7.50
Monitoring Sub-Total			25	19.81
ILP/TLP Safety Outcomes				
Incidence of Maltreatment	0.00%	Not Eligible		
Staff Training/Foundations	95%	100%	6.5	6.50
Staff Safety Checks	73%	33%	6.5	2.15
Safety Sub-Total			13	8.65
ILP/TLP Permanency Outcomes				
Placement Stability	92%	100%	3	3.00
Permanency Sub-Total			3	3.00
ILP/TLP Well-Being Outcomes				
EPSDT Medical Visits	78%	67%	4	2.68
EPSDT Dental Visits	70%	33%	4	1.32
Academic Supports	47%	100%	2	2.00
Provider ECEM Visits	79%	38%	4	1.52
Placements with Siblings	12%	Not Eligible	Not Scored	Not Scored
Placements within Legal County	23%	Not Eligible	Not Scored	Not Scored
Well-Being Sub-Total			14	7.52
ILP/TLP Specialty Outcomes				
Academic/Career Development	47%	0%	10	0.00
Ind Living Skills Provision	62%	13%	15	1.95
Financial Independence	39%	67%	5	3.35
WTLP/Life Coach	66%	38%	15	5.70
Specialty Sub-Total			45	11.00

*Performance calculation descriptions can be found in the FY 2019 RBWO PBP Measurements and Standards Guide.

Monitoring & Outcomes: Possible Points = 100	Points Earned = 49.98
Score Before Incentives Credit	
49.98%	



Performance-Based Placement Measures
RBWO Provider GA+SCORECARD - ILP/TLP

Report Quarter: Q1 FY2021

Incentives Awarded	10.00 pts
PBP Verification	-8.62 pts
Total Score	51.36%

Provider/Program Name: Zion Foundation - Oak Ridge Apartments (5261) - ILP

Program Census Information:		# Children in Care During Quarter: 3	# Placements During Quarter: 3	# Children in Care On Last Day: 2
ILP/TLP Incentive Credits	Avg Performance All ILP/TLPs (Points)	Provider Performance (%)*	Possible Points (Weight)	Provider Points Earned
No DOC Involvement		100%	5	5.00
Community Connections		0%	4	0.00
Positive Permanency Connections		100%	5	5.00
HS Grad/GED/Prof or Trade Certificate/College		N/A	10/5/5/1	
Part-Time Employment with Medical Benefits		0%	10	0.00
Living Arrangements at Discharge		0%	10	0.00
Additional Academic Supports		100%	2	2.00
Additional IL Skills Provision		0%	5	0.00
Active Agency Accreditation		0%	4	0.00
Staff Clinical Licensure		0%	5	0.00
Incentives Total	7.45			12.00

*Performance calculation descriptions can be found in the FY 2019 RBWO PBP Measurements and Standards Guide.

Child Protective Services Investigations and Dispositions

The following investigations data, which is not used for scoring but is considered significant to a provider's performance, is from Georgia SHINES and is not considered final or complete until the end of the fiscal year.

Total Reports:	0
Number Screened In:	0
Number Screened Out:	0
Number Substantiated:	0
Number Unsubstantiated:	0
Number Active CPS Investigations:	0



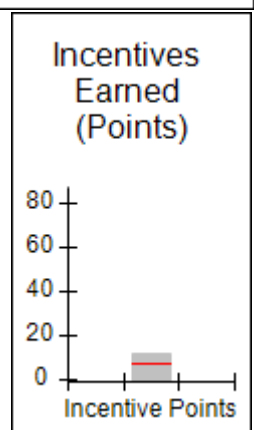
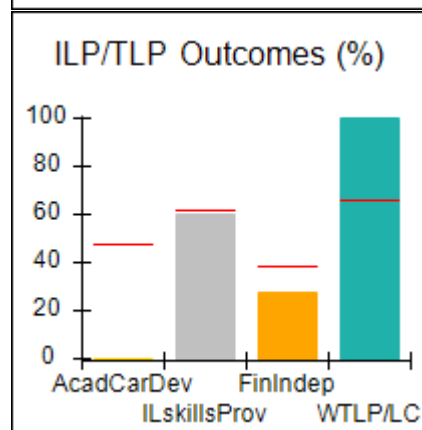
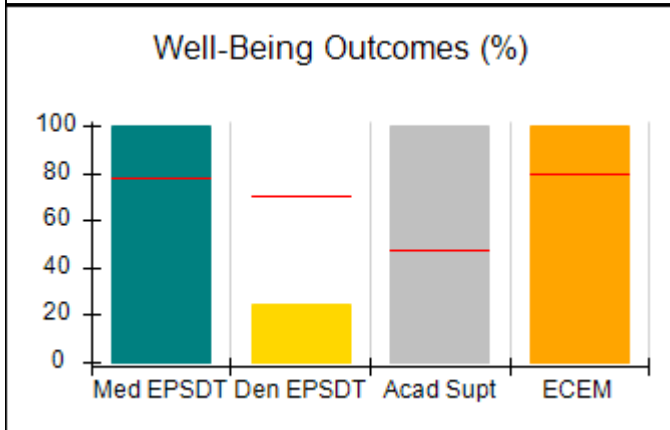
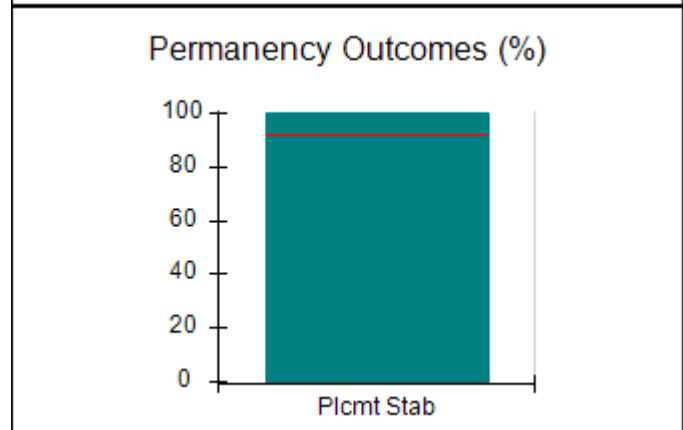
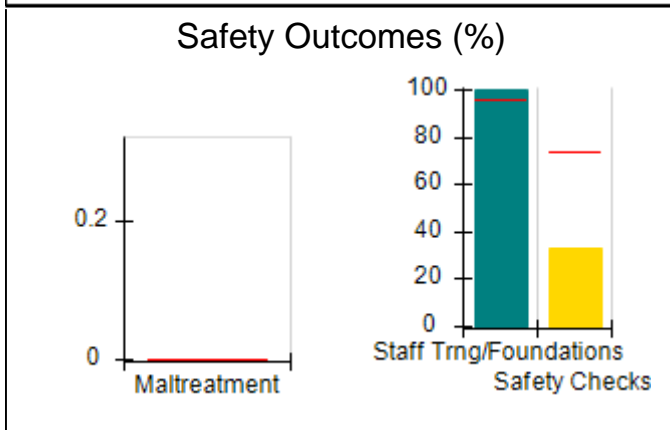
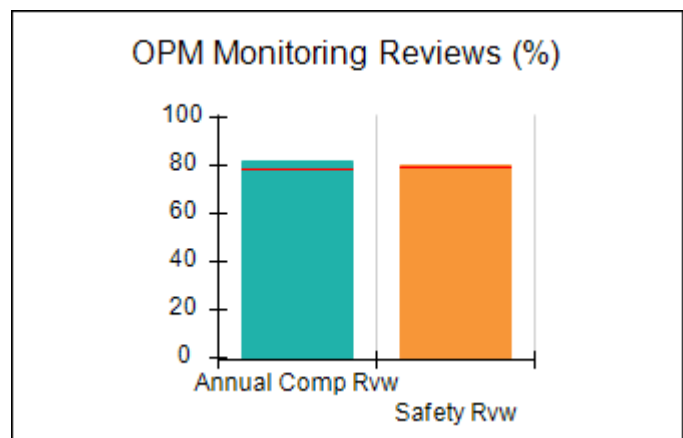
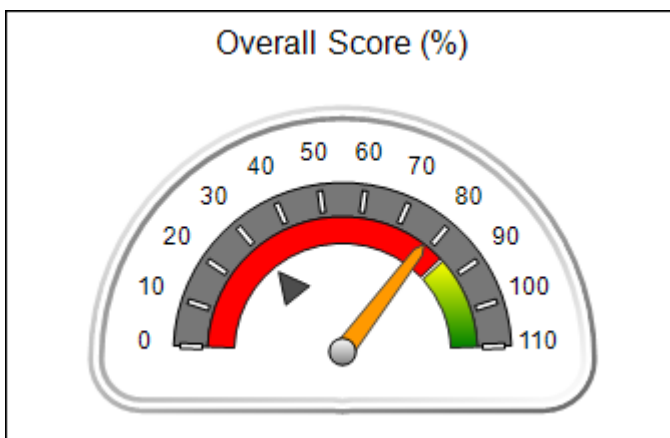
Performance-Based Placement Measures RBWO Provider GA+SCORECARD - ILP/TLP

Report Quarter: Q1 FY2021

Provider/Program Name: Zion Foundation - Woodruff (5260) - ILP			
5358 Woodruff Farm Rd., Columbus, GA 31907	Quarterly Scores (Grades)		Current Quarter Score (Grade)
Phone: 706-940-0370	Q1: 78.31 (C+)	Q2: (N/A)	78.31% (C+)
Vendor ID# 150308	Q3: (N/A)	Q4: (N/A)	
Program Census Information:	# Children in Care During Quarter: 4	# Placements During Quarter: 4	# Children in Care On Last Day: 2

Quarterly Provider Comparisons to All ILP/TLPs

▼ — indicates average for all ILP/TLPs





Performance-Based Placement Measures RBWO Provider GA+SCORECARD - ILP/TLP

Report Quarter: Q1 FY2021

Provider/Program Name: Zion Foundation - Woodruff (5260) - ILP				
5358 Woodruff Farm Rd., Columbus, GA 31907		Quarterly Scores (Grades)		Current Quarter Score (Grade)
Phone: 706-940-0370		Q1: 78.31 (C+)	Q2: (N/A)	78.31% (C+)
Vendor ID# 150308		Q3: (N/A)	Q4: (N/A)	
Program Census Information:		# Children in Care During Quarter: 4	# Placements During Quarter: 4	# Children in Care On Last Day: 2
	Avg Performance All ILP/TLPs (%)	Provider Performance (%)*	Possible Points (Weight)	Provider Points Earned
OPM Monitoring Reviews				
Annual Comprehensive Reviews	79%	82%	15	12.31
Safety Reviews	79%	80%	10	8.00
Monitoring Sub-Total			25	20.31
ILP/TLP Safety Outcomes				
Incidence of Maltreatment	0.00%	Not Eligible		
Staff Training/Foundations	95%	100%	6.5	6.50
Staff Safety Checks	73%	33%	6.5	2.15
Safety Sub-Total			13	8.65
ILP/TLP Permanency Outcomes				
Placement Stability	92%	100%	3	3.00
Permanency Sub-Total			3	3.00
ILP/TLP Well-Being Outcomes				
EPSDT Medical Visits	78%	100%	4	4.00
EPSDT Dental Visits	70%	25%	4	1.00
Academic Supports	47%	100%	2	2.00
Provider ECEM Visits	79%	100%	4	4.00
Placements with Siblings	12%	Not Eligible	Not Scored	Not Scored
Placements within Legal County	23%	Not Eligible	Not Scored	Not Scored
Well-Being Sub-Total			14	11.00
ILP/TLP Specialty Outcomes				
Academic/Career Development	47%	0%	10	0.00
Ind Living Skills Provision	62%	60%	15	9.00
Financial Independence	39%	27%	5	1.35
WTLP/Life Coach	66%	100%	15	15.00
Specialty Sub-Total			45	25.35
*Performance calculation descriptions can be found in the FY 2019 RBWO PBP Measurements and Standards Guide.				

Monitoring & Outcomes: Possible Points = 100	Points Earned = 68.31
Score Before Incentives Credit	68.31%



Performance-Based Placement Measures
RBWO Provider GA+SCORECARD - ILP/TLP

Report Quarter: Q1 FY2021

Incentives Awarded	10.00 pts
PBP Verification	N/A pts
Total Score	78.31%

Provider/Program Name: Zion Foundation - Woodruff (5260) - ILP

Program Census Information:		# Children in Care During Quarter: 4	# Placements During Quarter: 4	# Children in Care On Last Day: 2
ILP/TLP Incentive Credits	Avg Performance All ILP/TLPs (Points)	Provider Performance (%)*	Possible Points (Weight)	Provider Points Earned
No DOC Involvement		90%	5	4.50
Community Connections		0%	4	0.00
Positive Permanency Connections		100%	5	5.00
HS Grad/GED/Prof or Trade Certificate/College		N/A	10/5/5/1	
Part-Time Employment with Medical Benefits		0%	10	0.00
Living Arrangements at Discharge		0%	10	0.00
Additional Academic Supports		100%	2	2.00
Additional IL Skills Provision		0%	5	0.00
Active Agency Accreditation		0%	4	0.00
Staff Clinical Licensure		0%	5	0.00
Incentives Total	7.45			11.50

*Performance calculation descriptions can be found in the FY 2019 RBWO PBP Measurements and Standards Guide.

Child Protective Services Investigations and Dispositions

The following investigations data, which is not used for scoring but is considered significant to a provider's performance, is from Georgia SHINES and is not considered final or complete until the end of the fiscal year.

Total Reports:	0
Number Screened In:	0
Number Screened Out:	0
Number Substantiated:	0
Number Unsubstantiated:	0
Number Active CPS Investigations:	0